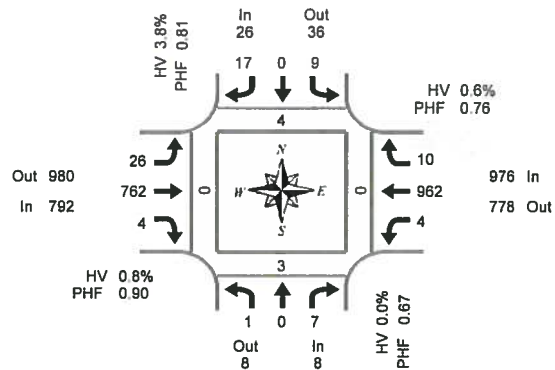


# Total Vehicle Summary



Clay Carney  
(503) 833-2740



## NE 6th Ave & NE 99th St

Tuesday, January 22, 2013

4:00 PM to 6:00 PM

**Peak Hour Summary**  
4:45 PM to 5:45 PM

### 15-Minute Interval Summary

4:00 PM to 6:00 PM

Interval Start Time	Northbound NE 6th Ave				Southbound NE 6th Ave				Eastbound NE 99th St				Westbound NE 99th St				Interval Total	Pedestrians Crosswalk			
	L	T	R	Bikes	L	T	R	Bikes	L	T	R	Bikes	L	T	R	Bikes		North	South	East	West
4:00 PM	0	0	3	0	4	0	1	0	6	218	0	0	2	210	1	0	445	0	1	0	1
4:15 PM	1	0	1	0	4	0	2	0	5	190	1	0	1	219	2	0	426	0	2	0	1
4:30 PM	0	0	2	0	2	0	2	0	7	156	0	0	2	247	2	0	420	6	0	0	1
4:45 PM	0	0	2	0	0	0	3	0	8	190	2	0	3	239	3	0	450	0	0	0	0
5:00 PM	0	0	3	0	3	0	5	0	5	185	1	0	0	204	2	0	408	3	1	0	0
5:15 PM	0	0	1	0	2	0	5	0	9	171	1	0	1	315	3	0	508	1	2	0	0
5:30 PM	1	0	1	0	4	0	4	0	4	216	0	0	0	204	2	0	436	0	0	0	0
5:45 PM	2	0	2	0	2	0	7	0	6	150	2	0	0	227	3	0	401	1	1	0	0
Total Survey	4	0	15	0	21	0	29	0	50	1,476	7	0	9	1,995	18	0	3,494	11	7	0	3

### Peak Hour Summary

4:45 PM to 5:45 PM

By Approach	Northbound NE 6th Ave				Southbound NE 6th Ave				Eastbound NE 99th St				Westbound NE 99th St				Total	Pedestrians Crosswalk			
	In	Out	Total	Bikes	In	Out	Total	Bikes	In	Out	Total	Bikes	In	Out	Total	Bikes		North	South	East	West
Volume	8	8	16	0	26	36	62	0	792	980	1,772	0	976	778	1,754	0	1,802	4	3	0	0
%HV	0.0%				3.8%				0.8%				0.6%				0.7%				
PHF	0.67				0.81				0.90				0.76				0.89				

By Movement	Northbound NE 6th Ave				Southbound NE 6th Ave				Eastbound NE 99th St				Westbound NE 99th St				Total
	L	T	R	Total	L	T	R	Total	L	T	R	Total	L	T	R	Total	
Volume	1	0	7	8	9	0	17	26	26	762	4	792	4	962	10	976	1,802
%HV	0.0%	0.0%	0.0%	0.0%	11.1%	0.0%	0.0%	3.8%	0.0%	0.8%	0.0%	0.8%	0.0%	0.6%	0.0%	0.6%	0.7%
PHF	0.25	0.00	0.58	0.67	0.56	0.00	0.85	0.81	0.72	0.88	0.50	0.90	0.33	0.76	0.83	0.76	0.89

### Rolling Hour Summary

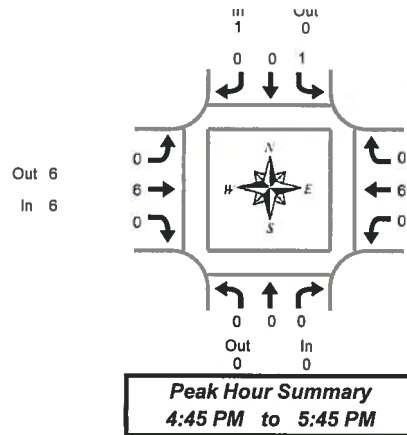
4:00 PM to 6:00 PM

Interval Start Time	Northbound NE 6th Ave				Southbound NE 6th Ave				Eastbound NE 99th St				Westbound NE 99th St				Interval Total	Pedestrians Crosswalk			
	L	T	R	Bikes	L	T	R	Bikes	L	T	R	Bikes	L	T	R	Bikes		North	South	East	West
4:00 PM	1	0	8	0	10	0	8	0	26	754	3	0	8	915	8	0	1,741	6	3	0	3
4:15 PM	1	0	8	0	9	0	12	0	25	721	4	0	6	909	9	0	1,704	9	3	0	2
4:30 PM	0	0	8	0	7	0	15	0	29	702	4	0	6	1,005	10	0	1,786	10	3	0	1
4:45 PM	1	0	7	0	9	0	17	0	26	762	4	0	4	962	10	0	1,802	4	3	0	0
5:00 PM	3	0	7	0	11	0	21	0	24	722	4	0	1	950	10	0	1,753	5	4	0	0

# Heavy Vehicle Summary



Clay Carney  
(503) 833-2740



## NE 6th Ave & NE 99th St

Tuesday, January 22, 2013  
4:00 PM to 6:00 PM

### Heavy Vehicle 15-Minute Interval Summary 4:00 PM to 6:00 PM

Interval Start Time	Northbound NE 6th Ave				Southbound NE 6th Ave				Eastbound NE 99th St				Westbound NE 99th St				Interval Total
	L	T	R	Total	L	T	R	Total	L	T	R	Total	L	T	R	Total	
4:00 PM	0	0	0	0	0	0	0	0	1	2	0	3	0	3	0	3	6
4:15 PM	0	0	0	0	0	0	0	0	0	2	0	2	0	5	0	5	7
4:30 PM	0	0	0	0	0	0	0	0	1	2	0	3	0	3	0	3	6
4:45 PM	0	0	0	0	0	0	0	0	0	2	0	2	0	0	0	0	2
5:00 PM	0	0	0	0	1	0	0	1	0	2	0	2	0	2	0	2	5
5:15 PM	0	0	0	0	0	0	0	0	0	0	0	0	0	2	0	2	2
5:30 PM	0	0	0	0	0	0	0	0	0	2	0	2	0	2	0	2	4
5:45 PM	0	0	0	0	0	0	0	0	0	0	0	0	0	1	0	1	1
Total Survey	0	0	0	0	1	0	0	1	2	12	0	14	0	18	0	18	33

### Heavy Vehicle Peak Hour Summary 4:45 PM to 5:45 PM

By Approach	Northbound NE 6th Ave			Southbound NE 6th Ave			Eastbound NE 99th St			Westbound NE 99th St			Total
	In	Out	Total	In	Out	Total	In	Out	Total	In	Out	Total	
Volume	0	0	0	1	0	1	6	6	12	5	7	13	13
PHF	0.00			0.25			0.19			0.14			0.17

By Movement	Northbound NE 6th Ave				Southbound NE 6th Ave				Eastbound NE 99th St				Westbound NE 99th St				Total
	L	T	R	Total	L	T	R	Total	L	T	R	Total	L	T	R	Total	
Volume	0	0	0	0	1	0	0	1	0	6	0	6	0	6	0	6	13
PHF	0.00	0.00	0.00	0.00	0.25	0.00	0.00	0.25	0.00	0.25	0.00	0.19	0.00	0.14	0.00	0.14	0.17

### Heavy Vehicle Rolling Hour Summary 4:00 PM to 6:00 PM

Interval Start Time	Northbound NE 6th Ave				Southbound NE 6th Ave				Eastbound NE 99th St				Westbound NE 99th St				Interval Total
	L	T	R	Total	L	T	R	Total	L	T	R	Total	L	T	R	Total	
4:00 PM	0	0	0	0	0	0	0	0	2	8	0	10	0	11	0	11	21
4:15 PM	0	0	0	0	1	0	0	1	1	8	0	9	0	10	0	10	20
4:30 PM	0	0	0	0	1	0	0	1	1	6	0	7	0	7	0	7	15
4:45 PM	0	0	0	0	1	0	0	1	0	6	0	6	0	6	0	6	13
5:00 PM	0	0	0	0	1	0	0	1	0	4	0	4	0	7	0	7	12

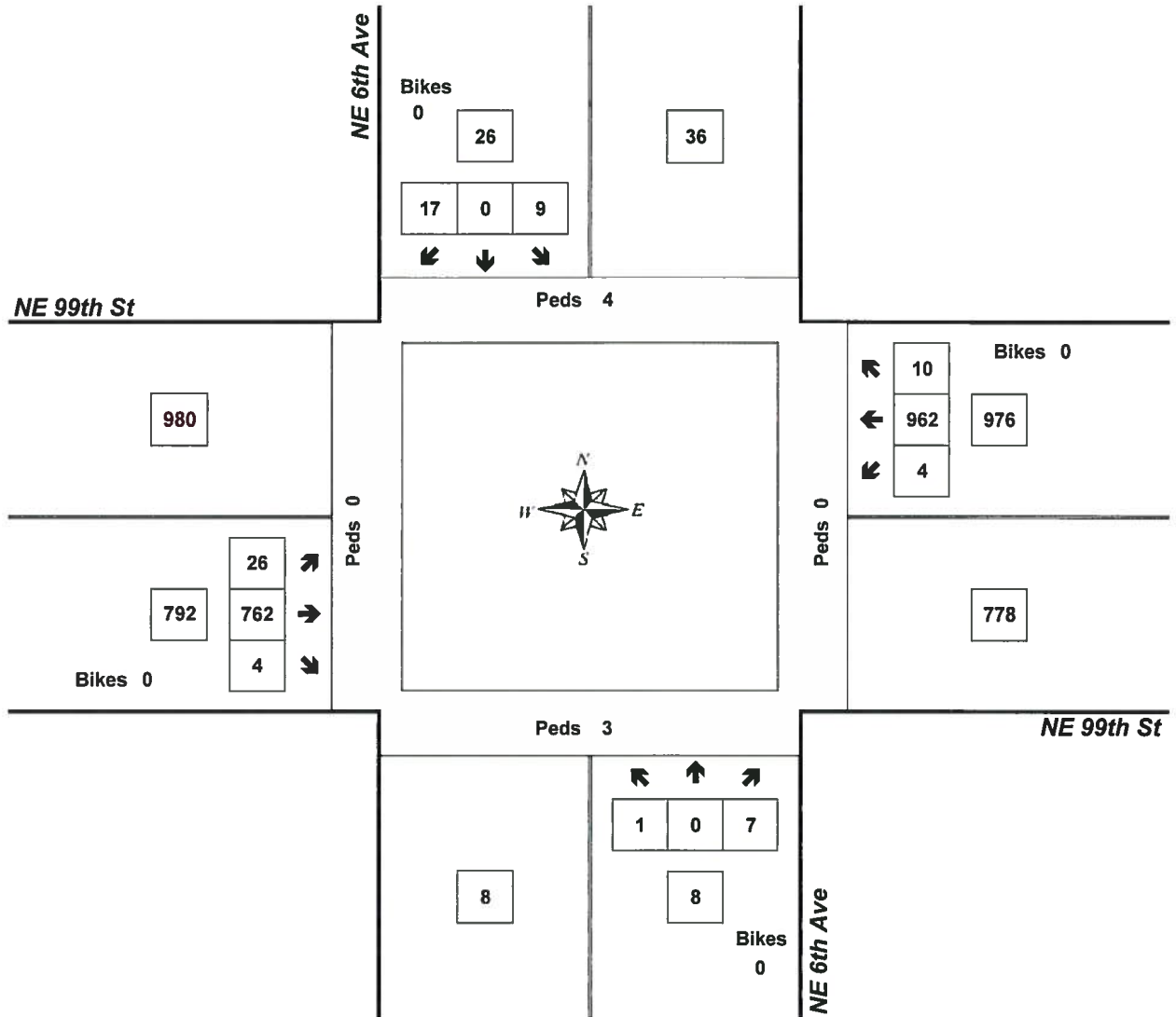
# Peak Hour Summary



Clay Carney  
(503) 833-2740

## NE 6th Ave & NE 99th St

4:45 PM to 5:45 PM  
Tuesday, January 22, 2013



Approach	PHF	HV%	Volume
EB	0.90	0.8%	792
WB	0.76	0.6%	976
NB	0.67	0.0%	8
SB	0.81	3.8%	26
<b>Intersection</b>	<b>0.89</b>	<b>0.7%</b>	<b>1,802</b>

Count Period: 4:00 PM to 6:00 PM