Type of peak hour being reported: Intersection Peak

Method for determining peak hour: Total Entering Volume

LOCATION: NE 15th Ave -- NE 179th St
CITY/STATE: Ridgefield, WA

QC JOB #: 10395405
DATE: 11/6/2008

Peak-Hour: 7:30 AM -- 8:30 AM
Peak 15-Min: 8:15 AM -- 8:30 AM

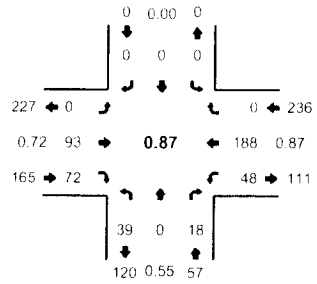

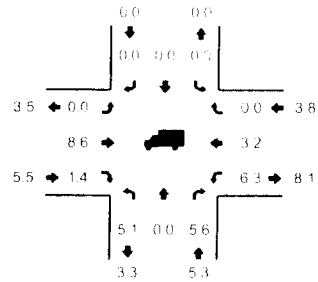

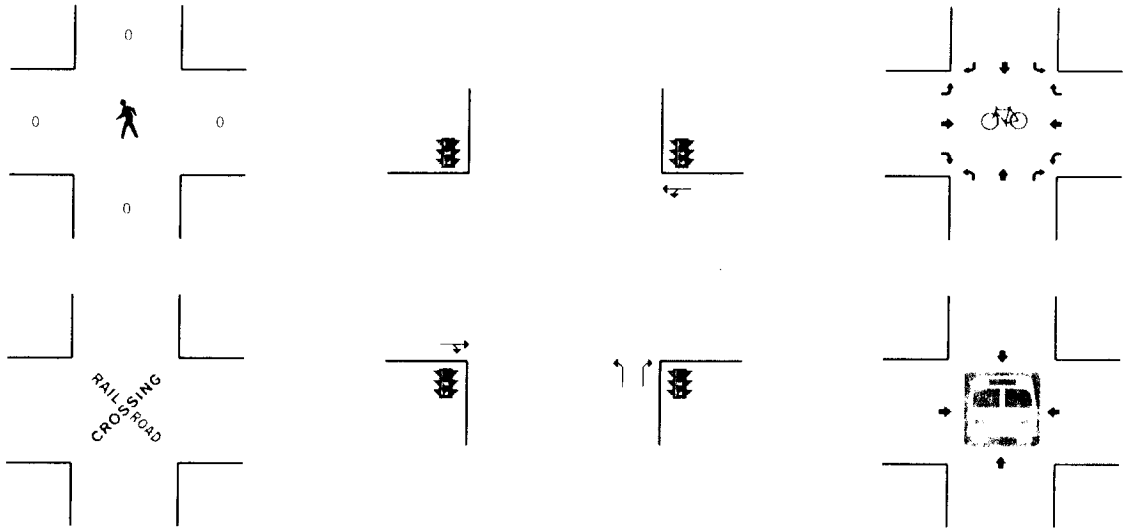

R* = RTOR

5-Min Count Period Beginning At	NE 15th Ave (Northbound) Left	Thru	Right	U	R*	NE 15th Ave (Southbound) Left	Thru	Right	U	R*	NE 179th St (Eastbound) Left	Thru	Right	U	R*	NE 179th St (Westbound) Left	Thru	Right	U	R*	Total	Hourly Totals
7:00 AM	5	0	0	0	0	0	0	0	0	0	0	4	3	0	0	0	16	0	0	0	28	
7:05 AM	2	0	0	0	0	0	0	0	0	0	0	2	5	0	0	2	22	0	0	0	33	
7:10 AM	5	0	1	0	0	0	0	0	0	0	0	3	3	0	0	6	13	0	0	0	31	
7:15 AM	3	0	1	0	0	0	0	0	0	0	0	7	6	0	0	5	15	0	0	0	37	
7:20 AM	5	0	0	0	0	0	0	0	0	0	0	7	10	0	0	4	14	0	0	0	40	
7:25 AM	5	0	1	0	0	0	0	0	0	0	0	5	6	0	0	2	9	0	0	0	28	
7:30 AM	2	0	1	0	0	0	0	0	0	0	0	9	3	0	0	3	22	0	0	0	40	
7:35 AM	5	0	1	0	0	0	0	0	0	0	0	6	4	0	0	4	14	0	0	0	34	
7:40 AM	5	0	0	0	0	0	0	0	0	0	0	10	2	0	0	4	20	0	0	0	41	
7:45 AM	3	0	2	0	0	0	0	0	0	0	0	6	5	0	0	4	16	0	0	0	36	
7:50 AM	7	0	2	0	0	0	0	0	0	0	0	9	6	0	0	3	21	0	0	0	48	
7:55 AM	3	0	2	0	0	0	0	0	0	0	0	3	9	0	0	5	12	0	0	0	34	430
8:00 AM	4	0	1	0	0	0	0	0	0	0	0	6	6	0	0	3	11	0	0	0	31	433
8:05 AM	2	0	2	0	0	0	0	0	0	0	0	9	3	0	0	3	8	0	0	0	27	427
8:10 AM	1	0	2	0	0	0	0	0	0	0	0	3	8	0	0	5	17	0	0	0	36	432
8:15 AM	1	0	2	0	0	0	0	0	0	0	0	13	10	0	0	6	19	0	0	0	51	446
8:20 AM	3	0	1	0	0	0	0	0	0	0	0	11	5	0	0	4	19	0	0	0	43	449
8:25 AM	3	0	2	0	0	0	0	0	0	0	0	8	11	0	0	4	9	0	0	0	37	458
8:30 AM	2	0	2	0	0	0	0	0	0	0	0	6	2	0	0	2	17	0	0	0	31	449
8:35 AM	2	0	3	0	0	0	0	0	0	0	0	6	11	0	0	4	16	0	0	0	42	457
8:40 AM	6	0	0	0	0	0	0	0	0	0	0	4	7	0	0	9	12	0	0	0	38	454
8:45 AM	4	0	4	0	0	0	0	0	0	0	0	3	4	0	0	4	14	0	0	0	33	451
8:50 AM	11	0	1	0	0	0	0	0	0	0	0	6	7	0	0	2	11	0	0	0	38	441
8:55 AM	11	0	1	0	0	0	0	0	0	0	0	5	4	0	0	6	9	0	0	0	36	443

Peak 15-Min Flowrates	Northbound Left	Thru	Right	U	R*	Southbound Left	Thru	Right	U	R*	Eastbound Left	Thru	Right	U	R*	Westbound Left	Thru	Right	U	R*	Total
All Vehicles	28	0	20	0	0	0	0	0	0	0	0	128	104	0	0	56	188	0	0	0	524
Heavy Trucks	4	0	0			0	0	0			0	12	0			4	4	0			24
Pedestrians		0					0					0					0				0
Bicycles																					
Railroad																					
Stopped Buses																					

Report generated on 12/1/2008 9:48 AM

SOURCE: Quality Counts, LLC (http://www.qualitycounts.net)