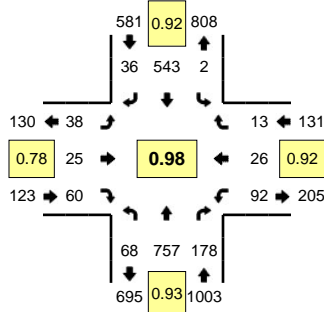
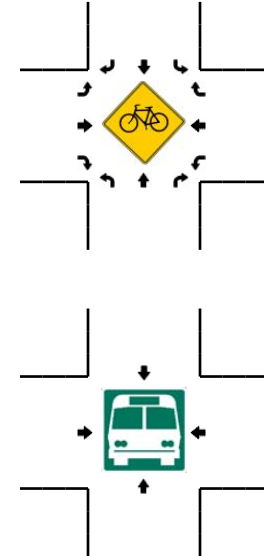
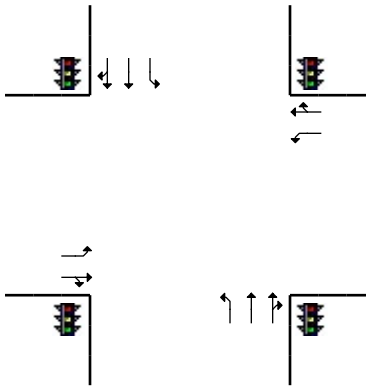
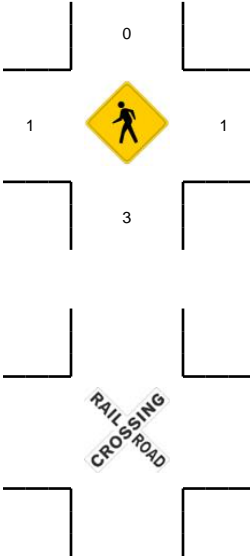
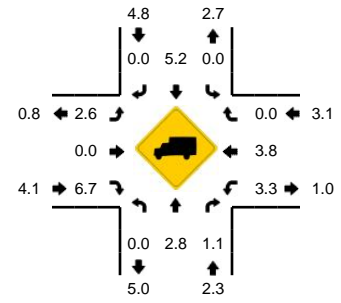


LOCATION: NE 136th Ave -- NE 9th St
CITY/STATE: Vancouver, WA

QC JOB #: 10310909
DATE: 12/11/2007



Peak-Hour: 4:10 PM -- 5:10 PM
Peak 15-Min: 4:40 PM -- 4:55 PM



5-Min Count Period Beginning At	NE 136th Ave (Northbound)				NE 136th Ave (Southbound)				NE 9th St (Eastbound)				NE 9th St (Westbound)				Total	Hourly Totals
	Left	Thru	Right	U	Left	Thru	Right	U	Left	Thru	Right	U	Left	Thru	Right	U		
4:00 PM	10	64	9	0	0	36	5	0	5	0	5	0	9	1	0	0	144	
4:05 PM	7	62	12	0	0	44	5	0	4	0	6	0	4	3	1	0	148	
4:10 PM	5	71	26	0	0	48	4	0	0	2	4	0	4	2	1	0	167	
4:15 PM	10	69	16	0	0	43	3	0	5	2	9	0	8	2	0	0	167	
4:20 PM	1	48	17	0	0	36	2	0	2	0	4	0	6	1	2	0	119	
4:25 PM	5	81	22	0	1	41	2	0	1	1	3	0	6	1	0	0	164	
4:30 PM	9	58	9	0	1	53	2	0	3	4	7	0	10	3	3	0	162	
4:35 PM	2	50	13	0	0	43	1	0	5	2	6	0	7	2	1	0	132	
4:40 PM	9	59	12	0	0	42	4	0	5	0	10	0	8	2	1	0	152	
4:45 PM	4	65	19	0	0	53	1	0	2	3	4	0	8	2	1	0	162	
4:50 PM	3	46	15	0	0	59	5	0	5	3	2	0	11	3	1	0	153	
4:55 PM	3	67	12	0	0	47	3	0	2	1	1	0	9	4	1	0	150	1820
5:00 PM	9	73	11	0	0	35	5	0	3	4	5	0	6	3	1	0	155	1831
5:05 PM	8	70	6	0	0	43	4	0	5	3	5	0	9	1	1	0	155	1838
5:10 PM	9	59	5	0	1	55	3	0	4	4	3	0	8	3	1	0	155	1826
5:15 PM	7	60	2	0	1	37	3	0	0	2	5	0	12	5	0	0	134	1793
5:20 PM	8	53	6	0	0	61	3	0	2	1	9	0	5	1	1	0	150	1824
5:25 PM	7	51	11	0	1	47	3	0	4	0	7	0	12	1	0	0	144	1804
5:30 PM	7	42	10	0	0	51	4	0	2	4	4	0	7	1	0	0	132	1774
5:35 PM	5	58	10	0	0	36	3	0	3	1	3	0	7	1	1	0	128	1770
5:40 PM	4	62	11	0	0	41	4	0	1	0	7	0	6	2	0	0	138	1756
5:45 PM	4	49	9	0	0	42	6	0	7	1	3	0	5	3	2	0	131	1725
5:50 PM	2	49	8	0	0	37	3	0	2	5	8	0	12	1	1	0	128	1700
5:55 PM	2	52	10	0	1	37	2	0	1	0	2	0	7	1	0	0	115	1665
Peak 15-Min Flowrates	Northbound				Southbound				Eastbound				Westbound				Total	
All Vehicles	64	680	184	0	0	616	40	0	48	24	64	0	108	28	12	0	1868	
Heavy Trucks	0	4	4		0	28	0		0	0	4		0	4	0		44	
Pedestrians		4				0				0				0			4	
Bicycles																		
Railroad																		
Stopped Buses																		

Comments: