



Interval  60 min.  15 min.  
 Binned(CL/SP)  Count(volume)  
Lane No  1  2

---

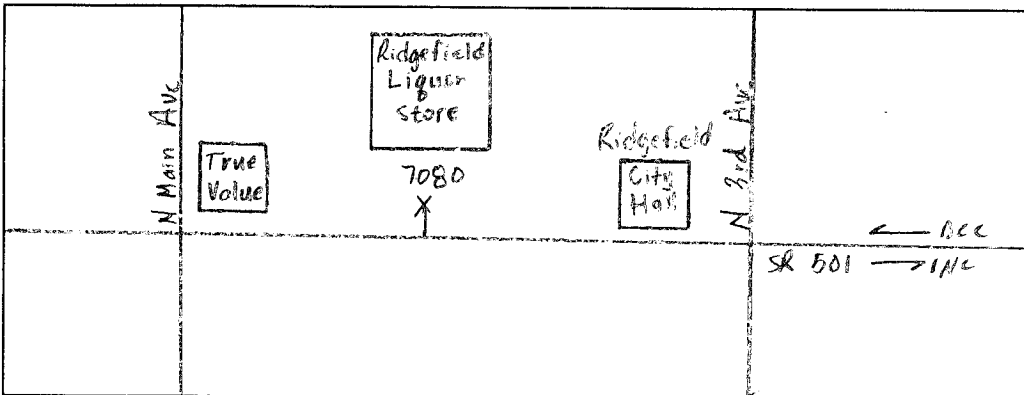
Direction Channel 1 \_\_\_\_\_  
Direction Channel 2 \_\_\_\_\_  
Data Hog # \_\_\_\_\_

Counter No. 357080 Count ID HPMS  
SR 501 RRT/RRQ MP 16.91  
Leg 2 Direction WB OSID \_\_\_\_\_

Station Description ON SR 501 E/O MAIN ST / N main st

Date	Day	Time	Comments
8/25/08	2	1038	Manual (1) <u>1</u> (2) _____ Counter (1) <u>1</u> (2) _____ Counters set O.K. JH/RM 6.4
8/26/08	3	0737	Manual (1) <u>3</u> (2) _____ Counter (1) <u>3</u> (2) _____ Check O.K. JH/RM 6.5
8/27/08	4	0901	Manual (1) <u>13</u> (2) _____ Counter (1) <u>11</u> (2) _____ Check O.K. JH/RM 6.5 WW = 2
8/28/08	5	<u>1002</u>	Manual (1) <u>6</u> (2) _____ Counter (1) <u>6</u> (2) _____ Check O.K. JH/RM <u>6.8</u>
8/29/08	6	<u>0749</u>	Manual (1) <u>1</u> (2) _____ Counter (1) <u>1</u> (2) _____ P/U O.K. JH/RM <u>6.7</u>

Sketch



RM / JH  
Field Person



Interval  60 min.  15 min.  
 Binned(CL/SP)  Count(volume)  
Lane No  1  2

---

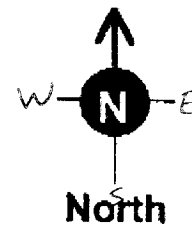
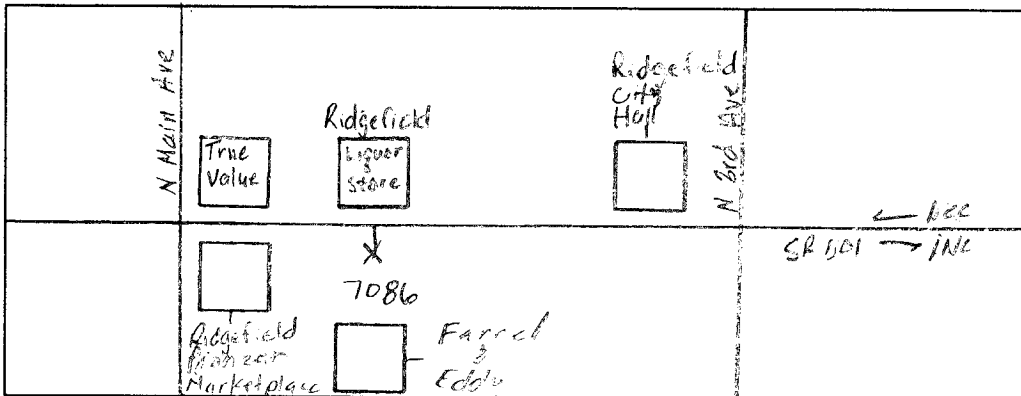
Direction Channel 1 \_\_\_\_\_  
Direction Channel 2 \_\_\_\_\_  
Data Hog # \_\_\_\_\_

Counter No. 357086 Count ID HPMS  
SR 501 RRT/RRQ MP 16.91  
Leg 2 Direction EB OSID \_\_\_\_\_

Station Description \_ ON SR 501 E/O MAIN ST / n main st

Date	Day	Time	Comments
8/25/08	2	<del>1053</del> 1033	Manual (1) <u>3</u> (2) _____ Counter (1) <u>3</u> (2) _____ Counters set O.K. JH/RM 6.4
8/26/08	3	0738	Manual (1) <u>7</u> (2) _____ Counter (1) <u>7</u> (2) _____ Check O.K. JH/RM 6.4
8/27/08	4	0901	Manual (1) <u>14</u> (2) _____ Counter (1) <u>14</u> (2) _____ Check O.K. JH/RM 6.6
8/28/08	5	1001	Manual (1) <u>2</u> (2) _____ Counter (1) <u>2</u> (2) _____ Check O.K. JH/RM 6.4
8/29/08	6	0707	Manual (1) <u>1</u> (2) _____ Counter (1) <u>1</u> (2) _____ P/U O.K. JH/RM 6.4

Sketch



RM / JH  
Field Person

SR 501 MP 016.91 OFF SYSTEM ID. LEG 2 DIRECTION OF TRAFFIC WESTBOUND LANE ALL OF

COUNT IDENTIFIER HPMS COUNTER NUMBER 357080 DESCRIPTION: ON SR 501 E/O S MAIN ST/N MAIN ST

08/25/08	MONDAY	AM HOURS												PM HOURS												DAILY TOTAL
		1	2	3	4	5	6	7	8	9	10	11	12	1	2	3	4	5	6	7	8	9	10	11	12	
12	1	2	3	4	5	6	7	8	9	10	11	12	1	2	3	4	5	6	7	8	9	10	11	12	125	
1	2	3	4	5	6	7	8	9	10	11	12	1	2	3	4	5	6	7	8	9	10	11	12	125		
00-15																										
15-30																										
30-45																										
45-00																										
TOT																									1265	

AM PEAK HOUR 1100 TO 1200 VOLUME 115  
PM PEAK HOUR 0400 TO 0500 VOLUME 180

AM TOTAL 140  
PM TOTAL 1125

08/26/08	TUESDAY	AM HOURS												PM HOURS												DAILY TOTAL
		1	2	3	4	5	6	7	8	9	10	11	12	1	2	3	4	5	6	7	8	9	10	11	12	
12	1	2	3	4	5	6	7	8	9	10	11	12	1	2	3	4	5	6	7	8	9	10	11	12	1905	
1	2	3	4	5	6	7	8	9	10	11	12	1	2	3	4	5	6	7	8	9	10	11	12	1905		
00-15																										
15-30																										
30-45																										
45-00																										
TOT																									1905	

AM PEAK HOUR 1045 TO 1145 VOLUME 148  
PM PEAK HOUR 0515 TO 0615 VOLUME 204

AM TOTAL 515  
PM TOTAL 1390

08/27/08	WEDNESDAY	AM HOURS												PM HOURS												DAILY TOTAL
		1	2	3	4	5	6	7	8	9	10	11	12	1	2	3	4	5	6	7	8	9	10	11	12	
12	1	2	3	4	5	6	7	8	9	10	11	12	1	2	3	4	5	6	7	8	9	10	11	12	1940	
1	2	3	4	5	6	7	8	9	10	11	12	1	2	3	4	5	6	7	8	9	10	11	12	1940		
00-15																										
15-30																										
30-45																										
45-00																										
TOT																									1940	

AM PEAK HOUR 0945 TO 1045 VOLUME 164  
PM PEAK HOUR 0345 TO 0445 VOLUME 217

AM TOTAL 603  
PM TOTAL 1337

SR 501 MP 016.91 OFF SYSTEM ID. LEG 2 DIRECTION OF TRAFFIC WESTBOUND LANE ALL OF

COUNT IDENTIFIER HPMS COUNTER NUMBER 357080 DESCRIPTION: ON SR 501 E/O S MAIN ST/W MAIN ST

08/28/08	THURSDAY	AM HOURS												PM HOURS												DAILY TOTAL
		1	2	3	4	5	6	7	8	9	10	11	12	1	2	3	4	5	6	7	8	9	10	11	12	
12	1	2	3	4	5	6	7	8	9	10	11	12	1	2	3	4	5	6	7	8	9	10	11	12	117	
1	2	3	4	5	6	7	8	9	10	11	12	1	2	3	4	5	6	7	8	9	10	11	12	117		
00-15	2	1	1	2	1	1	1	1	2	2	2	2	3	4	4	4	5	5	6	6	7	7	8	117		
15-30	2	1	1	2	1	1	1	1	2	2	2	2	3	4	4	4	5	5	6	6	7	7	8	117		
30-45	4	1	1	3	2	2	2	2	3	3	3	3	4	5	5	5	6	6	7	7	8	8	9	117		
45-00	1	1	1	2	1	2	2	2	3	3	3	3	4	5	5	5	6	6	7	7	8	8	9	117		
HOUR	---	---	---	---	---	---	---	---	---	---	---	---	---	---	---	---	---	---	---	---	---	---	---	---		
TOT	6	1	3	3	10	42	63	62	75	86	98	116	111	177	156	156	176	176	127	117	74	35	18	6		
								AM PEAK HOUR 1100 TO 1200 VOLUME																		
								PM PEAK HOUR 0215 TO 0315 VOLUME																		
								AM TOTAL																	451	
								PM TOTAL																	1269	

08/29/08	FRIDAY	AM HOURS												PM HOURS												DAILY TOTAL
		1	2	3	4	5	6	7	8	9	10	11	12	1	2	3	4	5	6	7	8	9	10	11	12	
12	1	2	3	4	5	6	7	8	9	10	11	12	1	2	3	4	5	6	7	8	9	10	11	12	117	
1	2	3	4	5	6	7	8	9	10	11	12	1	2	3	4	5	6	7	8	9	10	11	12	117		
00-15	2	1	1	1	1	1	1	1	2	2	2	2	3	4	4	4	5	5	6	6	7	7	8	117		
15-30	2	1	1	2	1	1	1	1	2	2	2	2	3	4	4	4	5	5	6	6	7	7	8	117		
30-45	2	1	1	3	2	2	2	2	3	3	3	3	4	5	5	5	6	6	7	7	8	8	9	117		
45-00	1	1	1	2	1	2	2	2	3	3	3	3	4	5	5	5	6	6	7	7	8	8	9	117		
HOUR	---	---	---	---	---	---	---	---	---	---	---	---	---	---	---	---	---	---	---	---	---	---	---	---		
TOT	7	4	5	5	1	9	44	42	56	66	78	96	101	117	101	101	117	117	87	74	35	18	6			
								AM PEAK HOUR 0645 TO 0745 VOLUME																64		
								PM PEAK HOUR 0000 TO 0000 VOLUME																0		
								AM TOTAL																	117	
								PM TOTAL																	0	

08/25/08 THRU 08/29/08  
TOTAL HOURS FOR COUNT 91

3 DAYS AVG WEEKDAY VOL 1855 X SEASONAL ADJ. FACTOR 0.9000 = 1670 X AXLE CORR FACTOR 0.9445 = ESTIMATED AVG DAILY TRAFFIC 1577

FACTOR GROUP GR-02

FACTOR GROUP GR-R3

SR 501 MP 016.91 OFF SYSTEM ID. LEG 2 DIRECTION OF TRAFFIC EASTBOUND LANE ALL OF  
 COUNT IDENTIFIER HPMS COUNTER NUMBER 357086 DESCRIPTION: ON SR 501 E/O S MAIN ST/ N MAIN ST

08/25/08	MONDAY	AM HOURS												PM HOURS												AM TOTAL	PM TOTAL	DAILY TOTAL						
COUNT	12	1	2	3	4	5	6	7	8	9	10	11	12	1	2	3	4	5	6	7	8	9	10	11	12	TOT	TOT	TOT						
00-15																																		
15-30	1	2	3	4	5	6	7	8	9	10	11	12	1	2	3	4	5	6	7	8	9	10	11	12										
30-45																																		
45-00																																		
HOUR																																		
TOT	1	2	3	4	5	6	7	8	9	10	11	12	1	2	3	4	5	6	7	8	9	10	11	12	140	146	101	89	46	54	29	9	7	1055

AM PEAK HOUR 1045 TO 1145 VOLUME 115  
 PM PEAK HOUR 0400 TO 0500 VOLUME 146

08/26/08	TUESDAY	AM HOURS												PM HOURS												AM TOTAL	PM TOTAL	DAILY TOTAL							
COUNT	12	1	2	3	4	5	6	7	8	9	10	11	12	1	2	3	4	5	6	7	8	9	10	11	12	TOT	TOT	TOT							
00-15																																			
15-30	1	1	2	3	4	5	6	7	8	9	10	11	12	1	2	3	4	5	6	7	8	9	10	11	12										
30-45																																			
45-00																																			
HOUR																																			
TOT	2	1	3	3	4	5	6	7	8	9	10	11	12	1	2	3	4	5	6	7	8	9	10	11	12	144	139	105	143	83	48	21	17	19	1669

AM PEAK HOUR 1045 TO 1145 VOLUME 115  
 PM PEAK HOUR 0315 TO 0415 VOLUME 149

08/27/08	WEDNESDAY	AM HOURS												PM HOURS												AM TOTAL	PM TOTAL	DAILY TOTAL							
COUNT	12	1	2	3	4	5	6	7	8	9	10	11	12	1	2	3	4	5	6	7	8	9	10	11	12	TOT	TOT	TOT							
00-15																																			
15-30	1	1	1	1	1	2	3	4	5	6	7	8	9	10	11	12	1	2	3	4	5	6	7	8	9										
30-45	1	1	1	1	1	2	3	4	5	6	7	8	9	10	11	12	1	2	3	4	5	6	7	8	9										
45-00	2	1	2	2	2	2	3	4	5	6	7	8	9	10	11	12	1	2	3	4	5	6	7	8	9										
HOUR																																			
TOT	5	4	5	4	5	6	7	8	9	10	11	12	1	2	3	4	5	6	7	8	9	10	11	12	131	159	137	142	111	59	21	17	11	1781	

AM PEAK HOUR 0715 TO 0815 VOLUME 131  
 PM PEAK HOUR 0515 TO 0615 VOLUME 159

STATE OF WASHINGTON - DEPARTMENT OF TRANSPORTATION  
TRIP SYSTEM  
15 MINUTE TRAFFIC COUNT SUMMARY

SR 501 MP 016.91 OFF SYSTEM ID. LEG 2 DIRECTION OF TRAFFIC EASTBOUND LANE ALL OF

COUNT IDENTIFIER HPMS COUNTER NUMBER 357086 DESCRIPTION: ON SR 501 E/O S MAIN ST/N MAIN ST

08/28/08	THURSDAY	AM HOURS												PM HOURS												DAILY TOTAL
		1	2	3	4	5	6	7	8	9	10	11	12	1	2	3	4	5	6	7	8	9	10	11	12	
12	1	2	3	4	5	6	7	8	9	10	11	12	1	2	3	4	5	6	7	8	9	10	11	12	193	
1	2	3	4	5	6	7	8	9	10	11	12	1	2	3	4	5	6	7	8	9	10	11	12	193		
00-15	1	1	1	3	3	10	16	13	12	26	20	36	44	26	43	25	25	25	25	12	6	3	3	193		
15-30	2	1	1	3	3	17	9	12	21	29	26	18	20	35	34	34	27	23	14	17	8	4	1	193		
30-45	2	4	2	2	7	20	38	20	24	37	24	29	33	41	34	31	26	16	18	15	10	4	1	193		
45-00	3	3	3	4	11	27	27	15	33	26	30	28	22	18	20	29	29	19	22	13	7	3	3	193		
TOT	6	8	3	10	24	74	90	60	90	118	100	111	119	120	131	119	107	83	79	57	31	12	8	1560		
								AM PEAK HOUR 0945 TO 1045 VOLUME 125																		
								PM PEAK HOUR 0215 TO 0315 VOLUME 137																		

08/29/08	FRIDAY	AM HOURS												PM HOURS												DAILY TOTAL
		1	2	3	4	5	6	7	8	9	10	11	12	1	2	3	4	5	6	7	8	9	10	11	12	
12	1	2	3	4	5	6	7	8	9	10	11	12	1	2	3	4	5	6	7	8	9	10	11	12	193	
1	2	3	4	5	6	7	8	9	10	11	12	1	2	3	4	5	6	7	8	9	10	11	12	193		
00-15	2	1	1	2	2	10	19	13	12	26	20	36	44	26	43	25	25	25	25	12	6	3	3	193		
15-30	2	1	1	2	2	11	16	12	21	29	26	18	20	35	34	27	23	14	17	8	4	1	1	193		
30-45	2	1	1	2	2	11	16	20	24	37	24	29	33	41	34	31	26	16	18	15	10	4	1	193		
45-00	2	3	3	4	11	27	27	15	33	26	30	28	22	18	20	29	29	19	22	13	7	3	3	193		
TOT	6	4	8	3	25	69	78	60	90	118	100	111	119	120	131	119	107	83	79	57	31	12	8	1560		
								AM PEAK HOUR 0645 TO 0745 VOLUME 105																		
								PM PEAK HOUR 0000 TO 0000 VOLUME 0																		

08/25/08 THRU 08/29/08 TOTAL HOURS FOR COUNT 91

3 DAYS AVG WEEKDAY VOL 1670 X SEASONAL ADJ. FACTOR 0.9000 = 1503 X AXLE CORR FACTOR 0.9445 = ESTIMATED AVG DAILY TRAFFIC 1420

FACTOR GROUP GR-02 FACTOR GROUP GR-R3

SR 501 MP 016.91 OFF SYSTEM ID. DESCRIPTION: ON SR 501 E/O S MAIN ST/N MAIN ST

COUNT IDENTIFIER HPMS COUNTER NUMBER 357086

08/25/08	MONDAY	AM HOURS												PM HOURS					DAILY TOTAL								
COUNT	12	1	2	3	4	5	6	7	8	9	10	11	12	1	2	3	4	5	6	7	8	9	10	11	12		
00-15																											
15-30																											
30-45																											
45-00																											
TOT																											

SR 501 MP 016.91 OFF SYSTEM ID. LEG 2 DIRECTION OF TRAFFIC BOTH WAYS LANE ALL OF

COUNT IDENTIFIER HPMS COUNTER NUMBER 357086 DESCRIPTION: ON SR 501 E/O S MAIN ST/N MAIN ST

08/28/08	THURSDAY	AM HOURS												DAILY										
		1	2	3	4	5	6	7	8	9	10	11	12											
12	1	2	3	4	5	6	7	8	9	10	11	12	1034											
1	2	3	4	5	6	7	8	9	10	11	12	2246												
00-15	3	1	1	5	4	21	34	29	36	46	37	56	73	56	83	53	74	57	59	32	14	6	3	
15-30	2	2	2	3	5	22	20	24	35	52	51	48	47	81	65	87	72	62	40	37	22	13	4	
30-45	4	1	4	5	7	30	49	36	40	60	49	63	63	104	81	72	57	54	58	35	15	8	3	
45-00	3	4	4	4	18	43	50	33	54	46	61	60	47	56	58	63	80	37	39	27	15	3	4	
TOT	12	11	6	12	34	116	153	122	165	204	198	227	230	297	287	275	283	210	196	131	66	30	14	3280

AM PEAK HOUR 0945 TO 1045 VOLUME 212 AM TOTAL 1034  
 PM PEAK HOUR 0215 TO 0315 VOLUME 324 PM TOTAL 2246

08/29/08	FRIDAY	AM HOURS												DAILY										
		1	2	3	4	5	6	7	8	9	10	11	12											
12	1	2	3	4	5	6	7	8	9	10	11	12	169											
1	2	3	4	5	6	7	8	9	10	11	12	1	0											
00-15	4	1	1	1	2	20	28																	
15-30	2	1	2	3	7	21	50																	
30-45	4	2	2	6	12	23	42																	
45-00	3	1	4	3	13	49																		
TOT	13	4	9	13	34	113	120																	310

AM PEAK HOUR 0645 TO 0745 VOLUME 169 AM TOTAL 310  
 PM PEAK HOUR 0000 TO 0000 VOLUME 0 PM TOTAL 0

08/25/08 THRU 08/29/08 TOTAL HOURS FOR COUNT 91  
 3 DAYS AVG WEEKDAY VOL 3525 X SEASONAL ADJ. FACTOR 0.9000 = 3173 X AXLE CORR FACTOR 0.9445 = ESTIMATED AVG DAILY TRAFFIC 2997  
 PEAK HOUR PERCENTAGES: K = 10.44 D = 56.79  
 PEAK HOUR LOCATION : VOLUME = 368 DATE: 08/27/08 TIME: 05:15 PM