

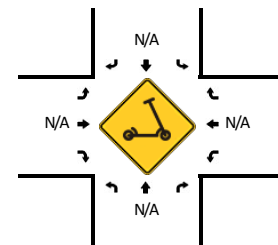
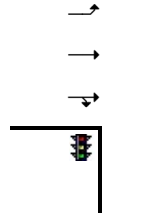
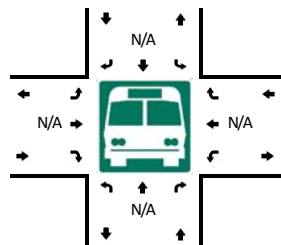
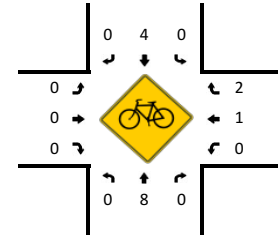
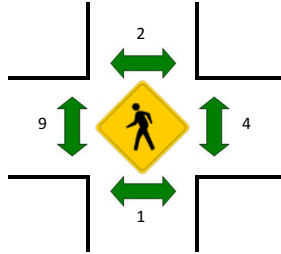
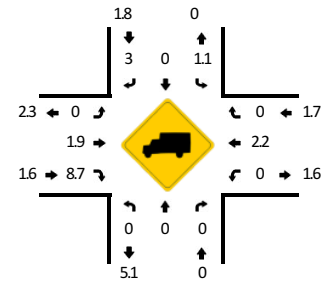
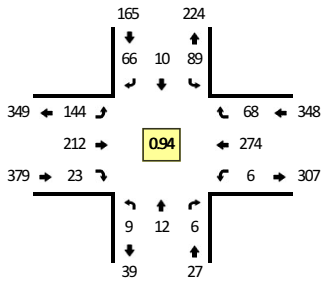
Type of peak hour being reported: Intersection Peak

Method for determining peak hour: Total Entering Volume

LOCATION: SE 176th Ave -- SE 34th St
CITY/STATE: Vancouver, WA

QC JOB #: 15274710
DATE: Thu, Oct 1 2020

Peak-Hour: 4:45 PM -- 5:45 PM
 Peak 15-Min: 5:20 PM -- 5:35 PM



5-Min Count Period Beginning At	SE 176th Ave (Northbound)				SE 176th Ave (Southbound)				SE 34th St (Eastbound)				SE 34th St (Westbound)				Total	Hourly Totals
	Left	Thru	Right	U	Left	Thru	Right	U	Left	Thru	Right	U	Left	Thru	Right	U		
4:00 PM	0	0	0	0	6	1	5	0	8	17	2	0	0	23	3	0	65	
4:05 PM	1	0	0	0	4	1	7	0	9	16	1	0	0	34	5	0	78	
4:10 PM	0	0	0	0	1	1	11	0	15	12	2	0	0	28	6	0	76	
4:15 PM	0	0	2	0	3	1	4	0	14	17	1	0	0	18	6	0	66	
4:20 PM	0	1	0	0	5	1	2	0	12	19	3	0	0	21	4	0	68	
4:25 PM	0	0	0	0	3	0	4	0	10	25	1	0	0	17	4	0	64	
4:30 PM	0	0	1	0	6	0	5	0	4	21	2	0	0	23	6	0	68	
4:35 PM	1	1	0	0	5	0	9	0	5	16	1	0	0	25	5	0	68	
4:40 PM	1	0	0	0	8	0	6	0	10	18	0	0	1	18	2	0	64	
4:45 PM	1	2	0	0	6	0	5	0	11	25	3	0	1	22	5	0	81	
4:50 PM	0	1	0	0	4	1	6	0	17	18	2	0	0	25	8	0	82	
4:55 PM	0	1	0	0	8	2	6	0	9	22	3	0	0	12	6	0	69	849
5:00 PM	0	2	0	0	5	1	5	0	9	18	0	0	1	29	2	0	72	856
5:05 PM	0	1	3	0	5	2	2	0	10	17	3	0	0	28	10	0	81	859
5:10 PM	0	0	1	0	17	0	10	0	11	6	1	0	1	29	6	0	82	865
5:15 PM	3	0	0	0	8	1	5	0	13	15	0	0	1	16	5	0	67	866
5:20 PM	0	1	1	0	7	1	7	0	15	18	4	0	0	29	7	0	90	888
5:25 PM	1	1	0	0	6	0	5	0	16	18	1	0	1	15	3	0	67	891
5:30 PM	2	2	1	0	8	1	3	0	16	26	2	0	0	19	7	0	87	910
5:35 PM	1	1	0	0	7	1	8	0	8	12	4	0	0	24	3	0	69	911
5:40 PM	1	0	0	0	8	0	4	0	9	17	0	0	1	26	6	0	72	919
5:45 PM	0	0	1	0	6	4	6	0	11	19	2	0	2	19	5	0	75	913
5:50 PM	0	2	0	0	4	0	5	0	10	19	1	0	0	23	2	0	66	897
5:55 PM	0	3	0	0	6	1	5	0	9	12	4	1	0	23	1	0	65	893
Peak 15-Min Flowrates	Northbound				Southbound				Eastbound				Westbound				Total	
	Left	Thru	Right	U	Left	Thru	Right	U	Left	Thru	Right	U	Left	Thru	Right	U		
All Vehicles	12	16	8	0	84	8	60	0	188	248	28	0	4	252	68	0	976	
Heavy Trucks	0	0	0	0	0	0	8	0	0	4	4	0	0	4	0	0	20	
Buses																		
Pedestrians		0				4				0				12			16	
Bicycles	0	4	0		0	4	0		0	0	0		0	0	0		8	
Scoters																		

Comments: