



Interval 60 min. 15 min.
 Binned(CL/SP) Count(volume)
Lane No 1 2

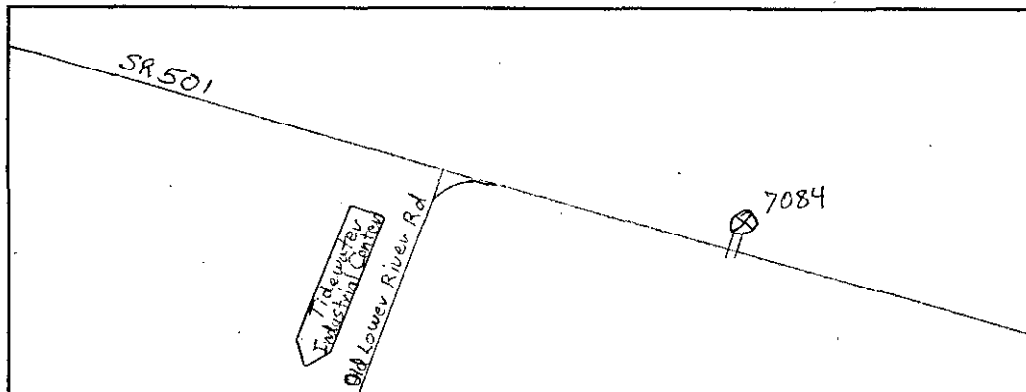
Direction Channel 1 _____
Direction Channel 2 _____
Unique ID# _____

Counter No. 417084 Count ID HPMS
SR 501 RRT/RRQ MP 4.06
Leg 1 Direction WB OSID _____

Station Description ON SR 501 ^{E/O} Old Lower River Rd Wye Conn

Date	Day	Time	Comments
10-8-12	2	11:10	Manual (1) <u>1</u> (2) _____ Counter (1) <u>1</u> (2) _____ Set OK CP/RT 6.3v
10-9-12	3	11:23	Manual (1) <u>4</u> (2) _____ Counter (1) <u>4</u> (2) _____ Check OK CP/RT 7.1v
10-10-12	4	8:07	Manual (1) <u>9</u> (2) _____ Counter (1) <u>9</u> (2) _____ Check OK CP/RT 6.4v
10-11-12	5	10:40	Manual (1) <u>5</u> (2) _____ Counter (1) <u>5</u> (2) _____ Check OK CP/RT 6.6v
10-12-12	6	7:52	Manual (1) <u>1</u> (2) _____ Counter (1) <u>1</u> (2) _____ Pick Up OK CP/RT 6.4v

Sketch



C. Pottorff R. Tronzo
Field Person



Interval 60 min. 15 min.
 Binned(CL/SP) Count(volume)
 Lane No 1 2

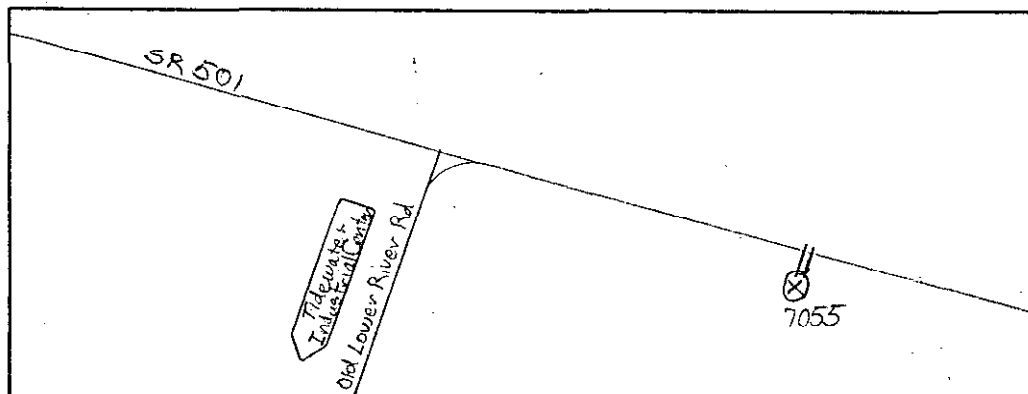
Direction Channel 1 _____
 Direction Channel 2 _____
 Unique ID# _____

Counter No. 417055 Count ID HPMS
 SR 501 RRT/RRQ _____ MP 4.06
 Leg 1 Direction EB
SB OSID _____

Station Description ON SR 501 ^{E/O} ~~S/O~~ Old Lower River Rd Wye Conn

Date	Day	Time	Comments		
10-8-12	2	11:05	Manual (1) <u>1</u> (2) _____ Counter (1) <u>1</u> (2) _____	Set OK	CP/RT 6.4v
10-9-12	3	11:17	Manual (1) <u>5</u> (2) _____ Counter (1) <u>5</u> (2) _____	Check OK	CP/RT 6.7v
10-10-12	4	8:00	Manual (1) <u>3</u> (2) _____ Counter (1) <u>3</u> (2) _____	Check OK	CP/RT 6.4v
10-11-12	5	10:35	Manual (1) <u>5</u> (2) _____ Counter (1) <u>5</u> (2) _____	Check OK	CP/RT 6.5v
10-12-12	6	7:48	Manual (1) <u>1</u> (2) _____ Counter (1) <u>1</u> (2) _____	Pick Up OK	CP/RT 6.4v

Sketch



North

C. Potteroff, R. Troupe
Field Person

SR 501	MP 004.06	OFF SYSTEM ID.	LEG 1	DESCRIPTION: ON SR 501 E/O OLD LOWER RIVER RD WYE CONN	DIRECTION OF TRAFFIC WESTBOUND	LANE ALL OF									
COUNT IDENTIFIER	HPMS	COUNTER NUMBER 417084	DESCRIPTION: ON SR 501 E/O OLD LOWER RIVER RD WYE CONN	DESCRIPTION: ON SR 501 E/O OLD LOWER RIVER RD WYE CONN	DIRECTION OF TRAFFIC WESTBOUND	LANE ALL OF									
10-11-12	CARS PICKUPS	BUS	SINGLE MED	UNITS HVY	4+	SINGLE UNIT %	DOUBLE UNITS 4-5	6+	DOUBLE UNIT %	5-6	7+	TRAIN %	TRUCK %	CLASS UNKNOWN	TOTAL VEHICLES
12 - 1	1														1
11 - 2	1														1
10 - 3	3														3
9 - 4	25														25
8 - 5	5														5
7 - 6	19														19
6 - 7	54														54
5 - 8	51														51
4 - 9	49														49
3 - 10	43														43
2 - 11	57														57
1 - 12	64														64
PM HOURS															
12 - 1	75														75
11 - 2	70														70
10 - 3	77														77
9 - 4	70														70
8 - 5	66														66
7 - 6	63														63
6 - 7	35														35
5 - 8	18														18
4 - 9	6														6
3 - 10	9														9
2 - 11	10														10
1 - 12	5														5
AM TOTAL	372	3	46	45	10	19.3	6	13	39	10.8	2	2	30.8	1	539
PM TOTAL	500		45	45	8	15.0	11	11	29	7.8	1	2	23.0	2	652
DAY TOTAL	872	3	91	90	18	17.0	17	24	68	9.2	3	2	26.5	3	1191
2-AXLE EQUIVALENT															
1454															

SR 501 MP 004.06 OFF SYSTEM ID. LEG 1 DIRECTION OF TRAFFIC WESTBOUND LANE ALL OF
 COUNT IDENTIFIER HPMS COUNTER NUMBER 417084 DESCRIPTION: ON SR 501 E/O OLD LOWER RIVER RD WYE CONN

10-12-12 FRIDAY AM HOURS	CARS PICKUPS	BUS MED	SINGLE UNITS HVV	4+ SINGLE UNIT %	DOUBLE UNITS 4-5	6+ DOUBLE UNIT %	5- TRAINS 7+	TRAIN %	TRUCK %	CLASS UNKNOWN	TOTAL VEHICLES
12 - 1	1										1
1 - 2	4										5
2 - 3	26										27
3 - 4	10										12
4 - 5	21										25
5 - 6	46										64
6 - 7			5								
7 - 8											
8 - 9											
9 - 10											
10 - 11											
11 - 12											
PM HOURS											
12 - 1	1										1
1 - 2	2										2
2 - 3	3										3
3 - 4	4										4
4 - 5	5										5
5 - 6	6										6
6 - 7	7										7
7 - 8	8										8
8 - 9	9										9
9 - 10	10										10
10 - 11	11										11
11 - 12	12										12
AM TOTAL	109		5	9	1	9	9	7.4			135
PM TOTAL											
DAY TOTAL	109		5	9	1	9	9	7.4			135

10-08-12 THRU 10-12-12
 .7 19.3
 2-AXLE EQUIVALENT 162

AVERAGE WEEKDAY CLASSIFICATION VOLUMES *****
 CARS SINGLE UNITS
 PICKUPS BUS MED HVV 4+ SINGLE UNIT % DOUBLE UNITS 4-5 6+ DOUBLE UNIT % 5- TRAINS 7+ TRAIN % TRUCK % CLASS UNKNOWN TOTAL VEHICLES
 889 3 90 87 14 16.2 14 15 74 8.6 3 4 .6 25.4
 TOTAL HOURS FOR COUNT 91
 3 DAYS FACTOR GROUP CB-02
 AVG WEEKDAY VOL 1196 X SEASONAL ADJ. FACTOR 0.9800 = ESTIMATED AVG DAILY TRAFFIC 1172
 AND 2-AXLE EQUIVALENT

SR 501 MP 004.06 OFF SYSTEM ID. LEG 1 DIRECTION OF TRAFFIC EASTBOUND LANE ALL OF

COUNT IDENTIFIER HPMS COUNTER NUMBER 417055 DESCRIPTION: ON SR 501 E/O OLD LOWER RIVER RD WYE CONN

10-08-12	CARS PICKUPS	BUS	SINGLE MED	UNITS HVY	4+	SINGLE UNIT %	DOUBLE 4-	UNITS 5	6+	DOUBLE UNIT %	5-	TRAINS 6	7+	TRAIN %	TRUCK %	CLASS UNKNOWN	TOTAL VEHICLES
MONDAY	90	1	8	12	1	17.9	2	3	3	7.3			2	1.6	26.8		123
AM HOURS	89		6	5		10.9	3	1	4	7.3			1	.9	19.1		110
12 - 1	80		15	11		21.8	3	1	6	8.4	1		2	2.5	32.8		119
1 - 2	127		9	13	1	16.9	2	1	3	5.2					20.6		160
2 - 3	80		5	2		11.5	1	1	4	3.8			1	1.1	16.7		96
3 - 4	80		2	1		6.6			1	3.3					11.0	1	91
4 - 5	99		2			2.0			1	6.3					2.0		101
5 - 6	29		1			3.1	1		1	4.0					9.4		32
6 - 7	15		2			11.8									11.8		17
7 - 8	7		1						1								7
8 - 9	10																25
9 - 10	11																4
10 - 11	24																
11 - 12	4																
AM TOTAL	724	2	61	44	2	12.3	13	7	24	5.0	1		6	.8	18.1	1	885
PM TOTAL	724	2	61	44	2	12.3	13	7	24	5.0	1		6	.8	18.1	1	885
DAY TOTAL	724	2	61	44	2	12.3	13	7	24	5.0	1		6	.8	18.1	1	885
																2-AXLE EQUIVALENT	997

SR 501 MP 004.06 OFF SYSTEM ID. LEG 1 DIRECTION OF TRAFFIC EASTBOUND LANE ALL OF
 COUNT IDENTIFIER HPMS COUNTER NUMBER 417055 DESCRIPTION: ON SR 501 E/O OLD LOWER RIVER RD WYE CONN

10-09-12 TUESDAY AM HOURS	CARS PICKUPS	BUS	SINGLE MED	UNITS HVV	4+	SINGLE UNIT %	DOUBLE 4-	UNITS 5	6+	DOUBLE UNIT %	5-	TRAINS 6	7+	TRAIN %	TRUCK %	CLASS UNKNOWN	TOTAL VEHICLES
12 - 1	7									100.0					100.0		7
1 - 2	4									40.0					40.0		4
2 - 3	3									18.2					18.2		5
3 - 4	3									10.0				10.0			4
4 - 5	5									10.0					10.0		5
5 - 6	6									8.3					8.3		11
6 - 7	16									17.9					17.9		10
7 - 8	8									21.7					21.7		24
8 - 9	24									27.7					27.7		28
9 - 10	24									14.9					14.9		46
10 - 11	55									26.6					26.6		47
11 - 12	84									15.0					15.0		79
PM HOURS																	120
12 - 1	74		2	16	6	23.4	1	3	4	7.5					30.8		107
1 - 2	63			8	9	18.5	3	2	6	12.0				1.1	31.5		92
2 - 3	66			11	12	24.7	2	3	3	5.2				1.0	30.9	1	97
3 - 4	111			12	13	18.0	1	1	3	2.2					20.1		139
4 - 5	81			6	6	12.1	1	1	3	5.1					17.2	1	99
5 - 6	95			8	8	7.5	1	1	1	1.9					9.4	1	106
6 - 7	87			4		5.3	1	1	1	2.1					7.4		94
7 - 8	27									3.6					3.6		28
8 - 9	8									10.0					10.0	1	9
9 - 10	9																10
10 - 11	26																26
11 - 12	3																3
AM TOTAL	236	6	32	48	2	23.0	5	5	39	12.8			7	1.8	37.7	2	382
PM TOTAL	650	2	65	46	3	14.3	10	7	21	4.7			2	.2	19.3	4	810
DAY TOTAL	886	8	97	94	5	17.1	15	12	60	7.3			9	.8	25.2	6	1192
2-AXLE EQUIVALENT																	
1420																	

DOT-RNB505A-B

STATE OF WASHINGTON - DEPARTMENT OF TRANSPORTATION
TRIP SUMMARY
HOURLY TRAFFIC CLASSIFICATION SUMMARY

DATE 11/06/12
TIME 07:49:02
PAGE 169

SR 501 MP 004.06 OFF SYSTEM ID. LEG 1 DIRECTION OF TRAFFIC EASTBOUND LANE ALL OF

COUNT IDENTIFIER HPMS COUNTER NUMBER 417055 DESCRIPTION: ON SR 501 E/O OLD LOWER RIVER RD WYE CONN

10-11-12 THURSDAY AM HOURS	CARS PICKUPS	BUS	SINGLE MED	HVY	4+	SINGLE UNIT %	DOUBLE UNITS 4-5	6+	DOUBLE UNIT %	5-	TRAINS 6	7+	TRAIN %	TRUCK %	CLASS UNKNOWN	TOTAL VEHICLES
12 - 1	7															7
11 - 1	1															1
10 - 1	2															2
9 - 1	3															3
8 - 1	4															4
7 - 1	5															5
6 - 1	6															6
5 - 1	7															7
4 - 1	8															8
3 - 1	9															9
2 - 1	10															10
1 - 1	11															11
12 - 1	12															12
11 - 1	73		8	14	1	22.4	1	2	3.1			1	25.5		98	
10 - 1	72		10	8	1	18.4	2	5	10.7			1	30.1		103	
9 - 1	68		8	7	1	17.2	3	3	7.5				25.8		93	
8 - 1	108		17	19	1	23.2	4	4	6.5	1			29.7		155	
7 - 1	83		5	4		9.2	2	2	6.1				15.3		98	
6 - 1	74		6	1		8.2	1	1	3.5				11.8		85	
5 - 1	71		4			5.1	2	1	2.6				7.7		78	
4 - 1	35		4				1	1	2.8				2.8		36	
3 - 1	13								7.1				7.1		14	
2 - 1	3														3	
1 - 1	29								6.5				6.5		31	
10 - 1	5														5	
9 - 1	221	4	40	45	2	24.5	3	12	12.9			4	1.1		371	
8 - 1	634	4	58	53	2	14.1	13	14	5.8	1		1	.3		799	
7 - 1	855	4	98	98	4	17.4	16	26	8.0	1		5	.5	26.0	1170	
6 - 1																1396
5 - 1																
4 - 1																
3 - 1																
2 - 1																
1 - 1																
12 - 1																
AM TOTAL	221	4	40	45	2	24.5	3	12	12.9			4	1.1		371	
PM TOTAL	634	4	58	53	2	14.1	13	14	5.8	1		1	.3		799	
DAY TOTAL	855	4	98	98	4	17.4	16	26	8.0	1		5	.5	26.0	1170	
																1396

2-AXLE EQUIVALENT

SR 501 MP 004.06 OFF SYSTEM ID. LEG 1 DIRECTION OF TRAFFIC EASTBOUND LANE ALL OF
 COUNT IDENTIFIER HPMS COUNTER NUMBER 417055 DESCRIPTION: ON SR 501 E/O OLD LOWER RIVER RD WYE CONN

10-12-12	CARS PICKUPS	BUS MED	SINGLE UNITS 4+	SINGLE UNIT %	DOUBLE UNITS 4-5	DOUBLE UNITS 5-6	TRAINS 6-7+	TRAIN %	TRUCK %	CLASS UNKNOWN	TOTAL VEHICLES
FRIDAY	8										8
AM HOURS	1										1
12 - 1	1										1
1 - 2	1										1
2 - 3	1										1
3 - 4	6		1	12.5							8
4 - 5	2		2	22.2							9
5 - 6	7		1	22.2							9
6 - 7	17		1	21.4		1		14.3			28
7 - 8	12		1	26.3		2		10.5			19
8 - 9											
9 - 10											
10 - 11											
11 - 12											
PM HOURS											
12 - 1	1										1
1 - 2	2										2
2 - 3	3										3
3 - 4	4										4
4 - 5	5										5
5 - 6	6										6
6 - 7	7										7
7 - 8	8										8
8 - 9	9										9
9 - 10	10										10
10 - 11	11										11
11 - 12	12										12
AM TOTAL	54		3	19.3		1		13.3			83
PM TOTAL	54		3	19.3		1		13.3			83
DAY TOTAL	54		3	19.3		1		13.3			83

10-08-12 THRU 10-12-12
 AVERAGE WEEKDAY CLASSIFICATION VOLUMES *****
 CARS PICKUPS | BUS MED | SINGLE UNITS 4+ | SINGLE UNIT % | DOUBLE UNITS 4-5 | DOUBLE UNITS 5-6 | TRAINS 6-7+ | TRAIN % | TRUCK % | CLASS UNKNOWN | TOTAL VEHICLES
 890 | 7 | 92 | 92 | 4 | 16.5 | 15 | 16 | 56 | 7.3 | 1 | 6 | .6 | 24.4 | 1184
 TOTAL HOURS FOR COUNT 92
 3 DAYS
 AVG WEEKDAY VOL 1184 X SEASONAL ADJ. FACTOR 0.9800 = ESTIMATED AVG DAILY TRAFFIC 1160
 AWD 2-AXLE EQUIVALENT

SR 501	MP 004.06	OFF SYSTEM ID.	COUNTER NUMBER 417055	DESCRIPTION: ON SR 501 E/O OLD LOWER RIVER RD WYE CONN	LEG 1	DIRECTION OF TRAFFIC BOTH WAYS	LANE ALL OF					
10-08-12												
MONDAY												
AM HOURS	CARS PICKUPS	BUS MED	SINGLE UNITS HYV	4+	SINGLE UNIT %	DOUBLE UNITS 4- 5 6+	DOUBLE UNIT %	5- TRAINS 6 7+	TRAIN %	TRUCK %	CLASS UNKNOWN	TOTAL VEHICLES
12 - 1	175											238
1 - 2	174	1	13	27	18.5	4	6.3					224
2 - 3	155	2	17	12	14.3	6	7.1					224
3 - 4	216		26	21	20.7	5	10.3	1				232
4 - 5	142		18	21	14.7	4	5.9					273
5 - 6	147		15	3	10.6	2	5.3					170
6 - 7	137		7	2	5.6	1	1.9					162
7 - 8	39		4		2.8	1	7.0					141
8 - 9	22		1		2.3	2	3.0					43
9 - 10	19		3		12.0	1	5.0					25
10 - 11	32					1	3.0					20
11 - 12	7											33
AM TOTAL	1265	3	104	86	12.7	23	5.6	1	14	1.0	19.3	1568
PM TOTAL	1265	3	104	86	12.7	23	5.6	1	14	1.0	19.3	1568
DAY TOTAL	1265	3	104	86	12.7	23	5.6	1	14	1.0	19.3	1568
											2-AXLE EQUIVALENT	1801

DOT-RNBS05A-B

STATE OF WASHINGTON - DEPARTMENT OF TRANSPORTATION
TRIP SYSTEM SUMMARY
HOURLY TRAFFIC CLASSIFICATION SUMMARY

DATE 11/06/12
TIME 07:49:02
PAGE 173

SR 501 MP 004.06 OFF SYSTEM ID. LEG 1 DIRECTION OF TRAFFIC BOTH WAYS LANE ALL OF
COUNT IDENTIFIER HPMS COUNTER NUMBER 417055 DESCRIPTION: ON SR 501 E/O OLD LOWER RIVER RD WYE CONN

10-10-12 WEDNESDAY AM HOURS	CARS PICKUPS	BUS	SINGLE MED	HVY	4+	SINGLE UNIT %	DOUBLE 4-	DOUBLE 5	DOUBLE 6+	DOUBLE UNIT %	5-	TRAINS 6	TRAINS 7+	TRAIN %	TRUCK %	CLASS UNKNOWN	TOTAL VEHICLES
1	13		1			7.1				30.0				7.1	100.0		14
2	7							1	2	66.7					30.0		10
3	30					6.3				9.1				33.3	6.3		3
4	4					40.9			2	6.7					50.0		32
5	11					10.0		1	1	16.7					16.7		22
6	25					14.9			2	8.5					23.4		30
7	72					17.6		1	7	7.6					25.3		94
8	127					18.9		1	12	9.0			1	.8	28.7		170
9	87					20.9		1	10	11.3			1		32.2		122
10	120					21.3		2	15	13.8			1		36.2		177
11	111					19.8		1	8	5.5			1	1.1	26.4		174
12	134							4	17				1				182
1	133					11.7		1	12	8.8			1	1.8	22.2		171
2	148					22.0		3	9	6.7			2	.5	29.2		209
3	166					17.8		4	6	5.5			1	.5	23.7		219
4	158					7.8		3	3	7.0			1	.5	25.2		214
5	162					7.6		2	4	4.9			1		12.4		185
6	129					4.3		5	3	3.6			1		7.9		140
7	97							4	1	2.0			1		3.6		99
8	27							1	1	3.6					2.0		28
9	23							1	1	2.0					3.6		23
10	19									5.0					5.0		19
11	38								2	18.2					18.2		40
12	9																11
AM TOTAL	737					18.6		7	76	9.2			2	.6	28.4		1030
PM TOTAL	1109					12.0		21	45	5.7			1	.4	18.1		1358
DAY TOTAL	1846					14.9		28	121	7.2			3	.5	22.6		2388
								28	23				8		2-AXLE EQUIVALENT		2817

SR 501 MP 004.06 OFF SYSTEM ID. LEG 1 DIRECTION OF TRAFFIC BOTH WAYS LANE ALL OF
COUNT IDENTIFIER HPMS COUNTER NUMBER 417055 DESCRIPTION: ON SR 501 E/O OLD LOWER RIVER RD WYE CONN

10-11-12 THURSDAY AM HOURS	CARS PICKUPS	BUS	SINGLE MED	UNITS HVV	4+	SINGLE UNIT %	DOUBLE UNITS 4-5	6+	DOUBLE UNIT %	5-	TRAINS 6	7+	TRAIN %	TRUCK %	CLASS UNKNOWN	TOTAL VEHICLES
1	8															8
2	2															2
3	4															4
4	31															31
5	7															7
6	22															22
7	63															63
8	70															70
9	77															77
10	108															108
11	11															11
12	128															128
1	148															148
2	142															142
3	145															145
4	178															178
5	149															149
6	137															137
7	106															106
8	53															53
9	19															19
10	9															9
11	34															34
12	10															10
AM TOTAL	593	7	86	90	12	21.4	9	25	72	11.6	2	6	.9	34.0	8	910
PM TOTAL	1134		103	98	10	14.5	24	25	48	6.7	1	1	.2	21.4	6	1451
DAY TOTAL	1727	7	189	188	22	17.2	33	50	120	8.6	3	7	.5	26.3	14	2361
																2850

2-AXLE EQUIVALENT

STATE OF WASHINGTON - DEPARTMENT OF TRANSPORTATION
TRIP SYSTEM
HOURLY TRAFFIC CLASSIFICATION SUMMARY

SR 501 MP 004.06 OFF SYSTEM ID. LEG 1 DIRECTION OF TRAFFIC BOTH WAYS LANE ALL OF
COUNT IDENTIFIER HPMS COUNTER NUMBER 417055 DESCRIPTION: ON SR 501 E/O OLD LOWER RIVER RD WYE CONN

10-12-12	CARS PICKUPS	SINGLE UNITS	DOUBLE UNITS	TRAINS	TRUCK	CLASS UNKNOWN	TOTAL VEHICLES
FRIDAY		4+	5	6	7+		
AM HOURS		UNIT %	UNIT %	UNIT %	UNIT %		
12 - 1	2						2
1 - 2	5						6
2 - 3	32						35
3 - 4	12						21
4 - 5	28						34
5 - 6	63						92
6 - 7							
7 - 8							
8 - 9							
9 - 10							
10 - 11							
11 - 12							
PM HOURS							
12 - 1							
1 - 2							
2 - 3							
3 - 4							
4 - 5							
5 - 6							
6 - 7							
7 - 8							
8 - 9							
9 - 10							
10 - 11							
11 - 12							

AM TOTAL	151	7	18	1	13.1	2	17	2	17	9.5	1	2	1.5	24.1	199
PM TOTAL	151	7	18	1	13.1	2	17	2	17	9.5	1	2	1.5	24.1	199
DAY TOTAL	151	7	18	1	13.1	2	17	2	17	9.5	1	2	1.5	24.1	199

10-08-12 THRU 10-12-12

AVERAGE WEEKDAY CLASSIFICATION VOLUMES *****

CARS PICKUPS	BUS MED	HVY	4+	SINGLE UNIT %	DOUBLE UNITS	5-	6	7+	TRAIN %	TRUCK %	CLASS UNKNOWN	TOTAL VEHICLES
1778	10	183	179	18	16.4	29	31	130	8.0	1	3	10
TOTAL HOURS FOR COUNT 91												
3 DAYS												
AVG WEEKDAY VOL 2381 X SEASONAL ADJ. FACTOR 0.9800 = ESTIMATED AVG DAILY TRAFFIC 2333												

PEAK HOUR PERCENTAGES: K = 11.47 D = 58.61 T = 20.88

PEAK HOUR LOCATION : VOLUME = 273 DATE: 10/08/12 TIME: 03:00 PM

0.8357



Interval 60 min. 15 min.
 Binned(CL/SP) Count(volume)
Lane No 1 2

Direction Channel 1 _____
Direction Channel 2 _____
Unique ID# _____

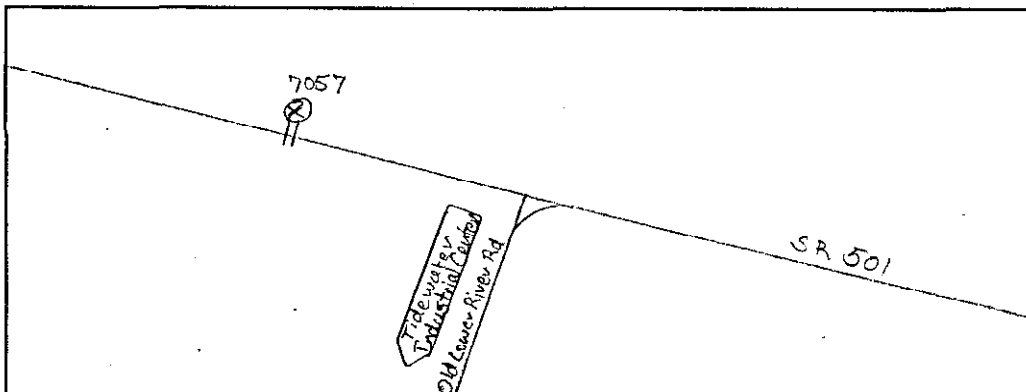
Counter No. 417057 Count ID HPMS
SR 501 RRT/RRQ MP 4.10
Leg 2 Direction WB
NB OSID _____

Station Description ON SR 501 ^{W/O} ~~WB~~ Old Lower River Rd

Delate 2B from Classnt. 12/3/12

Date	Day	Time	Comments		
10-8-12	2	11:18	Manual (1) <u>2</u> (2) _____ Counter (1) <u>2</u> (2)	Set OK	CP/RT 6.4v
10-9-12	3	11:29	Manual (1) <u>3</u> (2) _____ Counter (1) <u>3</u> (2)	Check OK	CP/RT 7.1v
10-10-12	4	8:13	Manual (1) <u>2</u> (2) _____ Counter (1) <u>2</u> (2)	Check OK	CP/RT 6.4v
10-11-12	5	10:46	Manual (1) <u>3</u> (2) _____ Counter (1) <u>3</u> (2)	Check OK	CP/RT 6.7v
10-12-12	6	7:55	Manual (1) <u>1</u> (2) _____ Counter (1) <u>1</u> (2)	Pick Up OK	CP/RT 6.4v

Sketch



C. Potteroff, R. Troupe
Field Person



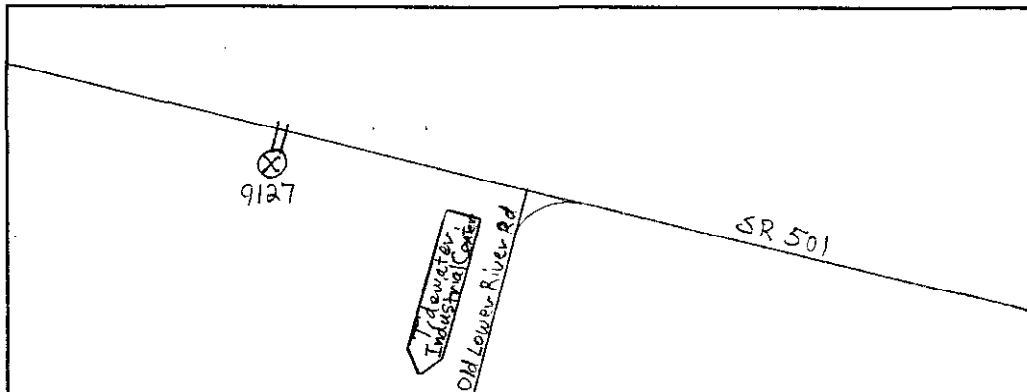
Interval 60 min. 15 min.
 Binned(CL/SP) Count(volume)
 Lane No 1 2
 Direction Channel 1 _____
 Direction Channel 2 _____
 Unique ID# _____

Counter No. 419127 Count ID HPMS
 SR 501 RRT/RRQ MP 4.10
 Leg 2 Direction EB SB OSID _____

Station Description ON SR 501 ^{W/O} Old Lower River Rd

Date	Day	Time	Comments
10-8-12	2	11:21	Manual (1) <u>3</u> (2) _____ Set OK CP/RT 6.4v Counter (1) <u>3</u> (2)
10-9-12	3	11:30	Manual (1) <u>1</u> (2) _____ Check OK CP/RT 7.0v Counter (1) <u>1</u> (2)
10-10-12	4	8:14	Manual (1) <u>3</u> (2) _____ Check OK CP/RT 6.4v Counter (1) <u>3</u> (2)
10-11-12	5	10:47	Manual (1) <u>2</u> (2) _____ Check OK CP/RT 6.6v Counter (1) <u>2</u> (2)
10-12-12	6	7:56	Manual (1) <u>1</u> (2) _____ Pick Up OK CP/RT 6.4v Counter (1) <u>1</u> (2)

Sketch



C. Potteroff, R. Traupe
Field Person

SR	COUNT	IDENTIFIER	HPMS	MP	OFF SYSTEM ID.	COUNTER NUMBER	DESCRIPTION	LEG	DIRECTION OF TRAFFIC	LANE ALL OF						
10-09-12	TUESDAY															
AM HOURS	CARS PICKUPS	BUS	SINGLE MED	HVY	4+	SINGLE UNIT %	DOUBLE 4-	DOUBLE 5	DOUBLE 6+	DOUBLE UNIT %	5- TRAINS 6	7+	TRAIN %	TRUCK %	CLASS UNKNOWN	TOTAL VEHICLES
12 - 1	1									50.0						2
1 - 2	3															3
2 - 3	3															3
3 - 4	3															3
4 - 5	4															4
5 - 6	4															4
6 - 7	6															6
7 - 8	7		1			11.1										7
8 - 9	8		5			25.0										8
9 - 10	9		4			18.8										9
10 - 11	10		4			10.7										10
11 - 12	11		3			11.5										11
PM HOURS																
12 - 1	28		1			6.1										28
1 - 2	36		2			4.8										36
2 - 3	33			1		2.6										33
3 - 4	37		2			4.7										37
4 - 5	62		4			6.0										62
5 - 6	50		4			7.3										50
6 - 7	49				1	2.0										49
7 - 8	31															31
8 - 9	8															8
9 - 10	7															7
10 - 11	4															4
11 - 12	4															4
AM TOTAL	139		1	15	5	12.2	1									180
PM TOTAL	319		12	1	1	4.0	3	2	8	3.7	3	1	.6	22.2	1	351
DAY TOTAL	458		1	27	6	6.8	4	2	16	5.6	3	1	.8	13.2	3	531
														2-AXLE EQUIVALENT		600

SR 501 MP 004.10 OFF SYSTEM ID. LEG 2 DIRECTION OF TRAFFIC WESTBOUND LANE ALL OF
 COUNT IDENTIFIER HPMS COUNTER NUMBER 417057 DESCRIPTION: ON SR 501 W/O OLD LOWER RIVER RD

10-10-12 WEDNESDAY AM HOURS	CARS PICKUPS	BUS MED	SINGLE UNITS 4+	DOUBLE UNITS 4-	DOUBLE UNITS 5	DOUBLE UNITS 6+	DOUBLE UNITS %	5-	TRAINS 6	TRAINS 7+	TRAIN %	TRUCK %	CLASS UNKNOWN	TOTAL VEHICLES
12 - 1	4	1					25.0					25.0		4
1 - 2	3													3
2 - 3	4													4
3 - 4	3													3
4 - 5	3													3
5 - 6	3													3
6 - 7	18		1			3	4.3					17.4	1	23
7 - 8	53		3		1	3	14.3				1.6	15.9		63
8 - 9	27		3		1	3	12.5				3.1	15.6		32
9 - 10	34		2		1	3	5.0				10.0	15.0		40
10 - 11	26		4			1	12.5				3.1	18.8		32
11 - 12	31					1					3.0	6.1		33
PM HOURS														
12 - 1	38		8			3	16.4				7.3	7.3	1	41
1 - 2	41		3		1	2	4.1				5.5	23.6	1	55
2 - 3	47		2		1	3	5.8				1.8	7.7	1	52
3 - 4	31				1	1	5.4				1.9	13.5	1	37
4 - 5	41					1							1	42
5 - 6	50												1	50
6 - 7	16												1	17
7 - 8	8													8
8 - 9	8													8
9 - 10	7													7
10 - 11	8													8
11 - 12	7													7
AM TOTAL	205		19		2	8	8.7				.8	14.1	2	241
PM TOTAL	296		13		1	6	4.3				.6	7.6	6	327
DAY TOTAL	501		32		3	14	6.2				.7	10.4	8	568
												2-AXLE EQUIVALENT		614

STATE OF WASHINGTON - DEPARTMENT OF TRANSPORTATION
TRIP SYSTEM SUMMARY
HOURLY TRAFFIC CLASSIFICATION SUMMARY

DATE 11/06/12
TIME 07:49:02
PAGE 179

SR 501 MP 004.10 OFF SYSTEM ID. LEG 2 DIRECTION OF TRAFFIC WESTBOUND LANE ALL OF

COUNT IDENTIFIER HPMS COUNTER NUMBER 417057 DESCRIPTION: ON SR 501 W/O OLD LOWER RIVER RD

10-11-12 THURSDAY AM HOURS	CARS PICKUPS	BUS MED	SINGLE UNITS HVV	4+ UNIT %	DOUBLE UNITS 4-5	6+ UNIT %	DOUBLE UNITS 6-7	8+ UNIT %	TRAINS 5-6	7+ UNIT %	TRAIN %	TRUCK %	CLASS UNKNOWN	TOTAL VEHICLES
12 - 1	1													1
1 - 2														1
2 - 3	4													4
3 - 4	3													3
4 - 5	5													5
5 - 6	5													5
6 - 7	17													17
7 - 8	26		2											28
8 - 9	17													17
9 - 10	6													6
10 - 11	5													5
11 - 12	2													2
12 - 1	4													4
1 - 2	37		3											40
2 - 3	31		2											33
3 - 4	43		3											46
4 - 5	53		2											55
5 - 6	46		5											51
6 - 7	48		2											50
7 - 8	26													26
8 - 9	17													17
9 - 10	6													6
10 - 11	5													5
11 - 12	2													2
AM TOTAL	167		11											178
PM TOTAL	318		17											335
DAY TOTAL	485		28											613

2-AXLE EQUIVALENT

STATE OF WASHINGTON - DEPARTMENT OF TRANSPORTATION
 TRIP SURVEY STATEMENT
 HOURLY TRAFFIC CLASSIFICATION SUMMARY

SR 501 MP 004.10 OFF SYSTEM ID. LEG 2 DIRECTION OF TRAFFIC WESTBOUND LANE ALL OF
 COUNT IDENTIFIER HPMS COUNTER NUMBER 417057 DESCRIPTION: ON SR 501 W/O OLD LOWER RIVER RD

10-12-12	CARS PICKUPS	SINGLE MED HVY	4+ UNIT %	DOUBLE UNITS	5-6+ UNIT %	TRAINS	TRAIN %	TRUCK %	CLASS UNKNOWN	TOTAL VEHICLES
FRIDAY	1									1
AM HOURS	1									1
12 - 1	1									1
1 - 2	1									1
2 - 3	4									4
3 - 4	4									4
4 - 5	7									7
5 - 6	4									4
6 - 7	3									3
7 - 8	13	1	5.6	1	25.0	1	5.6	25.0		18
8 - 9										
9 - 10										
10 - 11										
11 - 12										
PM HOURS										
12 - 1	1									1
1 - 2	2									2
2 - 3	3									3
3 - 4	4									4
4 - 5	5									5
5 - 6	6									6
6 - 7	7									7
7 - 8	8									8
8 - 9	9									9
9 - 10	10									10
10 - 11	11									11
11 - 12	12									12
AM TOTAL	33	1	2.5	5	12.5	1	2.5	17.5		40
PM TOTAL	33	1	2.5	5	12.5	1	2.5	17.5		40
DAY TOTAL	33	1	2.5	5	12.5	1	2.5	17.5		40

10-08-12 THRU 10-12-12

AVERAGE WEEKDAY CLASSIFICATION VOLUMES *****

CARS PICKUPS	BUS MED HVY	4+ UNIT %	DOUBLE UNITS	5-6+ UNIT %	TRAINS	TRAIN %	TRUCK %	CLASS UNKNOWN	TOTAL VEHICLES
481	29	4	2	6.3	4	4	19	4.9	3

TOTAL HOURS FOR COUNT 91									
3-DAYS FACTOR GROUP CB-02									
AVG WEEKDAY VOL 554 X SEASONAL ADJ. FACTOR 0.9800 = ESTIMATED AVG DAILY TRAFFIC 543									
AMD 2-AXLE EQUIVALENT 6									
TOTAL 554									
VEHICLES 610									

DOT-RN505A-B

STATE OF WASHINGTON - DEPARTMENT OF TRANSPORTATION
HOURLY TRAFFIC CLASSIFICATION SUMMARY

DATE 11/06/12
TIME 07:49:02
PAGE 181

SR 501 MP 004.10 OFF SYSTEM ID. LEG 2 DIRECTION OF TRAFFIC EASTBOUND LANE ALL OF
COUNT IDENTIFIER HPMS COUNTER NUMBER 419127 DESCRIPTION: ON SR 501 W/O OLD LOWER RIVER RD

10-08-12	CARS	BUS	SINGLE UNITS	DOUBLE UNITS	TRAINS	TRUCK	TOTAL	
MONDAY	PICKUPS	MED	4+	5	6	7+	VEHICLES	
AM HOURS			SINGLE UNIT %	DOUBLE UNIT %	5-6	TRAIN %	TRUCK %	
12 - 1	51		1.9	1		1.9	5.6	54
1 - 2	62					3.1	3.1	64
2 - 3	51	2	3.5	1		5.3	10.5	57
3 - 4	70		1.4	1			4.1	73
4 - 5	45			1		2.2	2.2	46
5 - 6	45							46
6 - 7	78			1		3.7	3.7	78
7 - 8	26							27
8 - 9	12				1	11.1	11.1	13
9 - 10	7							9
10 - 11	2							2
11 - 12	2							2
AM TOTAL	451	2	.8	4	1	1.5	3.6	471
PM TOTAL	451	2	.8	4	1	1.5	3.6	471
DAY TOTAL	451	2	.8	4	1	1.5	3.6	496

2-AXLE EQUIVALENT

STATE OF WASHINGTON - DEPARTMENT OF TRANSPORTATION
 TRIP SCHEDULE
 HOURLY TRAFFIC CLASSIFICATION SUMMARY

SR 501	MP 004.10	OFF SYSTEM ID.	LEG 2	DIRECTION OF TRAFFIC	EASTBOUND	LANE ALL OF									
COUNT IDENTIFIER	HPMS	COUNTER NUMBER	419127	DESCRIPTION:	ON SR 501 W/O OLD LOWER RIVER RD										
10-09-12															
TUESDAY															
AM HOURS	CARS PICKUPS	BUS	SINGLE MED	UNITS HVY	4+	SINGLE UNIT %	DOUBLE UNITS 4-5	6+	DOUBLE UNIT %	5-6	TRAINS 7+	TRAIN %	TRUCK %	CLASS UNKNOWN	TOTAL VEHICLES
12 - 1	2														2
1 - 2	4														4
2 - 3	1														3
3 - 4	3														5
4 - 5	2		1			14.3			14.3						7
5 - 6	4														9
6 - 7	10														11
7 - 8	5					11.1			18.2						9
8 - 9	15		1			9.1									22
9 - 10	12		2			12.5									16
10 - 11	29														31
11 - 12	35		1			2.5			2.5						40
PM HOURS															
12 - 1	31			1		2.9		1	2.9						35
1 - 2	38								2.4						42
2 - 3	41					2.3									44
3 - 4	53														44
4 - 5	43														53
5 - 6	48				1	2.0							2.0		44
6 - 7	72														49
7 - 8	25														72
8 - 9	7														25
9 - 10	7														7
10 - 11	3				1	12.5									7
11 - 12	3														8
AM TOTAL	119		1	4	2	4.7		2	4.0		1	14	10.0	18.7	150
PM TOTAL	368		1	1	3	1.0		2	.5		1	6	1.6	3.1	383
DAY TOTAL	487		1	5	5	2.1		2	1.5		1	20	3.9	7.5	533
														2-AXLE EQUIVALENT	605

SR 501 MP 004.10 OFF SYSTEM ID. LEG 2 DIRECTION OF TRAFFIC EASTBOUND LANE ALL OF
 COUNT IDENTIFIER HPMS COUNTER NUMBER 419127 DESCRIPTION: ON SR 501 W/O OLD LOWER RIVER RD

10-10-12 WEDNESDAY AM HOURS	CARS PICKUPS	BUS MED	SINGLE UNITS HVV	4+	SINGLE UNIT %	DOUBLE UNITS 4-	5	6+	DOUBLE UNIT %	5-	TRAINS 6	7+	TRAIN %	TRUCK %	CLASS UNKNOWN	TOTAL VEHICLES
12 - 1	5															5
11 - 2	1															1
10 - 3	2															2
9 - 4	2															2
8 - 5	2															2
7 - 6	9															9
6 - 7	15															15
5 - 8	15															15
4 - 9	15															15
3 - 10	40															40
2 - 11	38															38
1 - 12	51															51
PM HOURS																
12 - 1	22															22
11 - 2	33															33
10 - 3	47															47
9 - 4	46															46
8 - 5	56															56
7 - 6	40															40
6 - 7	52															52
5 - 8	16															16
4 - 9	13															13
3 - 10	9															9
2 - 11	6															6
1 - 12	4															4
AM TOTAL	179															179
PM TOTAL	338															338
DAY TOTAL	517															517

2-AXLE EQUIVALENT

SR 501 MP 004.10 OFF SYSTEM ID. LEG 2 DIRECTION OF TRAFFIC EASTBOUND LANE ALL OF

COUNT IDENTIFIER HPMS COUNTER NUMBER 419127 DESCRIPTION: ON SR 501 W/O OLD LOWER RIVER RD

10-12-12 FRIDAY AM HOURS	CARS PICKUPS	BUS MED	HVY	4+	SINGLE UNIT %	DOUBLE UNITS	4-	5	6+	DOUBLE UNIT %	5-	TRAINS 6	7+	TRAIN %	TRUCK %	CLASS UNKNOWN	TOTAL VEHICLES	
12 - 1	1																	3
11 - 2	2																	7
10 - 3	3																	5
9 - 4	4																	2
8 - 5	5																	13
7 - 6	6																	3
6 - 7	7																	1
5 - 8	8																	1
4 - 9	9																	1
3 - 10	10																	1
2 - 11	11																	1
1 - 12	12																	1
PM HOURS																		
12 - 1	1																	1
11 - 2	2																	1
10 - 3	3																	1
9 - 4	4																	1
8 - 5	5																	1
7 - 6	6																	1
6 - 7	7																	1
5 - 8	8																	1
4 - 9	9																	1
3 - 10	10																	1
2 - 11	11																	1
1 - 12	12																	1
AM TOTAL	19												9	30.0	30.0		2	30
PM TOTAL	19											9	30.0	30.0		2	30	
DAY TOTAL	19											9	30.0	30.0		2	53	

10-08-12 THRU 10-12-12

AVERAGE WEEKDAY CLASSIFICATION VOLUMES	CARS PICKUPS	BUS MED	SINGLE UNITS 4+	DOUBLE UNITS 4-	5	6+	DOUBLE UNIT %	5-	TRAINS 6	7+	TRAIN %	TRUCK %	CLASS UNKNOWN	TOTAL VEHICLES	
AVG WEEKDAY VOLUME	501	3	4	3	1.8	4	3	3	1.8	1	19	3.6	7.3	8	551
TOTAL HOURS FOR COUNT	91														618
3 DAYS															
AVG WEEKDAY VOL	551														540

FACTOR GROUP CB-02
 SEASONAL ADJ. FACTOR 0.9800 = ESTIMATED AVG DAILY TRAFFIC

STATE OF WASHINGTON - DEPARTMENT OF TRANSPORTATION
TRIP SUMMARY
HOURLY TRAFFIC CLASSIFICATION SUMMARY

SR 501 MP 004.10 OFF SYSTEM ID. LEG 2 DIRECTION OF TRAFFIC BOTH WAYS LANE ALL OF
COUNT IDENTIFIER HPMS COUNTER NUMBER 419127 DESCRIPTION: ON SR 501 W/O OLD LOWER RIVER RD

10-09-12 TUESDAY AM HOURS	CARS PICKUPS	BUS	SINGLE MED	UNITS Hvy	4+	SINGLE UNIT %	DOUBLE UNITS 4-5	6+	DOUBLE UNIT %	5-	TRAINS 6	7+	TRAIN %	TRUCK % 25.0	CLASS UNKNOWN	TOTAL VEHICLES
12 - 1	3															3
11 - 2	7															7
10 - 3	7															7
9 - 4	4															4
8 - 5	6															6
7 - 6	10															10
6 - 7	17															17
5 - 8	25															25
4 - 9	35															35
3 - 10	36															36
2 - 11	49															49
1 - 12	63															63
PM HOURS																
12 - 1	67															67
11 - 2	71															71
10 - 3	78															78
9 - 4	115															115
8 - 5	93															93
7 - 6	97															97
6 - 7	103															103
5 - 8	33															33
4 - 9	33															33
3 - 10	10															10
2 - 11	11															11
1 - 12	7															7
AM TOTAL	258															258
PM TOTAL	687															687
DAY TOTAL	945															945

2-AXLE EQUIVALENT 9 1064 1205

SR 501 MP 004.10 OFF SYSTEM ID. LEG 2 DIRECTION OF TRAFFIC BOTH WAYS LANE ALL OF
 COUNT IDENTIFIER HPMS COUNTER NUMBER 419127 DESCRIPTION: ON SR 501 W/O OLD LOWER RIVER RD

10-10-12 WEDNESDAY AM HOURS	CARS PICKUPS	BUS MED	SINGLE UNITS HVV	4+ SINGLE UNIT %	DOUBLE UNITS 4-5	6+ DOUBLE UNIT %	5- TRAINS 6	7+ TRAINS 7+	TRAIN %	TRUCK %	CLASS UNKNOWN	TOTAL VEHICLES
12 - 1	8	1		11.1				1	20.0	11.1		9
11 - 2	4							3	100.0	100.0		3
10 - 3	5							2	28.6	28.6		5
9 - 4	5							2	28.6	28.6		7
8 - 5	5							2	28.6	28.6		6
7 - 6	27		1	2.9				3	3.7	11.4	1	35
6 - 7	68		1	11.1				3	11.1	16.0	4	81
5 - 8	42		1	11.5				1	1.9	15.4	2	52
4 - 9	74		1	4.7				1	1.2	11.8	1	85
3 - 10	64		3	5.3				2	4.0	13.3	1	75
2 - 11	82		4	1.2				1	2.3	4.7	1	86
1 - 12	60		9	12.1				4	6.0	10.4	2	67
PM HOURS												
12 - 1	74		2	4.8				1	1.1	16.5	2	91
11 - 2	94		4	2.4				1	1.9	7.7	2	104
10 - 3	77		1					1	1.2	8.2	1	85
9 - 4	97		2					1		1.1	1	98
8 - 5	90		1					1		1.1	1	92
7 - 6	68		1					1		1.4	1	70
6 - 7	24										1	25
5 - 8	21										1	21
4 - 9	14										1	15
3 - 10	11										1	12
2 - 11	4											4
1 - 12	4											4
AM TOTAL	384		21	5.8				2	3.1	12.5	9	449
PM TOTAL	634		15	2.6				6	1.9	5.7	11	684
DAY TOTAL	1018		36	3.9				8	2.4	8.4	20	1133
										2-AXLE EQUIVALENT		1242

STATE OF WASHINGTON - DEPARTMENT OF TRANSPORTATION
T R I P S S Y S T E M
HOURLY TRAFFIC CLASSIFICATION SUMMARY

SR 501 MP 004.10 OFF SYSTEM ID. LEG 2 DIRECTION OF TRAFFIC BOTH WAYS LANE ALL OF

COUNT IDENTIFIER HPMS COUNTER NUMBER 419127 DESCRIPTION: ON SR 501 W/O OLD LOWER RIVER RD

THURSDAY AM HOURS	CARS PICKUPS	BUS MED	SINGLE UNITS HVV	4+	SINGLE UNIT %	DOUBLE 4-	DOUBLE 5	DOUBLE 6+	DOUBLE UNIT %	5-	TRAINS 6	TRAINS 7+	TRAIN %	TRUCK %	CLASS UNKNOWN	TOTAL VEHICLES	
																	1
10-11-12	1																1
11-11-12	2																2
12-11-12	1																1
1	2																2
2	1																1
3	3																3
4	4																4
5	5																5
6	6																6
7	8																8
8	9																9
9	10																10
10	11																11
11	12																12
PM HOURS																	
12-11-12	77		3	1	4.7	2		2	4.7			1	2.5	9.3	1	86	
1	68		2	2	7.4			2	2.5		1	1	12.3	3	81		
2	79		3	1	4.5			2	6.7				11.2	3	89		
3	111		2	2	3.1	3		4	6.3		1	1	10.9	3	128		
4	96		5	1	5.7	1		1	3.8				9.4	1	106		
5	100		2											1	101		
6	89													1	92		
7	48													1	49		
8	18													1	19		
9	6													1	7		
10	5													1	5		
11																	
12																	
AM TOTAL	280		15	4	6.4	4		2	5.8		1	1	5.2	17.4	5	345	
PM TOTAL	705		17	4	3.4	9		9	3.5		2	2	.5	7.4	10	772	
DAY TOTAL	985		32	8	4.3	13		11	4.2		3	3	2.0	10.5	15	1117	
														2-AXLE EQUIVALENT		1257	

STATE OF WASHINGTON - DEPARTMENT OF TRANSPORTATION
TRIP SURVEY
HOURLY TRAFFIC CLASSIFICATION SUMMARY

SR 501 MP 004.10 OFF SYSTEM ID. LEG 2 DIRECTION OF TRAFFIC BOTH WAYS LANE ALL OF
COUNT IDENTIFIER HPMS COUNTER NUMBER 419127 DESCRIPTION: ON SR 501 W/O OLD LOWER RIVER RD

10-12-12	CARS PICKUPS	BUS MED	SINGLE UNITS 4+	SINGLE UNIT %	DOUBLE UNITS 4-5	DOUBLE UNITS 6+	DOUBLE UNIT %	5-6	TRAINS 7+	TRAIN %	TRUCK %	CLASS UNKNOWN	TOTAL VEHICLES
FRIDAY	4					1	20.0				20.0		4
AM HOURS	1					1	7.1				7.1		1
12 - 1	4					1	55.6				55.6		14
1 - 2	4					3	16.7				16.7		9
2 - 3	12					1	9.7				9.7		6
3 - 4	4					1	12.9				12.9		31
4 - 5	5												
5 - 6	5												
6 - 7	22												
7 - 8													
8 - 9													
9 - 10													
10 - 11													
11 - 12													
PM HOURS													
12 - 1													
1 - 2													
2 - 3													
3 - 4													
4 - 5													
5 - 6													
6 - 7													
7 - 8													
8 - 9													
9 - 10													
10 - 11													
11 - 12													
AM TOTAL	52	1	1.4			5	7.1	1	9	14.3	22.9		70
PM TOTAL	52	1	1.4			5	7.1	1	9	14.3	22.9	2	70
DAY TOTAL	52	1	1.4			5	7.1	1	9	14.3	22.9	2	105

10-08-12 THRU 10-12-12

AVERAGE WEEKDAY CLASSIFICATION VOLUMES *****
 CARS PICKUPS | BUS MED HVY 4+ | SINGLE UNIT % | DOUBLE UNITS 4-5 | DOUBLE UNITS 6+ | SINGLE UNIT % | 5-6 | TRAINS 7+ | TRAIN % | TRUCK % | CLASS UNKNOWN | TOTAL VEHICLES
 983 | 32 | 8 | 6 | 4.2 | 8 | 7 | 22 | 3.3 | 1 | 3 | 20 | 2.2 | 9.7 | 15 | 1105
 TOTAL HOURS FOR COUNT 91
 3 DAYS
 AVG WEEKDAY VOL 1105 X SEASONAL ADJ. FACTOR 0.9800 = ESTIMATED AVG DAILY TRAFFIC 1083
 FACTOR GROUP CB-02

PEAK HOUR PERCENTAGES: K = 13.85 D = 52.29 T = 6.54
 PEAK HOUR LOCATION : VOLUME = 153 DATE: 10/08/12 TIME: 03:00 PM

Notes: Med Vol 213