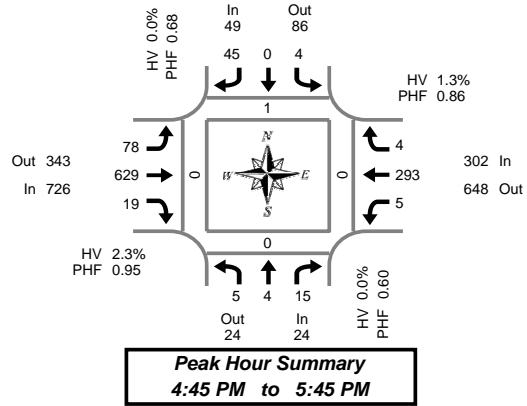


Total Vehicle Summary



Clay Carney
(503) 833-2740



NE 162nd Ave SB & NE Ward Rd

Thursday, March 09, 2006

4:00 PM to 6:00 PM

5-Minute Interval Summary 4:00 PM to 6:00 PM

Interval Start Time	Northbound NE 162nd Ave SB				Southbound NE 162nd Ave SB				Eastbound NE Ward Rd				Westbound NE Ward Rd				Interval Total	Pedestrians Crosswalk			
	L	T	R	Bikes	L	T	R	Bikes	L	T	R	Bikes	L	T	R	Bikes		North	South	East	West
4:00 PM	0	0	1	0	1	0	4	0	7	46	0	0	21	2	0	82	0	0	0	0	
4:05 PM	0	0	1	0	0	0	9	0	1	37	1	0	25	0	0	74	0	0	0	0	
4:10 PM	2	0	0	0	0	1	8	0	10	54	2	0	22	1	0	100	0	0	0	0	
4:15 PM	3	0	2	0	1	0	3	0	8	50	0	0	23	0	0	90	0	0	0	0	
4:20 PM	0	0	0	0	0	0	3	0	5	44	2	0	26	0	0	80	0	0	0	0	
4:25 PM	1	0	1	0	0	1	2	0	6	45	0	0	22	1	0	81	0	0	0	0	
4:30 PM	0	0	1	0	1	0	1	0	7	47	1	0	1	25	0	84	0	0	0	0	
4:35 PM	0	1	4	0	0	0	3	0	4	49	2	0	0	33	1	97	0	0	0	0	
4:40 PM	0	0	0	0	1	0	3	0	8	36	1	0	0	26	1	76	0	0	0	0	
4:45 PM	0	0	2	0	0	0	5	0	4	52	1	0	0	35	0	99	0	0	0	0	
4:50 PM	0	1	0	0	0	0	4	0	8	31	1	0	2	18	0	65	0	0	0	0	
4:55 PM	0	0	1	0	0	0	3	0	6	62	4	0	0	12	0	88	0	0	0	0	
5:00 PM	1	1	3	0	0	0	5	0	12	43	3	0	1	20	0	89	0	0	0	0	
5:05 PM	0	0	0	0	1	0	3	0	8	51	1	0	0	24	0	88	0	0	0	0	
5:10 PM	0	0	3	0	0	0	2	0	8	61	0	0	0	29	2	105	0	0	0	0	
5:15 PM	0	0	2	0	0	0	4	0	9	44	4	0	0	21	0	84	0	0	0	0	
5:20 PM	0	0	0	0	1	0	2	0	6	57	0	0	1	27	1	95	1	0	0	0	
5:25 PM	1	1	1	0	0	0	1	0	3	55	1	0	0	21	0	84	0	0	0	0	
5:30 PM	3	0	2	0	1	0	8	0	5	56	1	0	0	28	0	104	0	0	0	0	
5:35 PM	0	1	1	0	1	0	2	0	4	54	2	0	1	34	0	100	0	0	0	0	
5:40 PM	0	0	0	0	0	0	6	0	5	63	1	0	0	24	1	100	0	0	0	0	
5:45 PM	1	0	2	0	0	0	2	0	4	32	2	0	0	21	0	64	0	0	0	0	
5:50 PM	0	1	0	0	0	0	1	0	7	62	2	0	0	21	0	94	0	0	0	0	
5:55 PM	0	0	2	0	1	0	3	0	5	54	3	0	1	18	0	87	0	0	0	0	
Total Survey	12	6	29	0	9	2	87	0	150	1,185	35	0	9	576	10	2,110	1	0	0	0	

15-Minute Interval Summary 4:00 PM to 6:00 PM

Interval Start Time	Northbound NE 162nd Ave SB				Southbound NE 162nd Ave SB				Eastbound NE Ward Rd				Westbound NE Ward Rd				Interval Total	Pedestrians Crosswalk			
	L	T	R	Bikes	L	T	R	Bikes	L	T	R	Bikes	L	T	R	Bikes		North	South	East	West
4:00 PM	2	0	2	0	1	1	21	0	18	137	3	0	0	68	3	256	0	0	0	0	
4:15 PM	4	0	3	0	1	1	8	0	19	139	2	0	2	71	1	251	0	0	0	0	
4:30 PM	0	1	5	0	2	0	7	0	19	132	4	0	1	84	2	257	0	0	0	0	
4:45 PM	0	1	3	0	0	0	12	0	18	145	6	0	2	65	0	252	0	0	0	0	
5:00 PM	1	1	6	0	1	0	10	0	28	155	4	0	1	73	2	282	0	0	0	0	
5:15 PM	1	1	3	0	1	0	7	0	18	156	5	0	1	69	1	263	1	0	0	0	
5:30 PM	3	1	3	0	2	0	16	0	14	173	4	0	1	86	1	304	0	0	0	0	
5:45 PM	1	1	4	0	1	0	6	0	16	148	7	0	1	60	0	245	0	0	0	0	
Total Survey	12	6	29	0	9	2	87	0	150	1,185	35	0	9	576	10	2,110	1	0	0	0	

Peak Hour Summary 4:45 PM to 5:45 PM

By Approach	Northbound NE 162nd Ave SB				Southbound NE 162nd Ave SB				Eastbound NE Ward Rd				Westbound NE Ward Rd				Total	Pedestrians Crosswalk			
	In	Out	Total	Bikes	In	Out	Total	Bikes	In	Out	Total	Bikes	In	Out	Total	Bikes		North	South	East	West
Volume	24	24	48	0	49	86	135	0	726	343	1,069	0	302	648	950	0	1,101	1	0	0	0
%HV	0.0%				0.0%				2.3%				1.3%				1.9%				
PHF	0.60				0.68				0.95				0.86				0.91				

By Movement	Northbound NE 162nd Ave SB				Southbound NE 162nd Ave SB				Eastbound NE Ward Rd				Westbound NE Ward Rd				Total
	L	T	R	Total	L	T	R	Total	L	T	R	Total	L	T	R	Total	
Volume	5	4	15	24	4	0	45	49	78	629	19	726	5	293	4	302	1,101
%HV	0.0%	0.0%	0.0%	0.0%	0.0%	0.0%	0.0%	0.0%	0.0%	2.7%	0.0%	2.3%	0.0%	1.4%	0.0%	1.3%	1.9%
PHF	0.31	0.50	0.63	0.60	0.50	0.00	0.70	0.68	0.70	0.91	0.59	0.95	0.42	0.85	0.33	0.86	0.91

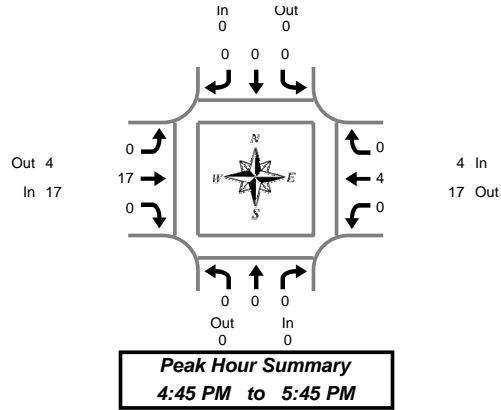
Rolling Hour Summary 4:00 PM to 6:00 PM

Interval Start Time	Northbound NE 162nd Ave SB				Southbound NE 162nd Ave SB				Eastbound NE Ward Rd				Westbound NE Ward Rd				Interval Total	Pedestrians Crosswalk			
	L	T	R	Bikes	L	T	R	Bikes	L	T	R	Bikes	L	T	R	Bikes		North	South	East	West
4:00 PM	6	2	13	0	4	2	48	0	74	553	15	0	5	288	6	1,016	0	0	0	0	
4:15 PM	5	3	17	0	4	1	37	0	84	571	16	0	6	293	5	1,042	0	0	0	0	
4:30 PM	2	4	17	0	4	0	36	0	83	588	19	0	5	291	5	1,054	1	0	0	0	
4:45 PM	5	4	15	0	4	0	45	0	78	629	19	0	5	293	4	1,101	1	0	0	0	
5:00 PM	6	4	16	0	5	0	39	0	76	632	20	0	4	288	4	1,094	1	0	0	0	

Heavy Vehicle Summary



Clay Carney
(503) 833-2740



NE 162nd Ave SB & NE Ward Rd

Thursday, March 09, 2006

4:00 PM to 6:00 PM

Peak Hour Summary
4:45 PM to 5:45 PM

Heavy Vehicle 5-Minute Interval Summary 4:00 PM to 6:00 PM

Interval Start Time	Northbound NE 162nd Ave SB				Southbound NE 162nd Ave SB				Eastbound NE Ward Rd				Westbound NE Ward Rd				Interval Total	
	L	T	R	Total	L	T	R	Total	L	T	R	Total	L	T	R	Total		
4:00 PM	0	0	0	0	0	0	0	0	0	1	0	1	0	0	0	0	1	
4:05 PM	0	0	0	0	0	0	0	0	0	1	3	0	4	0	1	0	1	5
4:10 PM	0	0	0	0	0	0	0	0	0	0	0	0	0	0	1	0	1	1
4:15 PM	0	0	0	0	0	0	0	0	0	0	0	0	0	0	3	0	3	3
4:20 PM	0	0	0	0	0	0	0	0	0	0	0	0	0	0	0	0	0	0
4:25 PM	0	0	0	0	0	0	0	0	0	0	2	0	2	0	0	0	0	2
4:30 PM	0	0	0	0	0	0	1	1	0	1	0	1	0	0	0	0	0	2
4:35 PM	0	0	0	0	0	0	0	0	0	3	0	3	0	0	0	0	0	3
4:40 PM	0	0	0	0	0	0	0	0	0	0	0	0	0	0	0	0	0	0
4:45 PM	0	0	0	0	0	0	0	0	0	1	0	1	0	0	0	0	0	1
4:50 PM	0	0	0	0	0	0	0	0	0	1	0	1	0	0	0	0	0	1
4:55 PM	0	0	0	0	0	0	0	0	0	0	0	0	0	0	0	0	0	0
5:00 PM	0	0	0	0	0	0	0	0	0	2	0	2	0	1	0	1	3	3
5:05 PM	0	0	0	0	0	0	0	0	0	3	0	3	0	0	0	0	0	3
5:10 PM	0	0	0	0	0	0	0	0	0	1	0	1	0	1	0	1	2	2
5:15 PM	0	0	0	0	0	0	0	0	0	1	0	1	0	0	0	0	0	1
5:20 PM	0	0	0	0	0	0	0	0	0	3	0	3	0	1	0	1	4	4
5:25 PM	0	0	0	0	0	0	0	0	0	1	0	1	0	1	0	1	2	2
5:30 PM	0	0	0	0	0	0	0	0	0	0	0	0	0	0	0	0	0	0
5:35 PM	0	0	0	0	0	0	0	0	0	0	0	0	0	0	0	0	0	0
5:40 PM	0	0	0	0	0	0	0	0	0	4	0	4	0	0	0	0	0	4
5:45 PM	0	0	0	0	0	0	0	0	0	0	0	0	0	1	0	1	1	1
5:50 PM	0	0	0	0	0	0	0	0	0	1	0	1	0	0	0	0	0	1
5:55 PM	0	0	0	0	0	0	0	0	0	2	0	2	0	0	0	0	0	2
Total Survey	0	0	0	0	0	0	1	1	1	30	0	31	0	10	0	10	42	42

Heavy Vehicle 15-Minute Interval Summary 4:00 PM to 6:00 PM

Interval Start Time	Northbound NE 162nd Ave SB				Southbound NE 162nd Ave SB				Eastbound NE Ward Rd				Westbound NE Ward Rd				Interval Total	
	L	T	R	Total	L	T	R	Total	L	T	R	Total	L	T	R	Total		
4:00 PM	0	0	0	0	0	0	0	0	0	1	4	0	5	0	2	0	2	7
4:15 PM	0	0	0	0	0	0	0	0	0	2	0	2	0	3	0	3	0	5
4:30 PM	0	0	0	0	0	0	1	1	0	4	0	4	0	0	0	0	0	5
4:45 PM	0	0	0	0	0	0	0	0	0	2	0	2	0	0	0	0	0	2
5:00 PM	0	0	0	0	0	0	0	0	0	6	0	6	0	2	0	2	0	8
5:15 PM	0	0	0	0	0	0	0	0	0	5	0	5	0	2	0	2	0	7
5:30 PM	0	0	0	0	0	0	0	0	0	4	0	4	0	0	0	0	0	4
5:45 PM	0	0	0	0	0	0	0	0	0	3	0	3	0	1	0	1	0	4
Total Survey	0	0	0	0	0	0	1	1	1	30	0	31	0	10	0	10	42	42

Heavy Vehicle Peak Hour Summary 4:45 PM to 5:45 PM

By Approach	Northbound NE 162nd Ave SB			Southbound NE 162nd Ave SB			Eastbound NE Ward Rd			Westbound NE Ward Rd			Total
	In	Out	Total	In	Out	Total	In	Out	Total	In	Out	Total	
Volume	0	0	0	0	0	0	17	4	21	4	17	21	21
PHF	0.00			0.00			0.71			0.50			0.66

By Movement	Northbound NE 162nd Ave SB				Southbound NE 162nd Ave SB				Eastbound NE Ward Rd				Westbound NE Ward Rd				Total			
	L	T	R	Total	L	T	R	Total	L	T	R	Total	L	T	R	Total				
Volume	0	0	0	0	0	0	0	0	0	17	0	17	0	4	0	4	4	21	0	25
PHF	0.00	0.00	0.00	0.00	0.00	0.00	0.00	0.00	0.00	0.71	0.00	0.71	0.00	0.50	0.00	0.50	0.66			

Heavy Vehicle Rolling Hour Summary 4:00 PM to 6:00 PM

Interval Start Time	Northbound NE 162nd Ave SB				Southbound NE 162nd Ave SB				Eastbound NE Ward Rd				Westbound NE Ward Rd				Interval Total
	L	T	R	Total	L	T	R	Total	L	T	R	Total	L	T	R	Total	
4:00 PM	0	0	0	0	0	0	1	1	1	12	0	13	0	5	0	5	19
4:15 PM	0	0	0	0	0	0	1	1	0	14	0	14	0	5	0	5	20
4:30 PM	0	0	0	0	0	0	1	1	0	17	0	17	0	4	0	4	22
4:45 PM	0	0	0	0	0	0	0	0	0	17	0	17	0	4	0	4	21
5:00 PM	0	0	0	0	0	0	0	0	0	18	0	18	0	5	0	5	23

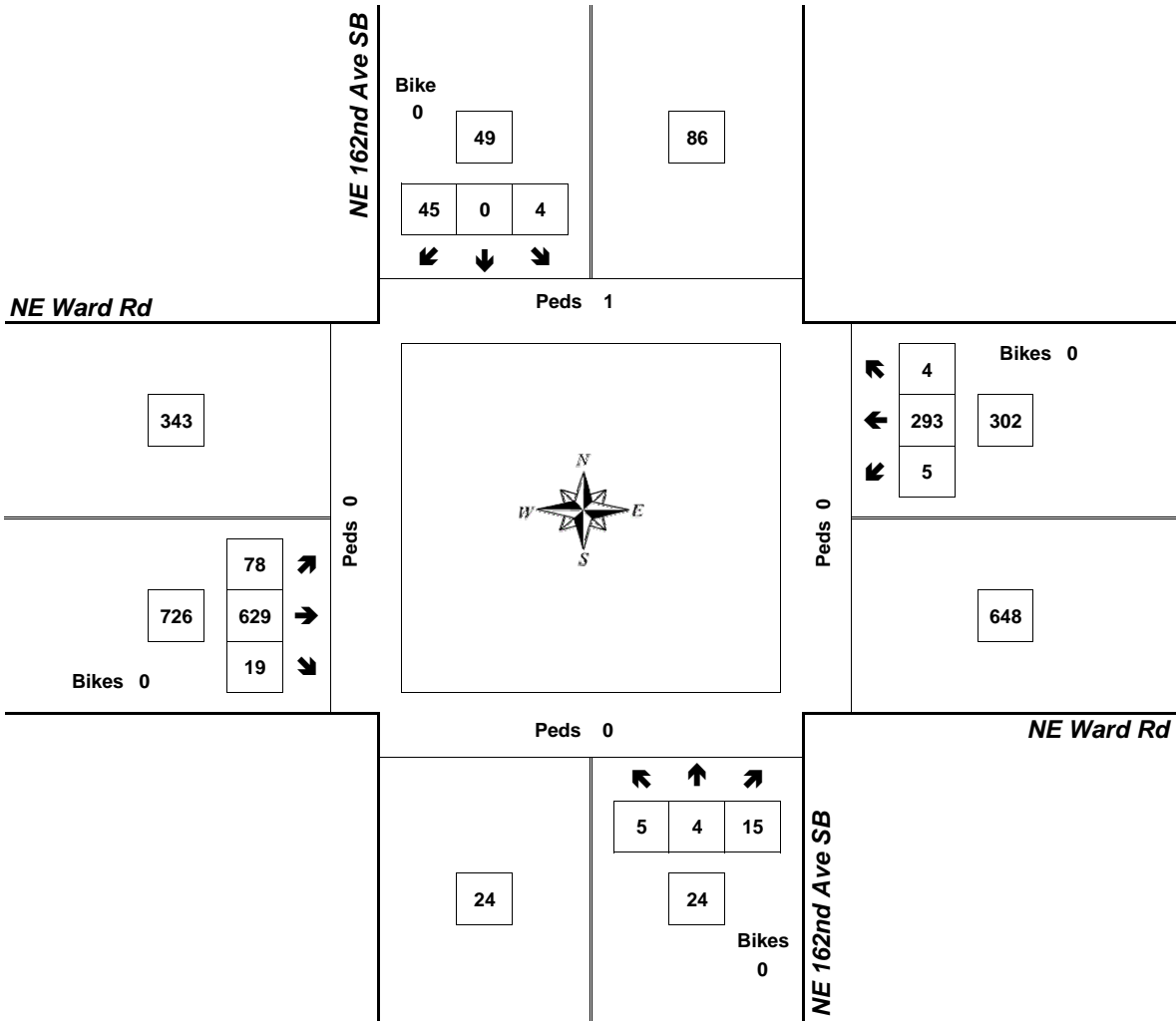
Peak Hour Summary



Clay Carney
(503) 833-2740

NE 162nd Ave SB & NE Ward Rd

4:45 PM to 5:45 PM
Thursday, March 09, 2006



Approach	PHF	HV%	Volume
EB	0.95	2.3%	726
WB	0.86	1.3%	302
NB	0.60	0.0%	24
SB	0.68	0.0%	49
Intersection	0.91	1.9%	1,101

Count Period: 4:00 PM to 6:00 PM