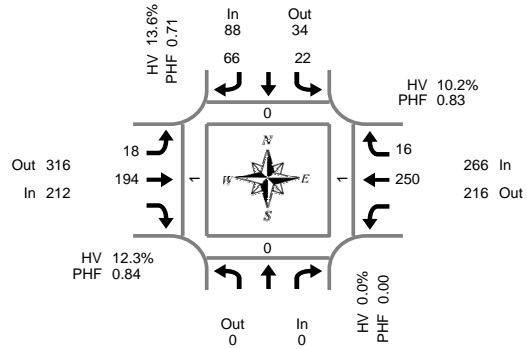


Total Vehicle Summary



Clay Carney
(503) 833-2740



Peak Hour Summary
6:55 AM to 7:55 AM

NE 124th Ave & NE 99th St

Thursday, May 08, 2008
6:30 AM to 8:30 AM

5-Minute Interval Summary 6:30 AM to 8:30 AM

Interval Start Time	Northbound NE 124th Ave				Southbound NE 124th Ave				Eastbound NE 99th St				Westbound NE 99th St				Interval Total	Pedestrians Crosswalk					
	In	Out	Total	Bikes	L	R	Total	Bikes	L	T	Total	Bikes	T	R	Total	Bikes		North	South	East	West		
6:30 AM				0	1	3	0	0	0	9	0				11	0	0	0	24	0	0	0	0
6:35 AM				0	0	7	0	2	6	0					14	0	0	0	29	0	0	0	0
6:40 AM				0	0	3	0	3	4	0					17	0	0	0	27	0	0	0	0
6:45 AM				0	0	4	0	0	14	0					8	0	0	0	26	0	0	0	0
6:50 AM				0	1	3	0	1	14	0					7	1	0	0	27	0	0	0	0
6:55 AM				0	1	4	0	2	14	0					22	1	0	0	44	0	0	0	0
7:00 AM				0	2	1	0	2	21	0					19	0	0	0	45	0	0	1	0
7:05 AM				0	0	3	0	2	20	0					13	3	0	0	41	0	0	0	0
7:10 AM				0	1	4	0	0	18	0					20	1	0	0	44	0	0	0	1
7:15 AM				0	5	8	0	0	21	0					16	1	0	0	51	0	0	0	0
7:20 AM				0	3	7	0	1	19	0					30	3	0	0	63	0	0	0	0
7:25 AM				0	2	6	0	3	11	0					29	0	0	0	51	0	0	0	0
7:30 AM				0	2	7	0	2	12	0					17	1	0	0	41	0	0	0	0
7:35 AM				0	1	3	0	2	13	0					22	2	0	0	43	0	0	0	0
7:40 AM				0	2	8	0	1	19	0					26	2	0	0	58	0	0	0	0
7:45 AM				0	1	13	0	3	13	0					19	2	0	0	51	0	0	0	0
7:50 AM				0	2	2	0	0	13	0					17	0	0	0	34	0	0	0	0
7:55 AM				0	4	3	0	0	9	0					18	1	0	0	35	0	0	0	0
8:00 AM				0	1	4	0	0	9	0					23	2	0	0	39	0	0	0	0
8:05 AM				0	0	5	0	1	9	0					15	0	0	0	30	0	0	0	0
8:10 AM				0	1	5	0	3	9	0					17	4	0	0	39	0	0	0	0
8:15 AM				0	1	4	0	0	9	0					19	0	0	0	33	0	0	0	0
8:20 AM				0	1	1	0	3	8	0					24	1	0	0	38	0	0	0	0
8:25 AM				0	4	8	0	3	10	0					18	0	0	0	43	0	0	0	0
Total Survey				0	36	116	0	34	304	0					441	25	0	0	956	0	0	1	1

15-Minute Interval Summary 6:30 AM to 8:30 AM

Interval Start Time	Northbound NE 124th Ave				Southbound NE 124th Ave				Eastbound NE 99th St				Westbound NE 99th St				Interval Total	Pedestrians Crosswalk					
	In	Out	Total	Bikes	L	R	Total	Bikes	L	T	Total	Bikes	T	R	Total	Bikes		North	South	East	West		
6:30 AM				0	1	13	0	5	19	0					42	0	0	0	80	0	0	0	0
6:45 AM				0	2	11	0	3	42	0					37	2	0	0	97	0	0	0	0
7:00 AM				0	3	8	0	4	59	0					52	4	0	0	130	0	0	1	1
7:15 AM				0	10	21	0	4	51	0					75	4	0	0	165	0	0	0	0
7:30 AM				0	5	18	0	5	44	0					65	5	0	0	142	0	0	0	0
7:45 AM				0	7	18	0	3	35	0					54	3	0	0	120	0	0	0	0
8:00 AM				0	2	14	0	4	27	0					55	6	0	0	108	0	0	0	0
8:15 AM				0	6	13	0	6	27	0					61	1	0	0	114	0	0	0	0
Total Survey				0	36	116	0	34	304	0					441	25	0	0	956	0	0	1	1

Peak Hour Summary 6:55 AM to 7:55 AM

By Approach	Northbound NE 124th Ave				Southbound NE 124th Ave				Eastbound NE 99th St				Westbound NE 99th St				Total	Pedestrians Crosswalk			
	In	Out	Total	Bikes	In	Out	Total	Bikes	In	Out	Total	Bikes	In	Out	Total	Bikes		North	South	East	West
Volume	0	0	0	0	88	34	122	0	212	316	528	0	266	216	482	0	566	0	0	1	1
%HV	0.0%				13.6%				12.3%				10.2%				11.5%				
PHF	0.00				0.71				0.84				0.83				0.86				

By Movement	Northbound NE 124th Ave				Southbound NE 124th Ave				Eastbound NE 99th St				Westbound NE 99th St				Total
	Total	L	R	Total	L	T	Total	Bikes	Total	T	R	Total	Bikes				
Volume	0	22	66	88	18	194	212	0	250	16	266	566	0				
%HV	NA	NA	NA	0.0%	18.2%	NA	12.1%	13.6%	5.6%	12.9%	NA	12.3%	NA				
PHF		0.00	0.55	0.69	0.71	0.64	0.82	0.84	0.82	0.67	0.83	0.86					

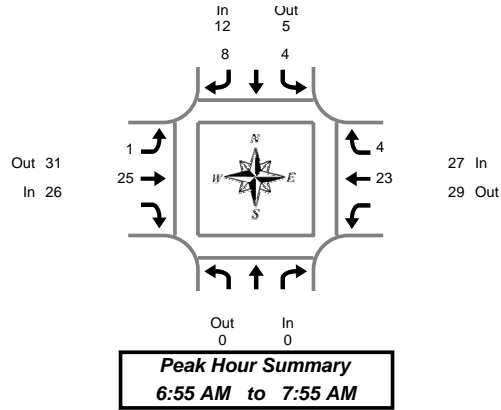
Rolling Hour Summary 6:30 AM to 8:30 AM

Interval Start Time	Northbound NE 124th Ave				Southbound NE 124th Ave				Eastbound NE 99th St				Westbound NE 99th St				Interval Total	Pedestrians Crosswalk					
	In	Out	Total	Bikes	L	R	Total	Bikes	L	T	Total	Bikes	T	R	Total	Bikes		North	South	East	West		
6:30 AM				0	16	53	0	16	171	0					206	10	0	0	472	0	0	1	1
6:45 AM				0	20	58	0	16	196	0					229	15	0	0	534	0	0	1	1
7:00 AM				0	25	65	0	16	189	0					246	16	0	0	557	0	0	1	1
7:15 AM				0	24	71	0	16	157	0					249	18	0	0	535	0	0	0	0
7:30 AM				0	20	63	0	18	133	0					235	15	0	0	484	0	0	0	0

Heavy Vehicle Summary



Clay Carney
(503) 833-2740



NE 124th Ave & NE 99th St

Thursday, May 08, 2008
6:30 AM to 8:30 AM

Heavy Vehicle 5-Minute Interval Summary 6:30 AM to 8:30 AM

Interval Start Time	Northbound NE 124th Ave			Southbound NE 124th Ave			Eastbound NE 99th St			Westbound NE 99th St			Interval Total
	Total	L	R	Total	L	R	Total	T	Total	T	R	Total	
6:30 AM	0	0	0	0	0	0	0	1	1	1	0	1	2
6:35 AM	0	0	0	0	0	0	0	0	0	0	2	0	2
6:40 AM	0	0	0	0	0	0	0	0	0	0	0	0	0
6:45 AM	0	0	0	0	0	0	0	0	0	0	0	0	0
6:50 AM	0	0	0	0	0	0	3	3	3	0	0	0	3
6:55 AM	0	0	1	1	0	0	0	0	3	3	0	3	4
7:00 AM	0	0	0	0	0	0	3	3	3	0	0	0	3
7:05 AM	0	0	0	0	0	1	2	3	3	3	1	4	7
7:10 AM	0	0	1	1	1	0	1	1	1	3	0	3	5
7:15 AM	0	2	3	5	0	2	2	2	2	1	1	2	9
7:20 AM	0	1	2	3	0	4	4	4	4	1	1	2	9
7:25 AM	0	1	1	2	0	1	1	1	1	2	0	2	5
7:30 AM	0	0	0	0	0	0	2	2	2	2	0	2	4
7:35 AM	0	0	0	0	0	0	2	2	2	5	1	6	8
7:40 AM	0	0	0	0	0	0	2	2	2	2	0	2	4
7:45 AM	0	0	0	0	0	0	2	2	2	1	0	1	3
7:50 AM	0	0	0	0	0	0	4	4	4	0	0	0	4
7:55 AM	0	0	0	0	0	0	1	1	1	2	0	2	3
8:00 AM	0	0	0	0	0	0	2	2	2	3	0	3	5
8:05 AM	0	0	0	0	0	0	1	1	1	2	0	2	3
8:10 AM	0	0	0	0	0	0	0	0	0	1	1	2	2
8:15 AM	0	0	0	0	0	0	1	1	1	0	0	0	1
8:20 AM	0	0	0	0	0	0	3	3	3	2	0	2	5
8:25 AM	0	0	0	0	0	0	3	3	3	1	0	1	4
Total Survey	0	4	8	12	1	40	41	41	41	37	5	42	95

Heavy Vehicle 15-Minute Interval Summary 6:30 AM to 8:30 AM

Interval Start Time	Northbound NE 124th Ave			Southbound NE 124th Ave			Eastbound NE 99th St			Westbound NE 99th St			Interval Total
	Total	L	R	Total	L	R	Total	T	Total	T	R	Total	
6:30 AM	0	0	0	0	0	0	0	1	1	3	0	3	4
6:45 AM	0	0	1	1	0	3	3	3	3	3	0	3	7
7:00 AM	0	0	1	1	1	6	7	7	7	6	1	7	15
7:15 AM	0	4	6	10	0	7	7	7	7	4	2	6	23
7:30 AM	0	0	0	0	0	6	6	6	6	9	1	10	16
7:45 AM	0	0	0	0	0	7	7	7	7	3	0	3	10
8:00 AM	0	0	0	0	0	3	3	3	3	6	1	7	10
8:15 AM	0	0	0	0	0	7	7	7	7	3	0	3	10
Total Survey	0	4	8	12	1	40	41	41	41	37	5	42	95

Heavy Vehicle Peak Hour Summary 6:55 AM to 7:55 AM

By Approach	Northbound NE 124th Ave			Southbound NE 124th Ave			Eastbound NE 99th St			Westbound NE 99th St			Total
	In	Out	Total	In	Out	Total	In	Out	Total	In	Out	Total	
Volume	0	0	0	12	5	17	26	31	57	27	29	56	65
PHF	0.00			0.30			0.81			0.68			0.71

By Movement	Northbound NE 124th Ave			Southbound NE 124th Ave			Eastbound NE 99th St			Westbound NE 99th St			Total
	Total	L	R	Total	L	R	Total	T	Total	T	R	Total	
Volume	0	4	8	12	1	17	23	26	26	23	4	27	65
PHF	0.00	0.25	0.33	0.30	0.25	0.78	0.81	0.64	0.50	0.68			0.71

Heavy Vehicle Rolling Hour Summary 6:30 AM to 8:30 AM

Interval Start Time	Northbound NE 124th Ave			Southbound NE 124th Ave			Eastbound NE 99th St			Westbound NE 99th St			Interval Total
	Total	L	R	Total	L	R	Total	T	Total	T	R	Total	
6:30 AM	0	4	8	12	1	17	18	18	18	16	3	19	49
6:45 AM	0	4	8	12	1	22	23	23	23	22	4	26	61
7:00 AM	0	4	7	11	1	26	27	27	27	22	4	26	64
7:15 AM	0	4	6	10	0	23	23	23	23	22	4	26	59
7:30 AM	0	0	0	0	0	0	23	23	23	21	2	23	46

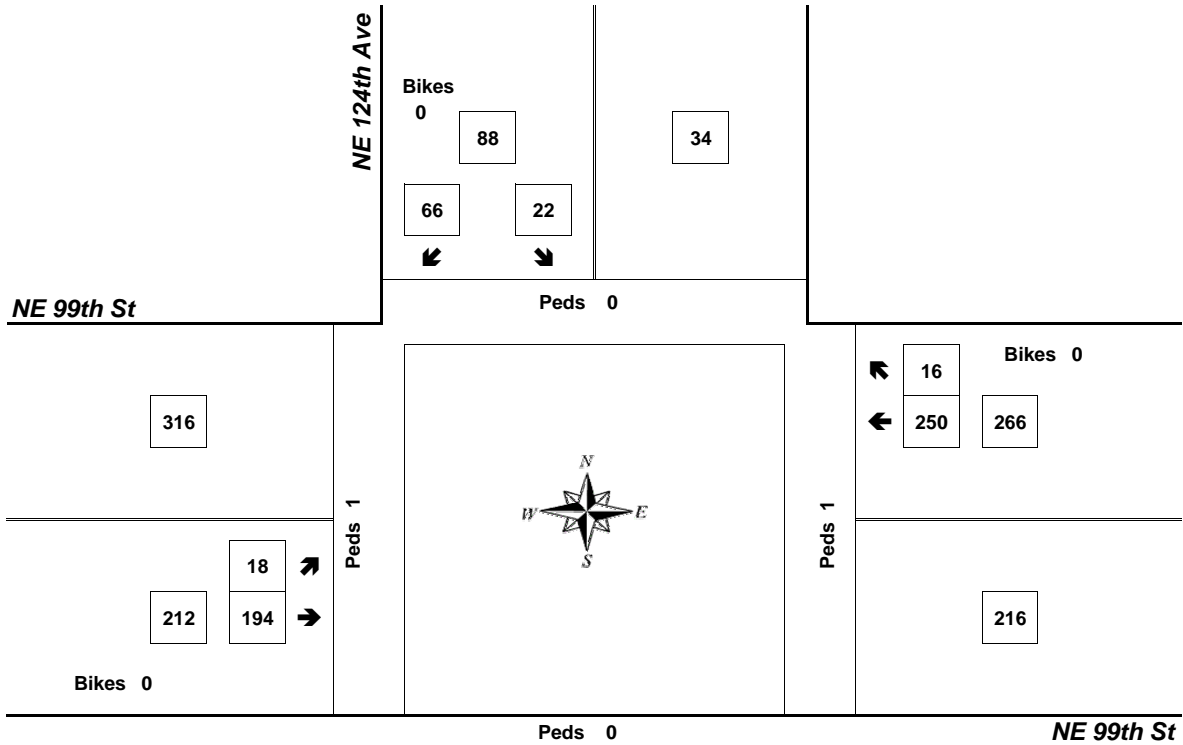
Peak Hour Summary



Clay Carney
(503) 833-2740

NE 124th Ave & NE 99th St

6:55 AM to 7:55 AM
Thursday, May 08, 2008



Bikes
0

Approach	PHF	HV%	Volume
EB	0.84	12.3%	212
WB	0.83	10.2%	266
NB	0.00	0.0%	0
SB	0.71	13.6%	88
Intersection	0.86	11.5%	566

Count Period: 6:30 AM to 8:30 AM