

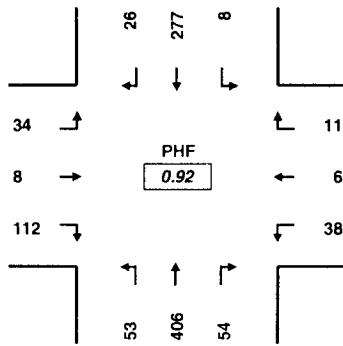
INTERSECTION: NE 144th St--NE 20th Ave--
 PROJECT ID#: 6245
 QC JOB #: 10023701

START TIME: 4:00 PM
 END TIME: 6:00 PM
 DATE: 12/11/2003

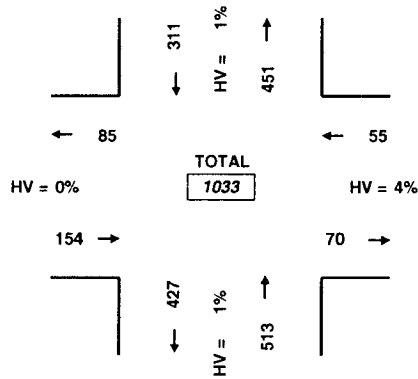


QUALITY COUNTS
 16285 SW 85th Avenue, Ste. 105
 Tigard, OR 97224
 Phone: 503-620-4242
 Fax: 503 620-4545
 email: jrw@qualitycounts.net
 www.qualitycounts.net

PEAK HOUR TURNING MOVEMENTS



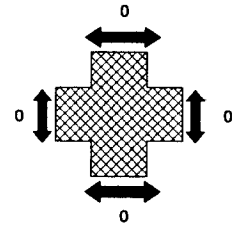
PEAK HOUR LINK VOLUMES



PEAK HOUR: 4:45 PM TO 5:45 PM

PEAK 15 MINUTES: 4:45 PM TO 5:00 PM

PEAK HOUR PED CROSSING VOLUMES



5-MINUTE COUNT PERIOD BEGINNING AT	NE 144th St-- (Southbound)			NE 20th Ave-- (Westbound)			NE 144th St-- (Northbound)			NE 20th Ave-- (Eastbound)			Crosswalk Usage (Peds By Approach)				TOTAL	
	Right	Thru	Left	Right	Thru	Left	Right	Thru	Left	Right	Thru	Left	North	East	South	West	Veh	Peds
4:00 PM	1	21	0	0	0	3	2	38	8	7	0	5	0	0	0	0	85	0
4:05 PM	1	27	2	0	0	4	4	32	10	13	0	1	0	0	0	0	94	0
4:10 PM	2	23	0	1	0	3	4	33	9	5	1	1	0	0	0	0	82	0
4:15 PM	6	14	1	0	0	1	5	49	8	6	2	2	0	0	0	0	94	0
4:20 PM	1	25	0	0	1	5	7	33	3	5	0	5	0	0	0	0	85	0
4:25 PM	1	16	0	1	0	4	7	31	3	7	0	3	0	0	0	0	73	0
4:30 PM	2	14	1	0	0	4	3	26	11	8	2	6	0	0	0	0	77	0
4:35 PM	2	19	1	0	0	6	3	38	4	5	1	3	0	0	0	0	82	0
4:40 PM	4	18	1	0	1	2	2	20	5	6	0	3	0	0	0	0	62	0
4:45 PM	2	27	0	1	0	6	3	26	9	12	0	7	0	0	0	0	93	0
4:50 PM	1	24	0	1	2	2	3	42	7	11	1	2	0	0	0	0	96	0
4:55 PM	1	24	1	1	0	2	3	44	3	10	1	2	0	0	0	0	92	0
5:00 PM	5	24	0	2	1	1	5	33	4	12	0	0	0	0	0	0	87	0
5:05 PM	3	20	1	2	1	3	4	34	3	5	2	7	0	0	0	0	85	0
5:10 PM	3	31	2	1	1	2	6	31	4	11	2	1	0	0	0	0	95	0
5:15 PM	4	29	3	1	0	3	6	37	4	8	2	4	0	0	0	0	101	0
5:20 PM	4	16	1	1	0	4	6	36	4	14	0	4	0	0	0	0	90	0
5:25 PM	0	13	0	0	0	4	4	35	3	8	0	2	0	0	0	0	69	0
5:30 PM	1	18	0	0	0	3	4	34	7	7	0	3	0	0	0	0	77	0
5:35 PM	0	22	0	0	1	1	2	21	2	7	0	0	0	0	0	0	56	0
5:40 PM	2	29	0	1	0	7	8	33	3	7	0	2	0	0	0	0	92	0
5:45 PM	0	16	0	1	0	4	3	38	2	5	0	3	0	0	0	0	72	0
5:50 PM	0	20	0	0	0	5	5	30	1	8	1	2	0	0	0	0	72	0
5:55 PM	1	16	1	1	0	2	6	21	2	8	0	2	0	0	0	0	60	0
HOURLY TOTALS	Southbound			Westbound			Northbound			Eastbound			Pedestrians By Approach				TOTAL	
	Right	Thru	Left	Right	Thru	Left	Right	Thru	Left	Right	Thru	Left	North	East	South	West	Veh	Peds
4:00 PM	24	252	7	5	4	42	46	412	80	95	8	40	0	0	0	0	1015	0
4:15 PM	31	256	8	9	7	38	51	407	64	98	11	41	0	0	0	0	1021	0
4:30 PM	31	259	11	10	6	39	48	402	61	110	11	41	0	0	0	0	1029	0
4:45 PM	26	277	8	11	6	38	54	406	53	112	8	34	0	0	0	0	1033	0
5:00 PM	23	254	8	10	4	39	59	383	39	100	7	30	0	0	0	0	956	0