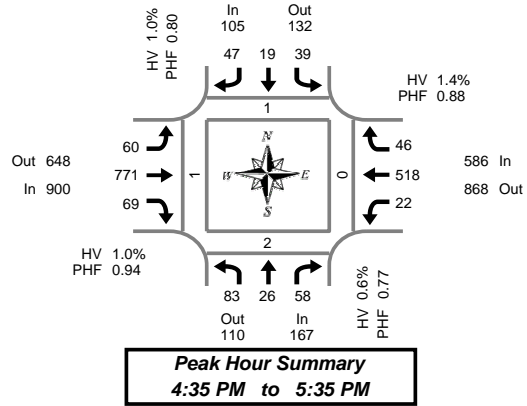


Total Vehicle Summary



Clay Carney
(503) 833-2740



NE Vancouver Place & NE 4th Plain Rd

Tuesday, March 07, 2006

4:00 PM to 6:00 PM

5-Minute Interval Summary

4:00 PM to 5:55 PM

Interval Start Time	Northbound NE Vancouver Place				Southbound NE Vancouver Place				Eastbound NE 4th Plain Rd				Westbound NE 4th Plain Rd				Interval Total	Pedestrians Crosswalk			
	L	T	R	Bikes	L	T	R	Bikes	L	T	R	Bikes	L	T	R	Bikes		North	South	East	West
4:00 PM	10	2	3	0	5	0	7	0	3	42	4	0	2	33	2	0	113	0	0	0	0
4:05 PM	8	5	7	0	2	1	4	0	5	57	8	0	1	43	0	0	141	2	0	0	1
4:10 PM	5	2	4	0	5	0	1	0	2	66	3	0	1	55	4	0	148	0	0	0	2
4:15 PM	5	0	8	0	3	1	3	0	3	61	8	0	4	43	5	0	144	0	0	0	0
4:20 PM	8	2	6	0	3	0	4	0	4	72	6	0	3	52	9	0	169	1	1	0	0
4:25 PM	5	2	4	0	0	0	2	0	4	51	7	0	0	47	0	0	122	0	0	0	0
4:30 PM	5	3	5	0	2	1	5	0	1	45	3	0	2	38	0	0	110	0	0	0	0
4:35 PM	5	2	6	0	2	1	2	0	4	62	6	0	0	36	4	0	130	0	1	0	0
4:40 PM	12	1	4	0	2	2	6	0	6	70	7	0	4	38	5	0	157	0	0	0	0
4:45 PM	8	4	7	0	3	3	4	0	7	62	5	0	2	47	1	0	153	0	0	0	0
4:50 PM	10	1	6	0	6	2	2	0	2	68	9	0	2	55	6	0	169	0	0	0	0
4:55 PM	11	3	4	0	0	2	5	0	7	56	5	0	4	32	1	0	130	0	0	0	0
5:00 PM	9	2	3	0	2	0	4	0	2	62	7	0	3	48	2	0	144	0	1	0	1
5:05 PM	4	1	8	0	6	2	3	0	8	61	4	0	2	37	4	0	140	0	0	0	0
5:10 PM	2	0	4	0	4	4	5	0	4	69	8	0	0	37	4	0	141	0	0	0	0
5:15 PM	9	5	7	0	2	1	5	0	5	78	3	0	0	42	4	0	161	1	0	0	0
5:20 PM	6	0	3	0	5	1	6	0	2	53	1	0	0	55	5	0	137	0	0	0	0
5:25 PM	2	4	2	0	0	0	2	0	7	61	7	0	4	53	3	0	145	0	0	0	0
5:30 PM	5	3	4	0	7	1	3	0	6	69	7	0	1	38	7	0	151	0	0	0	0
5:35 PM	9	3	5	0	2	2	4	0	3	52	4	0	3	33	3	0	123	0	1	0	0
5:40 PM	3	2	7	0	3	1	2	0	4	58	5	0	4	42	7	0	138	0	0	0	0
5:45 PM	3	2	3	0	6	0	2	0	1	59	6	0	1	33	5	0	121	0	0	0	0
5:50 PM	3	0	5	0	3	0	4	0	2	50	4	0	2	37	2	0	112	4	0	0	0
5:55 PM	0	0	0	0	0	0	0	0	0	0	0	0	0	0	0	0	0	0	0	0	0
Total Survey	147	49	115	0	73	25	85	0	92	1,384	127	0	45	974	83	0	3,199	8	4	0	4

15-Minute Interval Summary

4:00 PM to 6:00 PM

Interval Start Time	Northbound NE Vancouver Place				Southbound NE Vancouver Place				Eastbound NE 4th Plain Rd				Westbound NE 4th Plain Rd				Interval Total	Pedestrians Crosswalk			
	L	T	R	Bikes	L	T	R	Bikes	L	T	R	Bikes	L	T	R	Bikes		North	South	East	West
4:00 PM	23	9	14	0	12	1	12	0	10	165	15	0	4	131	6	0	402	2	0	0	3
4:15 PM	18	4	18	0	6	1	9	0	11	184	21	0	7	142	14	0	435	1	1	0	0
4:30 PM	22	6	15	0	6	4	13	0	11	177	16	0	6	112	9	0	397	0	1	0	0
4:45 PM	29	8	17	0	9	7	11	0	16	186	19	0	8	134	8	0	452	0	0	0	0
5:00 PM	15	3	15	0	12	6	12	0	14	192	19	0	5	122	10	0	425	0	1	0	1
5:15 PM	17	9	12	0	7	2	13	0	14	192	11	0	4	150	12	0	443	1	0	0	0
5:30 PM	17	8	16	0	12	4	9	0	13	179	16	0	8	113	17	0	412	0	1	0	0
5:45 PM	6	2	8	0	9	0	6	0	3	109	10	0	3	70	7	0	233	4	0	0	0
Total Survey	147	49	115	0	73	25	85	0	92	1,384	127	0	45	974	83	0	3,199	8	4	0	4

Peak Hour Summary

4:35 PM to 5:35 PM

By Approach	Northbound NE Vancouver Place				Southbound NE Vancouver Place				Eastbound NE 4th Plain Rd				Westbound NE 4th Plain Rd				Total	Pedestrians Crosswalk			
	In	Out	Total	Bikes	In	Out	Total	Bikes	In	Out	Total	Bikes	In	Out	Total	Bikes		North	South	East	West
Volume	167	110	277	0	105	132	237	0	900	648	1,548	0	586	868	1,454	0	1,758	1	2	0	1
%HV	0.6%				1.0%				1.0%				1.4%				1.1%				
PHF	0.77				0.80				0.94				0.88				0.92				

By Movement	Northbound NE Vancouver Place				Southbound NE Vancouver Place				Eastbound NE 4th Plain Rd				Westbound NE 4th Plain Rd				Total
	L	T	R	Total	L	T	R	Total	L	T	R	Total	L	T	R	Total	
Volume	83	26	58	167	39	19	47	105	60	771	69	900	22	518	46	586	1,758
%HV	0.0%	0.0%	1.7%	0.6%	0.0%	5.3%	0.0%	1.0%	0.0%	1.2%	0.0%	1.0%	0.0%	1.4%	2.2%	1.4%	1.1%
PHF	0.69	0.72	0.76	0.77	0.81	0.68	0.73	0.80	0.88	0.93	0.82	0.94	0.61	0.86	0.77	0.88	0.92

Rolling Hour Summary

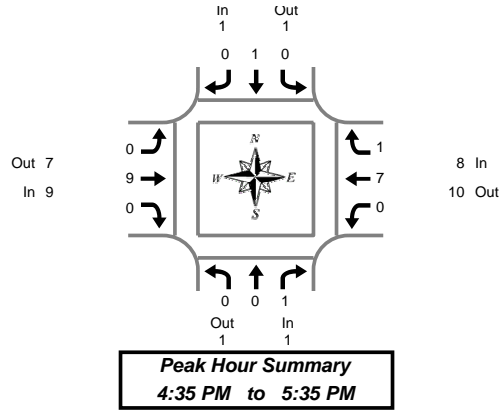
4:00 PM to 6:00 PM

Interval Start Time	Northbound NE Vancouver Place				Southbound NE Vancouver Place				Eastbound NE 4th Plain Rd				Westbound NE 4th Plain Rd				Interval Total	Pedestrians Crosswalk			
	L	T	R	Bikes	L	T	R	Bikes	L	T	R	Bikes	L	T	R	Bikes		North	South	East	West
4:00 PM	92	27	64	0	33	13	45	0	48	712	71	0	25	519	37	0	1,686	3	2	0	3
4:15 PM	84	21	65	0	33	18	45	0	52	739	75	0	26	510	41	0	1,709	1	3	0	1
4:30 PM	83	26	59	0	34	19	49	0	55	747	65	0	23	518	39	0	1,717	1	2	0	1
4:45 PM	78	28	60	0	40	19	45	0	57	749	65	0	25	519	47	0	1,732	1	2	0	1
5:00 PM	55	22	51	0	40	12	40	0	44	672	56	0	20	455	46	0	1,513	5	2	0	1

Heavy Vehicle Summary



Clay Carney
(503) 833-2740



NE Vancouver Place & NE 4th Plain Rd

Tuesday, March 07, 2006

4:00 PM to 6:00 PM

Heavy Vehicle 5-Minute Interval Summary 4:00 PM to 5:55 PM

Interval Start Time	Northbound NE Vancouver Place				Southbound NE Vancouver Place				Eastbound NE 4th Plain Rd				Westbound NE 4th Plain Rd				Interval Total
	L	T	R	Total	L	T	R	Total	L	T	R	Total	L	T	R	Total	
4:00 PM	0	0	0	0	0	0	0	0	0	2	0	2	0	1	0	1	3
4:05 PM	1	0	0	1	0	0	0	0	1	5	0	6	0	0	0	0	7
4:10 PM	0	0	1	1	0	0	0	0	0	0	0	0	0	3	1	4	5
4:15 PM	0	0	1	1	0	0	0	0	0	4	0	4	0	1	0	1	6
4:20 PM	0	0	0	0	0	0	0	0	0	1	0	1	0	0	0	0	1
4:25 PM	0	0	1	1	0	0	0	0	1	1	0	2	0	0	0	0	3
4:30 PM	0	0	0	0	0	0	1	1	0	0	0	0	1	0	1	2	2
4:35 PM	0	0	0	0	0	0	0	0	0	0	0	0	1	0	1	1	1
4:40 PM	0	0	0	0	0	0	0	0	0	0	0	0	2	0	2	2	2
4:45 PM	0	0	1	1	0	0	0	0	0	0	0	0	1	0	1	2	2
4:50 PM	0	0	0	0	0	0	0	0	0	1	0	1	0	0	0	0	1
4:55 PM	0	0	0	0	0	0	0	0	0	0	0	0	1	0	1	1	1
5:00 PM	0	0	0	0	0	0	0	0	0	1	0	1	0	1	0	1	2
5:05 PM	0	0	0	0	0	0	0	0	0	0	0	0	0	0	0	0	0
5:10 PM	0	0	0	0	0	0	0	0	0	1	0	1	0	0	0	0	1
5:15 PM	0	0	0	0	0	0	0	0	0	3	0	3	0	0	0	0	3
5:20 PM	0	0	0	0	0	1	0	1	0	1	0	1	0	0	1	1	3
5:25 PM	0	0	0	0	0	0	0	0	0	1	0	1	0	1	0	1	2
5:30 PM	0	0	0	0	0	0	0	0	0	1	0	1	0	0	0	0	1
5:35 PM	0	0	0	0	0	0	0	0	0	2	0	2	0	1	0	1	3
5:40 PM	0	0	0	0	0	0	1	1	1	0	0	1	0	1	0	1	3
5:45 PM	0	0	0	0	0	0	0	0	0	1	0	1	0	0	0	0	1
5:50 PM	0	0	0	0	1	0	0	1	0	0	0	0	0	0	0	0	1
5:55 PM	0	0	0	0	0	0	0	0	0	0	0	0	0	0	0	0	0
Total Survey	1	0	4	5	1	1	2	4	3	25	0	28	0	15	2	17	54

Heavy Vehicle 15-Minute Interval Summary 4:00 PM to 6:00 PM

Interval Start Time	Northbound NE Vancouver Place				Southbound NE Vancouver Place				Eastbound NE 4th Plain Rd				Westbound NE 4th Plain Rd				Interval Total
	L	T	R	Total	L	T	R	Total	L	T	R	Total	L	T	R	Total	
4:00 PM	1	0	1	2	0	0	0	0	1	7	0	8	0	4	1	5	15
4:15 PM	0	0	2	2	0	0	0	0	1	6	0	7	0	1	0	1	10
4:30 PM	0	0	0	0	0	0	1	1	0	0	0	0	4	0	4	5	5
4:45 PM	0	0	1	1	0	0	0	0	0	1	0	1	0	2	0	2	4
5:00 PM	0	0	0	0	0	0	0	0	0	2	0	2	0	1	0	1	3
5:15 PM	0	0	0	0	0	1	0	1	0	5	0	5	0	1	1	2	8
5:30 PM	0	0	0	0	0	0	1	1	1	3	0	4	0	2	0	2	7
5:45 PM	0	0	0	0	1	0	0	1	0	1	0	1	0	0	0	0	2
Total Survey	1	0	4	5	1	1	2	4	3	25	0	28	0	15	2	17	54

Heavy Vehicle Peak Hour Summary 4:35 PM to 5:35 PM

By Approach	Northbound NE Vancouver Place			Southbound NE Vancouver Place			Eastbound NE 4th Plain Rd			Westbound NE 4th Plain Rd			Total
	In	Out	Total	In	Out	Total	In	Out	Total	In	Out	Total	
Volume	1	1	2	1	1	2	9	7	16	8	10	18	19
PHF	0.25			0.25			0.45			0.50			0.59

By Movement	Northbound NE Vancouver Place				Southbound NE Vancouver Place				Eastbound NE 4th Plain Rd				Westbound NE 4th Plain Rd				Total
	L	T	R	Total	L	T	R	Total	L	T	R	Total	L	T	R	Total	
Volume	0	0	1	1	0	1	0	1	0	9	0	9	0	7	1	8	19
PHF	0.00	0.00	0.25	0.25	0.00	0.25	0.00	0.25	0.00	0.45	0.00	0.45	0.00	0.44	0.25	0.50	0.59

Heavy Vehicle Rolling Hour Summary 4:00 PM to 6:00 PM

Interval Start Time	Northbound NE Vancouver Place				Southbound NE Vancouver Place				Eastbound NE 4th Plain Rd				Westbound NE 4th Plain Rd				Interval Total
	L	T	R	Total	L	T	R	Total	L	T	R	Total	L	T	R	Total	
4:00 PM	1	0	4	5	0	0	1	1	2	14	0	16	0	11	1	12	34
4:15 PM	0	0	3	3	0	0	1	1	1	9	0	10	0	8	0	8	22
4:30 PM	0	0	1	1	0	1	1	2	0	8	0	8	0	8	1	9	20
4:45 PM	0	0	1	1	0	1	1	2	1	11	0	12	0	6	1	7	22
5:00 PM	0	0	0	0	1	1	1	3	1	11	0	12	0	4	1	5	20

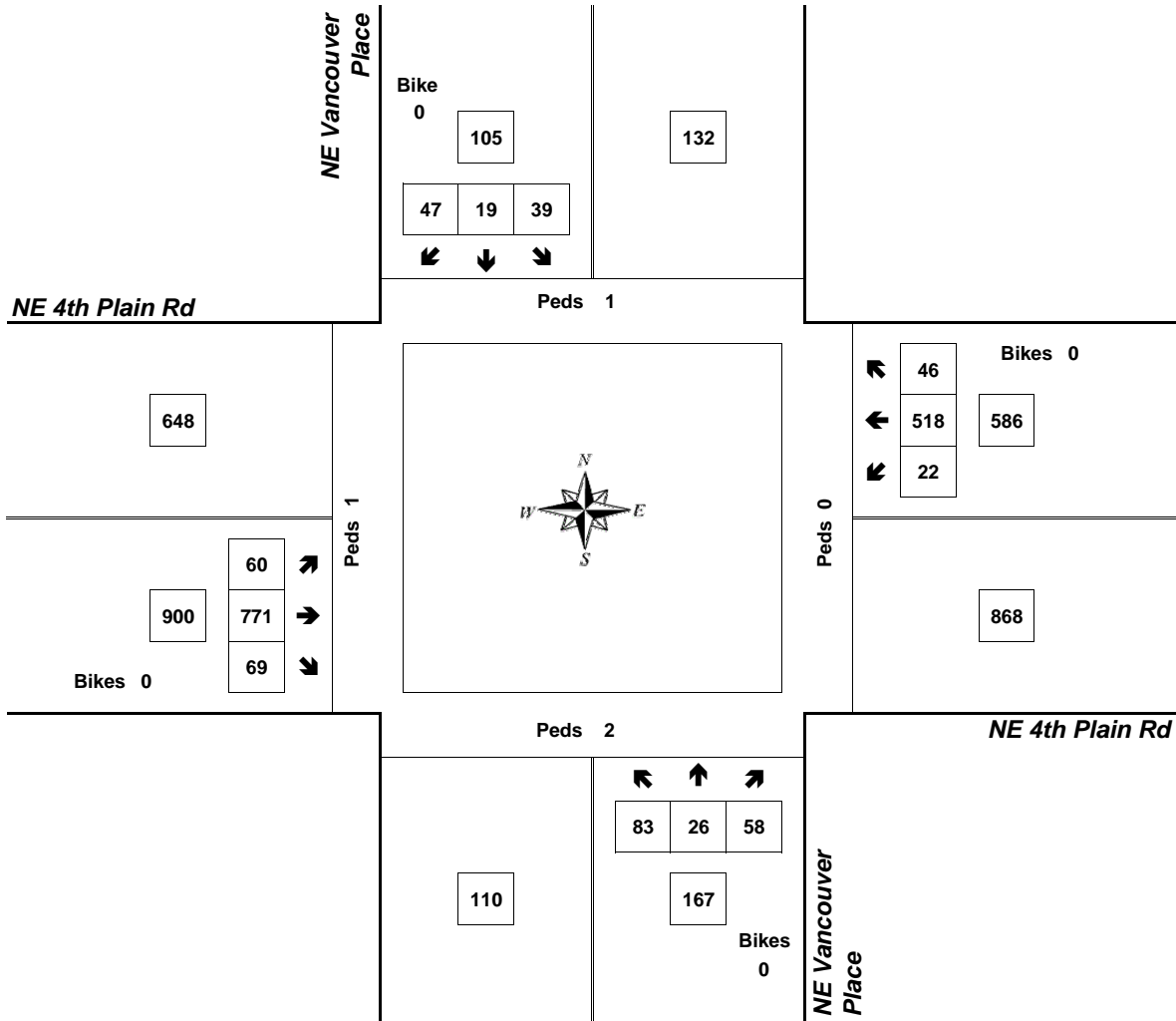
Peak Hour Summary



Clay Carney
(503) 833-2740

NE Vancouver Place & NE 4th Plain Rd

4:35 PM to 5:35 PM
Tuesday, March 07, 2006



Approach	PHF	HV%	Volume
EB	0.94	1.0%	900
WB	0.88	1.4%	586
NB	0.77	0.6%	167
SB	0.80	1.0%	105
Intersection	0.92	1.1%	1,758

Count Period: 4:00 PM to 6:00 PM