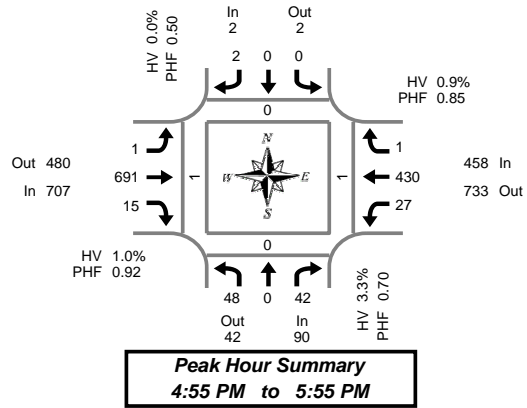


Total Vehicle Summary



Clay Carney
(503) 833-2740



NE 27th Ave & NE 134th St

Wednesday, March 01, 2006

4:00 PM to 6:00 PM

Peak Hour Summary
4:55 PM to 5:55 PM

5-Minute Interval Summary

4:00 PM to 6:00 PM

Interval Start Time	Northbound NE 27th Ave				Southbound NE 27th Ave				Eastbound NE 134th St				Westbound NE 134th St				Interval Total	Pedestrians Crosswalk			
	L	T	R	Bikes	L	T	R	Bikes	L	T	R	Bikes	L	T	R	Bikes		North	South	East	West
4:00 PM	2	0	4	0	0	0	0	0	0	65	1	0	3	26	0	0	101	0	0	0	0
4:05 PM	5	0	3	0	0	0	0	0	0	47	1	0	3	33	0	0	92	0	0	0	0
4:10 PM	4	0	5	0	0	0	0	0	0	28	0	0	2	65	0	0	104	0	0	0	1
4:15 PM	8	0	7	0	0	0	0	0	0	42	2	0	1	54	0	0	114	0	0	0	0
4:20 PM	3	0	5	0	0	0	0	0	0	43	1	0	2	33	0	0	87	0	0	0	0
4:25 PM	1	0	3	0	0	0	0	0	0	35	0	0	1	25	0	0	65	0	0	0	0
4:30 PM	3	0	0	0	0	0	0	0	0	47	0	0	5	41	0	0	96	0	0	0	0
4:35 PM	9	0	1	0	0	0	1	0	0	44	0	0	2	41	0	0	98	0	0	0	0
4:40 PM	4	0	3	0	1	0	0	0	0	38	1	0	4	30	0	0	81	0	0	0	0
4:45 PM	3	0	5	0	1	0	0	0	0	42	2	0	4	31	0	0	88	0	0	2	0
4:50 PM	3	0	3	0	0	0	0	0	0	45	0	0	1	33	0	0	85	0	0	0	0
4:55 PM	1	0	5	0	0	0	0	0	0	52	1	0	1	33	0	0	93	0	0	0	0
5:00 PM	3	0	5	0	0	0	0	0	0	51	1	0	1	28	0	0	89	0	0	0	0
5:05 PM	1	0	2	0	0	0	0	0	0	40	4	0	1	39	0	0	87	0	0	0	0
5:10 PM	3	0	6	0	0	0	1	0	0	60	2	0	3	34	0	0	109	0	0	0	0
5:15 PM	5	0	1	0	0	0	0	0	0	59	0	0	4	33	0	0	102	0	0	0	0
5:20 PM	5	0	3	0	0	0	0	0	0	66	0	0	2	33	0	0	109	0	0	0	0
5:25 PM	2	0	4	0	0	0	0	0	0	58	2	0	0	31	1	0	98	0	0	0	0
5:30 PM	3	0	2	0	0	0	1	0	1	64	1	0	2	31	0	0	105	0	0	1	0
5:35 PM	7	0	0	0	0	0	0	0	0	65	2	0	3	44	0	0	121	0	0	0	0
5:40 PM	1	0	2	0	0	0	0	0	0	59	1	0	3	51	0	0	117	0	0	0	0
5:45 PM	11	0	7	0	0	0	0	0	0	57	0	0	5	29	0	0	109	0	0	0	0
5:50 PM	6	0	5	0	0	0	0	0	0	60	1	0	2	44	0	0	118	0	0	0	1
5:55 PM	3	0	2	0	0	0	0	0	0	34	2	0	1	39	0	0	81	0	0	0	0
Total Survey	96	0	83	0	2	0	3	0	1	1,201	25	0	56	881	1	0	2,349	0	0	3	2

15-Minute Interval Summary

4:00 PM to 6:00 PM

Interval Start Time	Northbound NE 27th Ave				Southbound NE 27th Ave				Eastbound NE 134th St				Westbound NE 134th St				Interval Total	Pedestrians Crosswalk			
	L	T	R	Bikes	L	T	R	Bikes	L	T	R	Bikes	L	T	R	Bikes		North	South	East	West
4:00 PM	11	0	12	0	0	0	0	0	0	140	2	0	8	124	0	0	297	0	0	0	1
4:15 PM	12	0	15	0	0	0	0	0	0	120	3	0	4	112	0	0	266	0	0	0	0
4:30 PM	16	0	4	0	1	0	1	0	0	129	1	0	11	112	0	0	275	0	0	0	0
4:45 PM	7	0	13	0	1	0	0	0	0	139	3	0	6	97	0	0	266	0	0	2	0
5:00 PM	7	0	13	0	0	0	1	0	0	151	7	0	5	101	0	0	285	0	0	0	0
5:15 PM	12	0	8	0	0	0	0	0	0	183	2	0	6	97	1	0	309	0	0	0	0
5:30 PM	11	0	4	0	0	0	1	0	1	188	4	0	8	126	0	0	343	0	0	1	0
5:45 PM	20	0	14	0	0	0	0	0	0	151	3	0	8	112	0	0	308	0	0	0	1
Total Survey	96	0	83	0	2	0	3	0	1	1,201	25	0	56	881	1	0	2,349	0	0	3	2

Peak Hour Summary

4:55 PM to 5:55 PM

By Approach	Northbound NE 27th Ave				Southbound NE 27th Ave				Eastbound NE 134th St				Westbound NE 134th St				Total	Pedestrians Crosswalk			
	In	Out	Total	Bikes	In	Out	Total	Bikes	In	Out	Total	Bikes	In	Out	Total	Bikes		North	South	East	West
Volume	90	42	132	0	2	2	4	0	707	480	1,187	0	458	733	1,191	0	1,257	0	0	1	1
%HV	3.3%				0.0%				1.0%				0.9%				1.1%				
PHF	0.70				0.50				0.92				0.85				0.91				

By Movement	Northbound NE 27th Ave				Southbound NE 27th Ave				Eastbound NE 134th St				Westbound NE 134th St				Total				
	L	T	R	Total	L	T	R	Total	L	T	R	Total	L	T	R	Total					
Volume	48	0	42	90	0	0	2	2	1	691	15	707	27	430	1	458	1,257				
%HV	4.2%	0.0%	2.4%	3.3%	0.0%	0.0%	0.0%	0.0%	0.0%	0.9%	6.7%	1.0%	0.0%	0.9%	0.0%	0.9%	1.1%				
PHF	0.63	0.00	0.75	0.70	0.00	0.00	0.50	0.50	0.25	0.92	0.54	0.92	0.61	0.85	0.25	0.85	0.91				

Rolling Hour Summary

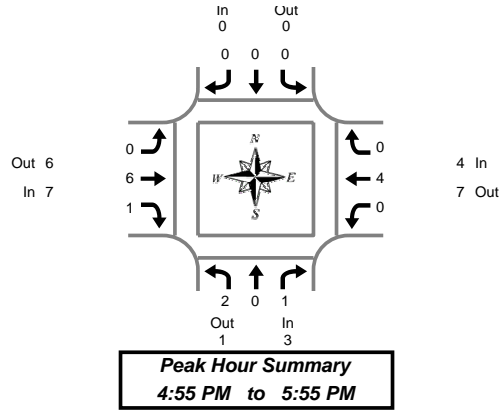
4:00 PM to 6:00 PM

Interval Start Time	Northbound NE 27th Ave				Southbound NE 27th Ave				Eastbound NE 134th St				Westbound NE 134th St				Interval Total	Pedestrians Crosswalk			
	L	T	R	Bikes	L	T	R	Bikes	L	T	R	Bikes	L	T	R	Bikes		North	South	East	West
4:00 PM	46	0	44	0	2	0	1	0	0	528	9	0	29	445	0	0	1,104	0	0	2	1
4:15 PM	42	0	45	0	2	0	2	0	0	539	14	0	26	422	0	0	1,092	0	0	2	0
4:30 PM	42	0	38	0	2	0	2	0	0	602	13	0	28	407	1	0	1,135	0	0	2	0
4:45 PM	37	0	38	0	1	0	2	0	1	661	16	0	25	421	1	0	1,203	0	0	3	0
5:00 PM	50	0	39	0	0	0	2	0	1	673	16	0	27	436	1	0	1,245	0	0	1	1

Heavy Vehicle Summary



Clay Carney
(503) 833-2740



NE 27th Ave & NE 134th St

Wednesday, March 01, 2006

4:00 PM to 6:00 PM

Heavy Vehicle 5-Minute Interval Summary 4:00 PM to 6:00 PM

Interval Start Time	Northbound NE 27th Ave				Southbound NE 27th Ave				Eastbound NE 134th St				Westbound NE 134th St				Interval Total
	L	T	R	Total	L	T	R	Total	L	T	R	Total	L	T	R	Total	
4:00 PM	1	0	0	1	0	0	0	0	0	1	0	1	0	1	0	1	3
4:05 PM	0	0	0	0	0	0	0	0	0	1	0	1	0	1	0	1	2
4:10 PM	0	0	0	0	0	0	0	0	0	2	0	2	0	1	0	1	3
4:15 PM	0	0	0	0	0	0	0	0	0	0	1	1	0	1	0	1	2
4:20 PM	0	0	0	0	0	0	0	0	0	0	0	0	0	0	0	0	0
4:25 PM	0	0	0	0	0	0	0	0	0	1	0	1	0	0	0	0	1
4:30 PM	0	0	0	0	0	0	0	0	0	0	0	0	0	0	0	0	0
4:35 PM	0	0	0	0	0	0	0	0	0	2	0	2	0	0	0	0	2
4:40 PM	0	0	0	0	0	0	0	0	0	0	0	0	0	2	0	2	2
4:45 PM	0	0	0	0	0	0	0	0	0	1	0	1	0	1	0	1	2
4:50 PM	0	0	0	0	0	0	0	0	0	0	0	0	0	2	0	2	2
4:55 PM	0	0	1	1	0	0	0	0	0	2	0	2	0	0	0	0	3
5:00 PM	0	0	0	0	0	0	0	0	0	2	0	2	0	0	0	0	2
5:05 PM	1	0	0	1	0	0	0	0	0	0	1	1	0	0	0	0	2
5:10 PM	1	0	0	1	0	0	0	0	0	0	0	0	0	1	0	1	2
5:15 PM	0	0	0	0	0	0	0	0	0	0	0	0	0	1	0	1	1
5:20 PM	0	0	0	0	0	0	0	0	0	0	0	0	0	0	0	0	0
5:25 PM	0	0	0	0	0	0	0	0	0	0	0	0	0	0	0	0	0
5:30 PM	0	0	0	0	0	0	0	0	0	0	0	0	0	0	0	0	0
5:35 PM	0	0	0	0	0	0	0	0	0	0	0	0	0	0	0	0	0
5:40 PM	0	0	0	0	0	0	0	0	0	1	0	1	0	1	0	1	2
5:45 PM	0	0	0	0	0	0	0	0	0	0	0	0	0	0	0	0	0
5:50 PM	0	0	0	0	0	0	0	0	0	1	0	1	0	1	0	1	2
5:55 PM	0	0	0	0	0	0	0	0	0	0	0	0	0	1	0	1	1
Total Survey	3	0	1	4	0	0	0	0	0	14	2	16	0	14	0	14	34

Heavy Vehicle 15-Minute Interval Summary 4:00 PM to 6:00 PM

Interval Start Time	Northbound NE 27th Ave				Southbound NE 27th Ave				Eastbound NE 134th St				Westbound NE 134th St				Interval Total
	L	T	R	Total	L	T	R	Total	L	T	R	Total	L	T	R	Total	
4:00 PM	1	0	0	1	0	0	0	0	0	4	0	4	0	3	0	3	8
4:15 PM	0	0	0	0	0	0	0	0	0	1	1	2	0	1	0	1	3
4:30 PM	0	0	0	0	0	0	0	0	0	2	0	2	0	2	0	2	4
4:45 PM	0	0	1	1	0	0	0	0	0	3	0	3	0	3	0	3	7
5:00 PM	2	0	0	2	0	0	0	0	0	2	1	3	0	1	0	1	6
5:15 PM	0	0	0	0	0	0	0	0	0	0	0	0	0	1	0	1	1
5:30 PM	0	0	0	0	0	0	0	0	0	1	0	1	0	1	0	1	2
5:45 PM	0	0	0	0	0	0	0	0	0	1	0	1	0	2	0	2	3
Total Survey	3	0	1	4	0	0	0	0	0	14	2	16	0	14	0	14	34

Heavy Vehicle Peak Hour Summary 4:55 PM to 5:55 PM

By Approach	Northbound NE 27th Ave			Southbound NE 27th Ave			Eastbound NE 134th St			Westbound NE 134th St			Total
	In	Out	Total	In	Out	Total	In	Out	Total	In	Out	Total	
Volume	3	1	4	0	0	0	7	6	13	4	7	11	14
PHF	0.38			0.00			0.35			0.50			0.50

By Movement	Northbound NE 27th Ave				Southbound NE 27th Ave				Eastbound NE 134th St				Westbound NE 134th St				Total
	L	T	R	Total	L	T	R	Total	L	T	R	Total	L	T	R	Total	
Volume	2	0	1	3	0	0	0	0	0	6	1	7	0	4	0	4	14
PHF	0.25	0.00	0.25	0.38	0.00	0.00	0.00	0.00	0.00	0.38	0.25	0.35	0.00	0.50	0.00	0.50	0.50

Heavy Vehicle Rolling Hour Summary 4:00 PM to 6:00 PM

Interval Start Time	Northbound NE 27th Ave				Southbound NE 27th Ave				Eastbound NE 134th St				Westbound NE 134th St				Interval Total
	L	T	R	Total	L	T	R	Total	L	T	R	Total	L	T	R	Total	
4:00 PM	1	0	1	2	0	0	0	0	0	10	1	11	0	9	0	9	22
4:15 PM	2	0	1	3	0	0	0	0	0	8	2	10	0	7	0	7	20
4:30 PM	2	0	1	3	0	0	0	0	0	7	1	8	0	7	0	7	18
4:45 PM	2	0	1	3	0	0	0	0	0	6	1	7	0	6	0	6	16
5:00 PM	2	0	0	2	0	0	0	0	0	4	1	5	0	5	0	5	12

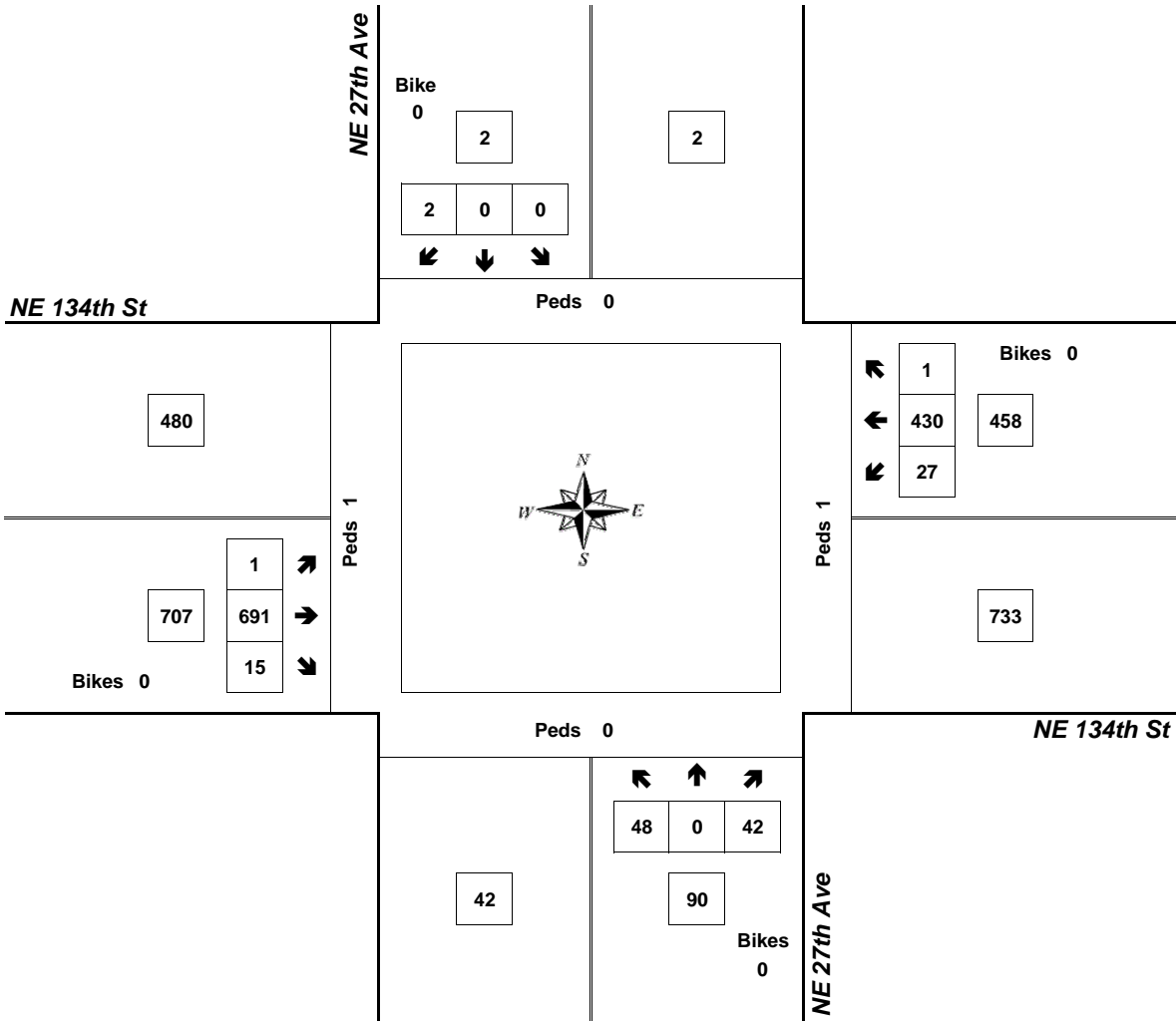
Peak Hour Summary



Clay Carney
(503) 833-2740

NE 27th Ave & NE 134th St

4:55 PM to 5:55 PM
Wednesday, March 01, 2006



Approach	PHF	HV%	Volume
EB	0.92	1.0%	707
WB	0.85	0.9%	458
NB	0.70	3.3%	90
SB	0.50	0.0%	2
Intersection	0.91	1.1%	1,257

Count Period: 4:00 PM to 6:00 PM