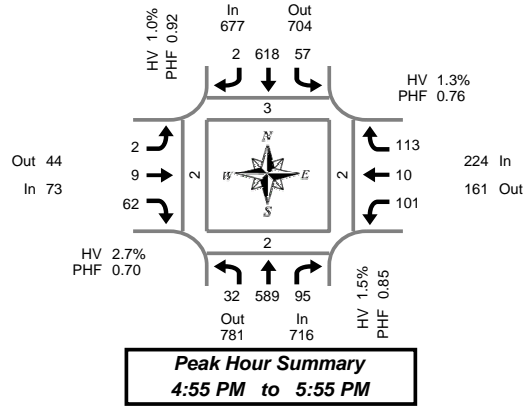


Total Vehicle Summary



Clay Carney
(503) 833-2740



NE 20th Ave & NE 139th St

Thursday, March 02, 2006

4:00 PM to 6:00 PM

5-Minute Interval Summary

4:00 PM to 6:00 PM

Interval Start Time	Northbound NE 20th Ave				Southbound NE 20th Ave				Eastbound NE 139th St				Westbound NE 139th St				Interval Total	Pedestrians Crosswalk			
	L	T	R	Bikes	L	T	R	Bikes	L	T	R	Bikes	L	T	R	Bikes		North	South	East	West
4:00 PM	4	43	5	0	7	40	0	0	1	0	2	0	4	1	3	0	110	0	0	0	1
4:05 PM	1	63	5	0	3	43	0	0	0	0	6	0	9	1	7	0	138	0	0	0	0
4:10 PM	2	40	9	0	6	44	1	0	0	0	0	0	7	1	6	0	116	0	0	0	0
4:15 PM	2	39	6	0	3	52	2	0	2	0	3	0	6	1	7	0	123	0	0	1	0
4:20 PM	3	56	5	0	6	51	0	0	0	0	1	0	6	1	6	0	135	2	0	1	0
4:25 PM	4	42	5	0	4	34	0	0	1	0	4	0	3	0	10	0	107	0	1	1	0
4:30 PM	3	50	7	0	5	54	0	0	1	0	4	0	16	4	10	0	154	0	0	0	0
4:35 PM	1	43	7	0	8	40	1	0	1	2	2	0	11	3	9	0	128	0	0	0	0
4:40 PM	2	35	2	0	8	54	0	0	2	1	3	0	12	0	6	0	125	0	0	0	0
4:45 PM	5	41	8	0	8	56	1	0	0	0	2	0	9	1	8	0	139	0	0	0	0
4:50 PM	2	35	5	0	4	51	0	0	1	2	3	0	16	2	11	0	132	1	0	0	0
4:55 PM	1	52	8	0	3	44	0	0	0	0	2	0	10	2	8	0	130	0	0	0	0
5:00 PM	2	67	8	0	3	48	0	0	0	2	7	0	7	1	9	0	154	0	0	0	0
5:05 PM	3	43	6	0	4	49	0	0	0	0	3	0	9	0	10	0	127	2	0	1	1
5:10 PM	2	40	6	0	6	47	0	0	0	1	4	0	8	1	4	0	119	0	0	0	0
5:15 PM	6	57	12	0	6	67	1	0	0	0	5	0	7	1	6	0	168	0	0	0	0
5:20 PM	6	45	9	0	5	46	0	0	1	1	4	0	5	1	11	0	134	0	0	0	0
5:25 PM	3	60	13	0	4	53	1	0	0	1	3	0	9	1	12	0	160	0	0	1	1
5:30 PM	3	47	5	0	6	56	0	0	0	2	9	0	7	0	12	0	147	0	0	0	0
5:35 PM	3	34	4	0	2	57	0	0	0	0	10	0	15	1	12	0	138	0	0	0	0
5:40 PM	1	42	10	0	6	46	0	0	1	0	4	0	12	0	15	0	137	0	0	0	0
5:45 PM	1	48	10	0	5	43	0	0	0	1	7	0	5	1	6	0	127	0	0	0	0
5:50 PM	1	54	4	0	7	62	0	0	0	1	4	0	7	1	8	0	149	1	2	0	0
5:55 PM	4	42	3	0	3	56	0	0	0	0	0	0	7	0	3	0	118	0	0	0	0
Total Survey	65	1,118	162	0	122	1,193	7	0	11	14	92	0	207	25	199	0	3,215	6	3	5	3

15-Minute Interval Summary

4:00 PM to 6:00 PM

Interval Start Time	Northbound NE 20th Ave				Southbound NE 20th Ave				Eastbound NE 139th St				Westbound NE 139th St				Interval Total	Pedestrians Crosswalk			
	L	T	R	Bikes	L	T	R	Bikes	L	T	R	Bikes	L	T	R	Bikes		North	South	East	West
4:00 PM	7	146	19	0	16	127	1	0	1	0	8	0	20	3	16	0	364	0	0	0	1
4:15 PM	9	137	16	0	13	137	2	0	3	0	8	0	15	2	23	0	365	2	1	3	0
4:30 PM	6	128	16	0	21	148	1	0	4	3	9	0	39	7	25	0	407	0	0	0	0
4:45 PM	8	128	21	0	15	151	1	0	1	2	7	0	35	5	27	0	401	1	0	0	0
5:00 PM	7	150	20	0	13	144	0	0	0	3	14	0	24	2	23	0	400	2	0	1	1
5:15 PM	15	162	34	0	15	166	2	0	1	2	12	0	21	3	29	0	462	0	0	1	1
5:30 PM	7	123	19	0	14	159	0	0	1	2	23	0	34	1	39	0	422	0	0	0	0
5:45 PM	6	144	17	0	15	161	0	0	0	2	11	0	19	2	17	0	394	1	2	0	0
Total Survey	65	1,118	162	0	122	1,193	7	0	11	14	92	0	207	25	199	0	3,215	6	3	5	3

Peak Hour Summary

4:55 PM to 5:55 PM

By Approach	Northbound NE 20th Ave				Southbound NE 20th Ave				Eastbound NE 139th St				Westbound NE 139th St				Total	Pedestrians Crosswalk			
	In	Out	Total	Bikes	In	Out	Total	Bikes	In	Out	Total	Bikes	In	Out	Total	Bikes		North	South	East	West
Volume	716	781	1,497	0	677	704	1,381	0	73	44	117	0	224	161	385	0	1,690	3	2	2	2
%HV	1.5%				1.0%				2.7%				1.3%				1.4%				
PHF	0.85				0.92				0.70				0.76				0.91				

By Movement	Northbound NE 20th Ave				Southbound NE 20th Ave				Eastbound NE 139th St				Westbound NE 139th St				Total
	L	T	R	Total	L	T	R	Total	L	T	R	Total	L	T	R	Total	
Volume	32	539	95	716	57	618	2	677	2	9	62	73	101	10	113	224	1,690
%HV	6.3%	1.5%	0.0%	1.5%	1.8%	1.0%	0.0%	1.0%	0.0%	0.0%	3.2%	2.7%	1.0%	10.0%	0.9%	1.3%	1.4%
PHF	0.53	0.91	0.70	0.85	0.79	0.93	0.25	0.92	0.50	0.56	0.67	0.70	0.74	0.83	0.72	0.76	0.91

Rolling Hour Summary

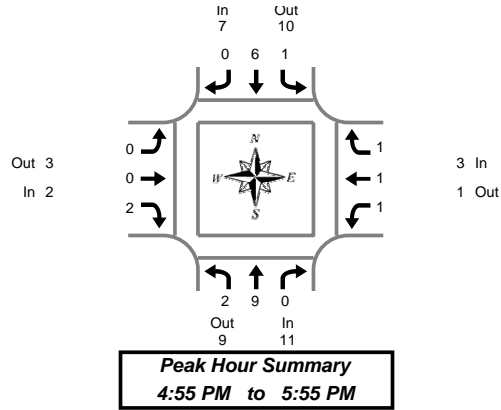
4:00 PM to 6:00 PM

Interval Start Time	Northbound NE 20th Ave				Southbound NE 20th Ave				Eastbound NE 139th St				Westbound NE 139th St				Interval Total	Pedestrians Crosswalk			
	L	T	R	Bikes	L	T	R	Bikes	L	T	R	Bikes	L	T	R	Bikes		North	South	East	West
4:00 PM	30	539	72	0	65	563	5	0	9	5	32	0	109	17	91	0	1,537	3	1	3	1
4:15 PM	30	543	73	0	62	580	4	0	8	8	38	0	113	16	98	0	1,573	5	1	4	1
4:30 PM	36	568	91	0	64	609	4	0	6	10	42	0	119	17	104	0	1,670	3	0	2	2
4:45 PM	37	563	94	0	57	620	3	0	3	9	56	0	114	11	118	0	1,685	3	0	2	2
5:00 PM	35	579	90	0	57	630	2	0	2	9	60	0	98	8	108	0	1,678	3	2	2	2

Heavy Vehicle Summary



Clay Carney
(503) 833-2740



NE 20th Ave & NE 139th St

Thursday, March 02, 2006

4:00 PM to 6:00 PM

Heavy Vehicle 5-Minute Interval Summary

4:00 PM to 6:00 PM

Interval Start Time	Northbound NE 20th Ave				Southbound NE 20th Ave				Eastbound NE 139th St				Westbound NE 139th St				Interval Total
	L	T	R	Total	L	T	R	Total	L	T	R	Total	L	T	R	Total	
4:00 PM	0	2	0	2	0	0	0	0	0	0	0	0	0	0	0	0	2
4:05 PM	0	1	0	1	0	0	0	0	0	0	2	2	1	1	0	0	5
4:10 PM	0	0	0	0	0	3	0	3	0	0	0	0	0	0	0	0	3
4:15 PM	0	0	1	1	0	1	0	1	0	0	0	0	0	0	0	0	2
4:20 PM	0	1	1	2	0	0	0	0	0	0	0	0	1	0	0	1	3
4:25 PM	1	0	0	1	0	0	0	0	0	0	0	0	0	0	2	2	3
4:30 PM	0	1	1	2	1	0	0	1	1	0	0	1	0	0	1	1	5
4:35 PM	0	0	0	0	0	2	0	2	0	0	0	0	0	0	0	0	2
4:40 PM	0	0	1	1	0	0	0	0	0	0	0	0	0	1	1	1	2
4:45 PM	0	1	0	1	0	0	0	0	0	0	0	0	2	1	0	3	4
4:50 PM	0	0	0	0	1	1	0	2	0	0	0	0	0	0	0	0	2
4:55 PM	0	0	0	0	0	0	0	0	0	0	0	0	0	0	0	0	0
5:00 PM	0	1	0	1	0	1	0	1	0	0	0	0	0	0	0	0	2
5:05 PM	1	3	0	4	0	0	0	0	0	0	0	0	1	0	0	1	5
5:10 PM	1	0	0	1	1	0	0	1	0	0	0	0	0	0	0	0	2
5:15 PM	0	0	0	0	0	0	0	0	0	0	0	0	0	0	0	0	0
5:20 PM	0	1	0	1	0	0	0	0	0	0	0	0	0	0	0	0	1
5:25 PM	0	1	0	1	0	2	0	2	0	0	0	0	0	1	0	1	4
5:30 PM	0	0	0	0	0	1	0	1	0	0	0	0	0	0	0	0	1
5:35 PM	0	0	0	0	0	0	0	0	0	1	1	1	0	0	1	1	2
5:40 PM	0	2	0	2	0	1	0	1	0	0	1	1	0	0	0	0	4
5:45 PM	0	0	0	0	0	0	0	0	0	0	0	0	0	0	0	0	0
5:50 PM	0	1	0	1	0	1	0	1	0	0	0	0	0	0	0	0	2
5:55 PM	0	0	0	0	0	0	0	0	0	0	0	0	1	0	0	1	1
Total Survey	3	15	4	22	3	13	0	16	1	0	4	5	6	3	5	14	57

Heavy Vehicle 15-Minute Interval Summary

4:00 PM to 6:00 PM

Interval Start Time	Northbound NE 20th Ave			Total	Southbound NE 20th Ave			Total	Eastbound NE 139th St			Total	Westbound NE 139th St			Total	
	L	T	R		L	T	R		L	T	R		L	T	R		
4:00 PM	0	3	0	3	0	3	0	3	0	2	2	2	1	1	0	2	10
4:15 PM	1	1	2	4	0	1	0	1	0	0	0	0	1	0	2	3	8
4:30 PM	0	1	2	3	1	2	0	3	1	0	0	1	0	0	2	2	9
4:45 PM	0	1	0	1	1	1	0	2	0	0	0	0	2	1	0	3	6
5:00 PM	2	4	0	6	1	1	0	2	0	0	0	0	1	0	0	1	9
5:15 PM	0	2	0	2	0	2	0	2	0	0	0	0	0	1	0	1	5
5:30 PM	0	2	0	2	0	2	0	2	0	0	2	2	0	0	1	1	7
5:45 PM	0	1	0	1	0	1	0	1	0	0	0	0	1	0	0	1	3
Total Survey	3	15	4	22	3	13	0	16	1	0	4	5	6	3	5	14	57

Heavy Vehicle Peak Hour Summary

4:55 PM to 5:55 PM

By Approach	Northbound NE 20th Ave			Total	Southbound NE 20th Ave			Total	Eastbound NE 139th St			Total	Westbound NE 139th St			Total	
	In	Out	Total		In	Out	Total		In	Out	Total		In	Out	Total		
Volume	11	9	20		7	10	17		2	3	5		3	1	4		23
PHF	0.46				0.58				0.25				0.38				0.64

By Movement	Northbound NE 20th Ave			Total	Southbound NE 20th Ave			Total	Eastbound NE 139th St			Total	Westbound NE 139th St			Total	
	L	T	R		L	T	R		L	T	R		L	T	R		
Volume	2	9	0	11	1	6	0	7	0	0	2	2	1	1	1	3	23
PHF	0.25	0.56	0.00	0.46	0.25	0.50	0.00	0.58	0.00	0.00	0.25	0.25	0.25	0.25	0.25	0.38	0.64

Heavy Vehicle Rolling Hour Summary

4:00 PM to 6:00 PM

Interval Start Time	Northbound NE 20th Ave				Southbound NE 20th Ave				Eastbound NE 139th St				Westbound NE 139th St				Interval Total
	L	T	R	Total	L	T	R	Total	L	T	R	Total	L	T	R	Total	
4:00 PM	1	6	4	11	2	7	0	9	1	0	2	3	4	2	4	10	33
4:15 PM	3	7	4	14	3	5	0	8	1	0	0	1	4	1	4	9	32
4:30 PM	2	8	2	12	3	6	0	9	1	0	0	1	3	2	2	7	29
4:45 PM	2	9	0	11	2	6	0	8	0	0	2	2	3	2	1	6	27
5:00 PM	2	9	0	11	1	6	0	7	0	0	2	2	2	1	1	4	24

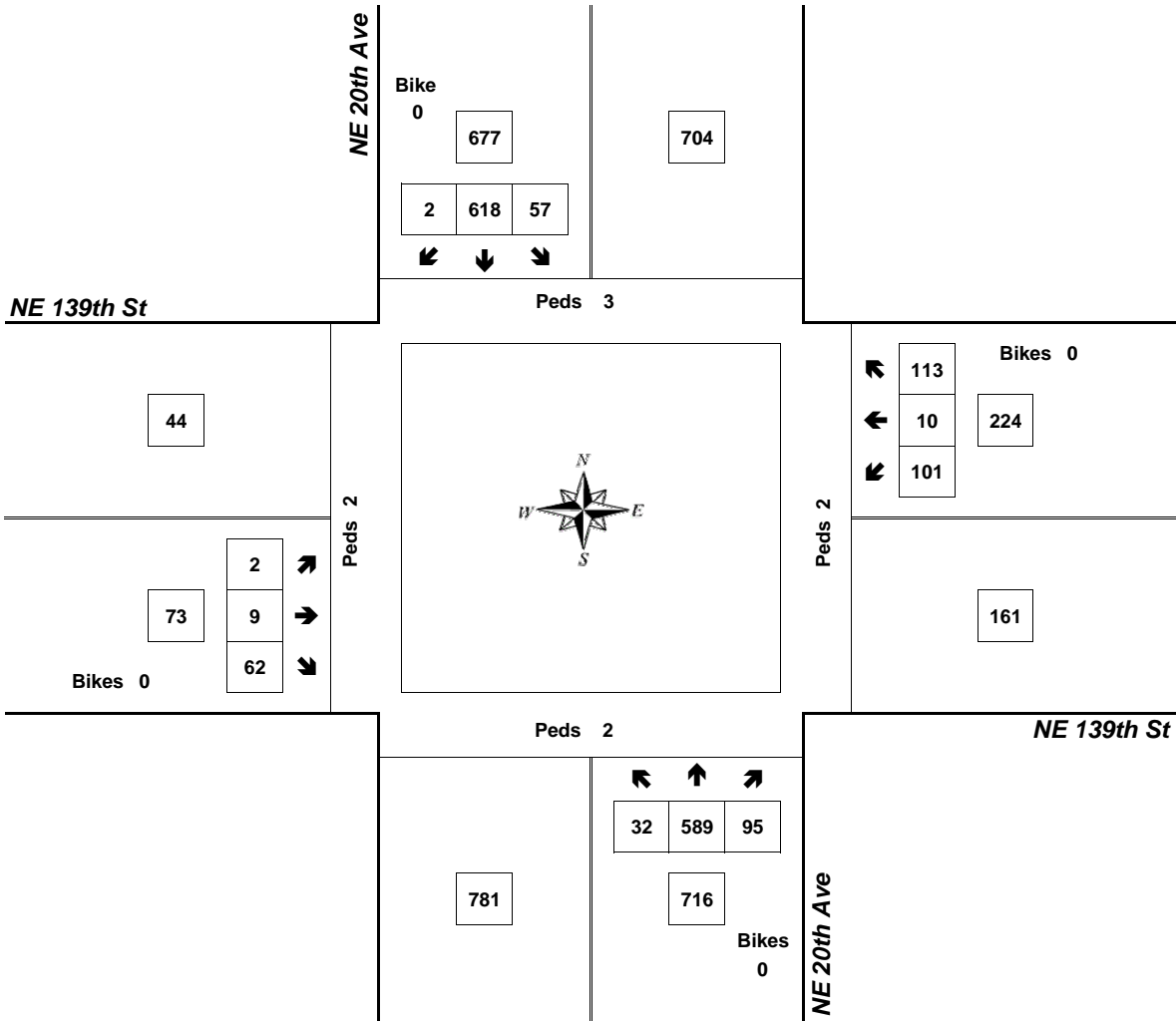
Peak Hour Summary



Clay Carney
(503) 833-2740

NE 20th Ave & NE 139th St

4:55 PM to 5:55 PM
Thursday, March 02, 2006



Approach	PHF	HV%	Volume
EB	0.70	2.7%	73
WB	0.76	1.3%	224
NB	0.85	1.5%	716
SB	0.92	1.0%	677
Intersection	0.91	1.4%	1,690

Count Period: 4:00 PM to 6:00 PM