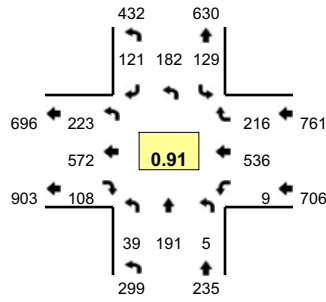
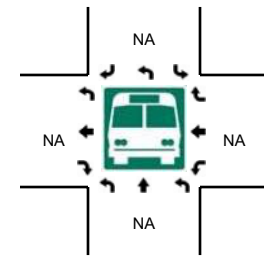
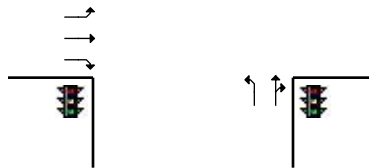
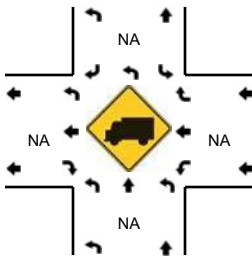
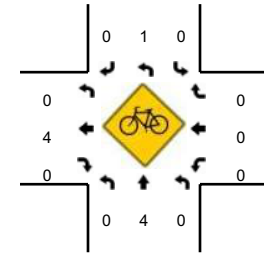
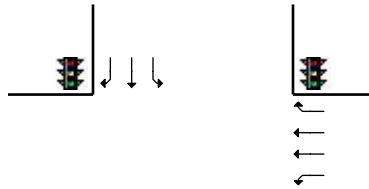
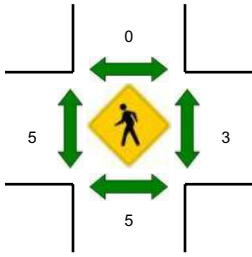
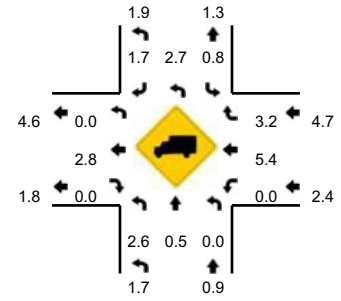


**LOCATION:** NE 152nd Ave -- NE Padden Pkwy  
**CITY/STATE:** Vancouver, WA

**QC JOB #:** 14655128  
**DATE:** Wed, Mar 21 2018



**Peak-Hour: 4:45 PM -- 5:45 PM**  
**Peak 15-Min: 5:10 PM -- 5:25 PM**



5-Min Count Period Beginning At	NE 152nd Ave (Northbound)				NE 152nd Ave (Southbound)				NE Padden Pkwy (Eastbound)				NE Padden Pkwy (Westbound)				Total	Hourly Totals
	Left	Thru	Right	U	Left	Thru	Right	U	Left	Thru	Right	U	Left	Thru	Right	U		
4:00 PM	3	17	2	0	8	12	13	0	15	33	6	0	0	38	15	0	162	
4:05 PM	3	8	2	0	3	15	13	0	15	25	1	0	0	52	13	0	150	
4:10 PM	2	11	1	0	7	20	15	0	16	27	7	0	0	30	20	0	156	
4:15 PM	1	18	0	0	9	16	7	0	15	46	8	0	0	62	15	0	197	
4:20 PM	6	17	1	0	6	18	8	0	11	48	7	0	0	42	10	0	174	
4:25 PM	1	21	1	0	7	15	14	0	18	37	12	0	0	47	19	0	192	
4:30 PM	1	8	0	0	7	17	9	0	21	60	8	0	0	41	8	0	180	
4:35 PM	12	13	0	0	6	19	17	0	8	33	3	0	0	31	10	0	152	
4:40 PM	4	9	3	0	8	13	10	0	14	45	8	0	0	42	20	0	176	
4:45 PM	0	17	1	0	9	12	7	0	16	39	13	0	0	44	23	0	181	
4:50 PM	4	16	0	0	5	15	12	0	14	51	5	0	0	53	15	0	190	
4:55 PM	4	13	0	0	15	9	6	0	10	39	5	0	3	42	19	0	165	2075
5:00 PM	1	10	0	0	7	15	7	0	20	44	7	0	2	31	18	0	162	2075
5:05 PM	1	21	0	0	6	13	8	0	21	47	6	0	0	34	14	0	171	2096
5:10 PM	6	9	1	0	5	32	11	0	18	73	11	0	0	35	16	0	217	2157
5:15 PM	5	20	0	0	15	19	8	0	11	45	9	0	0	60	17	0	209	2169
5:20 PM	2	18	0	0	9	12	11	0	16	47	13	0	0	66	21	0	215	2210
5:25 PM	1	20	1	0	11	10	9	0	25	51	12	0	1	37	22	0	200	2218
5:30 PM	4	16	1	0	14	15	13	0	24	46	7	0	1	41	17	0	199	2237
5:35 PM	4	16	0	0	12	17	14	0	22	33	11	0	2	46	19	0	196	2281
5:40 PM	7	15	1	0	21	13	15	0	26	57	9	0	0	47	15	0	226	2331
5:45 PM	5	8	0	0	8	12	10	0	22	42	4	0	0	49	18	0	178	2328
5:50 PM	4	16	2	0	7	8	10	0	24	50	8	0	0	34	11	0	174	2312
5:55 PM	2	14	1	0	6	5	11	0	19	29	4	0	1	41	16	0	149	2296
Peak 15-Min Flowrates	Northbound				Southbound				Eastbound				Westbound				Total	
	Left	Thru	Right	U	Left	Thru	Right	U	Left	Thru	Right	U	Left	Thru	Right	U		
All Vehicles	52	188	4	0	116	252	120	0	180	660	132	0	0	644	216	0	2564	
Heavy Trucks	0	0	0		4	4	4		0	8	0		0	36	8		64	
Pedestrians		0				0				0				4			4	
Bicycles	0	3	0		0	1	0		0	4	0		0	0	0		8	
Railroad																		
Stopped Buses																		

Comments: