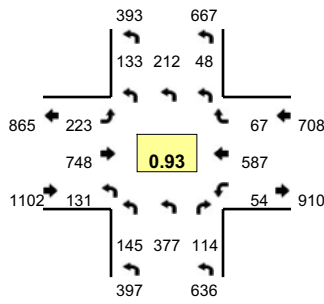
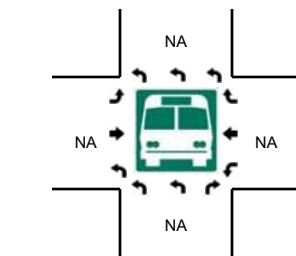
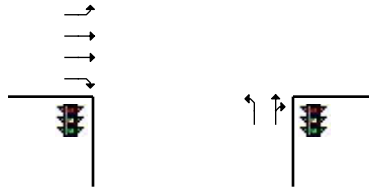
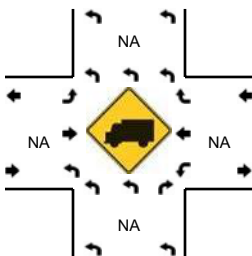
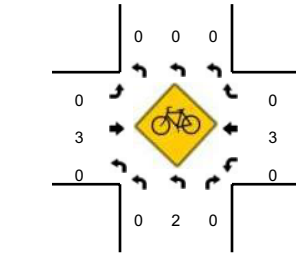
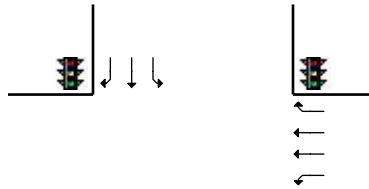
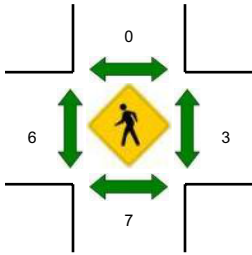
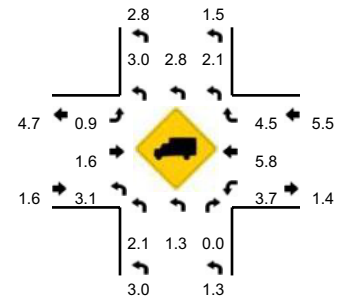


LOCATION: NE 137th Ave -- NE Padden Pkwy
CITY/STATE: Vancouver, WA

QC JOB #: 14655126
DATE: Wed, Mar 21 2018



Peak-Hour: 4:50 PM -- 5:50 PM
Peak 15-Min: 5:10 PM -- 5:25 PM



5-Min Count Period Beginning At	NE 137th Ave (Northbound)				NE 137th Ave (Southbound)				NE Padden Pkwy (Eastbound)				NE Padden Pkwy (Westbound)				Total	Hourly Totals
	Left	Thru	Right	U	Left	Thru	Right	U	Left	Thru	Right	U	Left	Thru	Right	U		
4:00 PM	16	28	9	0	1	10	3	0	11	40	13	1	9	40	2	0	183	
4:05 PM	11	20	6	0	3	11	6	0	12	35	8	0	4	55	7	0	178	
4:10 PM	15	25	9	0	5	10	5	0	12	34	10	0	5	45	6	0	181	
4:15 PM	8	41	7	0	1	15	8	0	26	56	15	0	7	24	5	0	213	
4:20 PM	13	22	7	0	7	21	7	0	19	62	15	0	5	68	6	0	252	
4:25 PM	17	27	9	0	5	15	6	0	22	62	15	0	3	56	9	0	246	
4:30 PM	10	28	12	0	1	14	9	0	22	63	15	0	7	47	4	0	232	
4:35 PM	16	28	7	0	2	12	6	0	15	43	7	0	2	49	2	0	189	
4:40 PM	7	46	11	0	3	21	8	0	15	47	12	0	4	50	5	0	229	
4:45 PM	13	27	5	0	5	12	9	0	16	64	7	0	2	48	2	0	210	
4:50 PM	9	38	9	0	3	17	8	0	20	61	18	0	2	47	7	0	239	
4:55 PM	6	31	3	0	4	21	16	0	12	42	9	0	1	53	7	0	205	2557
5:00 PM	12	26	9	0	2	17	3	0	21	66	5	0	3	20	2	0	186	2560
5:05 PM	9	26	12	0	7	16	11	0	7	72	9	0	5	38	7	0	219	2601
5:10 PM	14	27	11	0	6	22	6	0	25	71	13	0	7	52	2	0	256	2676
5:15 PM	15	23	8	0	2	18	9	0	21	66	12	0	4	63	6	0	247	2710
5:20 PM	18	41	12	0	3	19	11	0	21	61	16	0	3	52	3	0	260	2718
5:25 PM	14	29	14	0	4	20	18	0	27	54	13	0	5	42	8	0	248	2720
5:30 PM	19	32	7	0	2	17	10	0	21	69	9	0	5	45	2	0	238	2726
5:35 PM	10	30	10	0	9	17	15	0	11	68	13	0	6	63	9	0	261	2798
5:40 PM	9	37	13	0	3	14	16	0	27	56	9	0	5	37	6	0	232	2801
5:45 PM	10	37	6	0	3	14	10	0	10	62	5	0	8	75	8	0	248	2839
5:50 PM	12	37	13	0	3	14	4	0	9	62	16	0	6	27	4	0	207	2807
5:55 PM	13	23	9	0	1	8	4	0	17	41	14	0	6	46	4	0	186	2788
Peak 15-Min Flowrates	Northbound				Southbound				Eastbound				Westbound				Total	
	Left	Thru	Right	U	Left	Thru	Right	U	Left	Thru	Right	U	Left	Thru	Right	U		
All Vehicles	188	364	124	0	44	236	104	0	268	792	164	0	56	668	44	0	3052	
Heavy Trucks	0	4	0	0	0	0	4	0	4	8	0	0	0	36	0	0	56	
Pedestrians	0	0	0	0	0	0	0	0	0	0	0	0	0	0	0	0	0	
Bicycles	0	0	0	0	0	0	0	0	0	3	0	0	0	0	0	0	3	
Railroad																		
Stopped Buses																		

Comments: