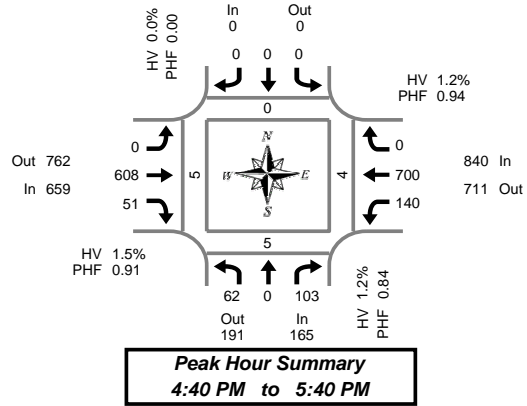


# Total Vehicle Summary



Clay Carney  
(503) 833-2740



## NW 2nd Ave & NW 139th St

Thursday, March 02, 2006

4:00 PM to 6:00 PM

**Peak Hour Summary**  
4:40 PM to 5:40 PM

### 5-Minute Interval Summary

4:00 PM to 6:00 PM

Interval Start Time	Northbound NW 2nd Ave				Southbound NW 2nd Ave				Eastbound NW 139th St				Westbound NW 139th St				Interval Total	Pedestrians Crosswalk			
	L	T	R	Bikes	L	T	R	Bikes	L	T	R	Bikes	L	T	R	Bikes		North	South	East	West
4:00 PM	4	0	5	0	0	0	0	0	0	39	3	0	8	49	0	0	108	0	0	0	0
4:05 PM	6	0	10	0	0	0	0	0	0	54	3	0	6	36	0	0	115	0	0	0	0
4:10 PM	8	0	7	0	0	0	0	0	0	42	4	1	12	53	0	0	126	0	0	0	2
4:15 PM	15	0	7	0	0	0	0	0	0	44	8	0	10	47	0	0	131	0	1	0	0
4:20 PM	3	0	5	0	0	0	0	0	0	74	7	0	11	57	0	0	157	0	0	0	0
4:25 PM	3	0	13	0	0	0	0	0	0	51	3	1	6	44	0	0	120	0	0	0	1
4:30 PM	2	0	12	0	0	0	0	0	0	45	3	0	10	50	0	0	122	0	0	0	0
4:35 PM	4	0	7	0	0	0	0	0	0	40	3	0	10	64	0	0	128	0	0	0	0
4:40 PM	9	0	8	0	0	0	0	0	0	41	5	0	9	56	0	0	128	0	0	0	0
4:45 PM	4	0	6	0	0	0	0	0	0	58	4	0	9	59	0	0	140	0	1	0	0
4:50 PM	7	0	9	0	0	0	0	0	0	49	8	1	11	62	0	0	146	0	2	2	2
4:55 PM	4	0	11	0	0	0	0	0	0	54	4	0	8	60	0	0	141	0	0	0	0
5:00 PM	2	0	10	0	0	0	0	0	0	57	3	0	13	59	0	0	144	0	0	0	0
5:05 PM	12	0	10	0	0	0	0	0	0	55	8	0	15	47	0	0	147	0	0	0	0
5:10 PM	4	0	8	0	0	0	0	0	0	43	5	0	19	56	0	0	135	0	0	0	0
5:15 PM	4	0	6	0	0	0	0	0	0	56	5	0	11	52	0	0	134	0	2	0	2
5:20 PM	3	0	10	0	0	0	0	0	0	42	1	0	10	64	0	1	130	0	0	0	0
5:25 PM	4	0	8	0	0	0	0	0	0	51	3	0	17	66	0	0	149	0	0	1	1
5:30 PM	6	0	8	0	0	0	0	0	0	49	5	0	10	57	0	0	135	0	0	0	0
5:35 PM	3	0	9	0	0	0	0	0	0	53	0	0	8	62	0	0	135	0	0	1	0
5:40 PM	6	0	13	0	0	0	0	0	0	36	3	0	13	51	0	0	122	0	0	0	0
5:45 PM	7	0	11	0	0	0	0	0	0	33	4	0	6	68	0	0	129	0	0	0	0
5:50 PM	9	0	7	0	0	0	0	0	0	37	11	0	17	65	0	0	146	0	0	0	0
5:55 PM	1	0	2	0	0	0	0	0	0	37	6	0	16	58	0	0	120	0	0	0	0
Total Survey	130	0	202	0	0	0	0	0	0	1,140	109	3	265	1,342	0	1	3,188	0	6	4	8

### 15-Minute Interval Summary

4:00 PM to 6:00 PM

Interval Start Time	Northbound NW 2nd Ave				Southbound NW 2nd Ave				Eastbound NW 139th St				Westbound NW 139th St				Interval Total	Pedestrians Crosswalk			
	L	T	R	Bikes	L	T	R	Bikes	L	T	R	Bikes	L	T	R	Bikes		North	South	East	West
4:00 PM	18	0	22	0	0	0	0	0	0	135	10	1	26	138	0	0	349	0	0	0	2
4:15 PM	21	0	25	0	0	0	0	0	0	169	18	1	27	148	0	0	408	0	1	0	1
4:30 PM	15	0	27	0	0	0	0	0	0	126	11	0	29	170	0	0	378	0	0	0	0
4:45 PM	15	0	26	0	0	0	0	0	0	161	16	1	28	181	0	0	427	0	3	2	2
5:00 PM	18	0	28	0	0	0	0	0	0	155	16	0	47	162	0	0	426	0	0	0	0
5:15 PM	11	0	24	0	0	0	0	0	0	149	9	0	38	182	0	1	413	0	2	1	3
5:30 PM	15	0	30	0	0	0	0	0	0	138	8	0	31	170	0	0	392	0	0	1	0
5:45 PM	17	0	20	0	0	0	0	0	0	107	21	0	39	191	0	0	395	0	0	0	0
Total Survey	130	0	202	0	0	0	0	0	0	1,140	109	3	265	1,342	0	1	3,188	0	6	4	8

### Peak Hour Summary

4:40 PM to 5:40 PM

By Approach	Northbound NW 2nd Ave				Southbound NW 2nd Ave				Eastbound NW 139th St				Westbound NW 139th St				Total	Pedestrians Crosswalk			
	In	Out	Total	Bikes	In	Out	Total	Bikes	In	Out	Total	Bikes	In	Out	Total	Bikes		North	South	East	West
Volume	165	191	356	0	0	0	0	0	659	762	1,421	1	840	711	1,551	1	1,664	0	5	4	5
%HV	1.2%				0.0%				1.5%				1.2%				1.3%				
PHF	0.84				0.00				0.91				0.94				0.96				

By Movement	Northbound NW 2nd Ave				Southbound NW 2nd Ave				Eastbound NW 139th St				Westbound NW 139th St				Total
	L	T	R	Total	L	T	R	Total	L	T	R	Total	L	T	R	Total	
Volume	62	0	103	165	0	0	0	0	608	51	659	3	140	700	0	840	1,664
%HV	1.6%	0.0%	1.0%	1.2%	0.0%	0.0%	0.0%	0.0%	1.6%	0.0%	1.5%	2.1%	1.0%	0.0%	1.2%	1.3%	1.3%
PHF	0.78	0.00	0.83	0.84	0.00	0.00	0.00	0.00	0.92	0.71	0.91	0.74	0.94	0.94	0.00	0.94	0.96

### Rolling Hour Summary

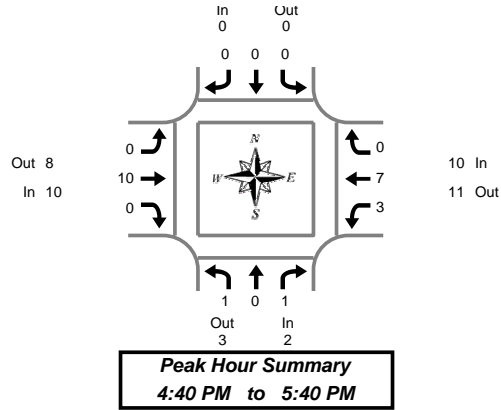
4:00 PM to 6:00 PM

Interval Start Time	Northbound NW 2nd Ave				Southbound NW 2nd Ave				Eastbound NW 139th St				Westbound NW 139th St				Interval Total	Pedestrians Crosswalk			
	L	T	R	Bikes	L	T	R	Bikes	L	T	R	Bikes	L	T	R	Bikes		North	South	East	West
4:00 PM	69	0	100	0	0	0	0	0	0	591	55	3	110	637	0	0	1,562	0	4	2	5
4:15 PM	69	0	106	0	0	0	0	0	0	611	61	2	131	661	0	0	1,639	0	4	2	3
4:30 PM	59	0	105	0	0	0	0	0	0	591	52	1	142	695	0	1	1,644	0	5	3	5
4:45 PM	59	0	108	0	0	0	0	0	0	603	49	1	144	695	0	1	1,658	0	5	4	5
5:00 PM	61	0	102	0	0	0	0	0	0	549	54	0	155	705	0	1	1,626	0	2	2	3

# Heavy Vehicle Summary



Clay Carney  
(503) 833-2740



## NW 2nd Ave & NW 139th St

Thursday, March 02, 2006

4:00 PM to 6:00 PM

### Heavy Vehicle 5-Minute Interval Summary 4:00 PM to 6:00 PM

Interval Start Time	Northbound NW 2nd Ave				Southbound NW 2nd Ave				Eastbound NW 139th St				Westbound NW 139th St				Interval Total
	L	T	R	Total	L	T	R	Total	L	T	R	Total	L	T	R	Total	
4:00 PM	0	0	0	0	0	0	0	0	0	1	0	1	0	1	0	1	2
4:05 PM	0	0	0	0	0	0	0	0	0	0	1	1	0	1	0	1	2
4:10 PM	1	0	1	2	0	0	0	0	0	3	0	3	0	1	0	1	6
4:15 PM	0	0	1	1	0	0	0	0	0	1	1	2	0	2	0	2	5
4:20 PM	0	0	1	1	0	0	0	0	0	2	1	3	0	1	0	1	5
4:25 PM	0	0	2	2	0	0	0	0	0	2	0	2	0	1	0	1	5
4:30 PM	0	0	0	0	0	0	0	0	0	1	0	1	0	2	0	2	3
4:35 PM	0	0	0	0	0	0	0	0	0	1	0	1	0	3	0	3	4
4:40 PM	1	0	0	1	0	0	0	0	0	0	0	0	1	3	0	4	5
4:45 PM	0	0	0	0	0	0	0	0	0	4	0	4	0	0	0	0	4
4:50 PM	0	0	0	0	0	0	0	0	0	2	0	2	0	1	0	1	3
4:55 PM	0	0	1	1	0	0	0	0	0	1	0	1	0	0	0	0	2
5:00 PM	0	0	0	0	0	0	0	0	0	0	0	0	0	0	0	0	0
5:05 PM	0	0	0	0	0	0	0	0	0	0	0	0	0	1	0	1	1
5:10 PM	0	0	0	0	0	0	0	0	0	1	0	1	1	0	0	1	2
5:15 PM	0	0	0	0	0	0	0	0	0	1	0	1	0	1	0	1	2
5:20 PM	0	0	0	0	0	0	0	0	0	1	0	1	1	0	0	1	2
5:25 PM	0	0	0	0	0	0	0	0	0	0	0	0	0	1	0	1	1
5:30 PM	0	0	0	0	0	0	0	0	0	0	0	0	0	0	0	0	0
5:35 PM	0	0	0	0	0	0	0	0	0	0	0	0	0	0	0	0	0
5:40 PM	1	0	0	1	0	0	0	0	0	1	0	1	0	2	0	2	4
5:45 PM	0	0	0	0	0	0	0	0	0	0	0	0	0	1	0	1	1
5:50 PM	0	0	0	0	0	0	0	0	0	0	0	0	0	0	0	0	0
5:55 PM	0	0	0	0	0	0	0	0	0	1	0	1	0	0	0	0	1
Total Survey	3	0	6	9	0	0	0	0	0	23	3	26	3	22	0	25	60

### Heavy Vehicle 15-Minute Interval Summary 4:00 PM to 6:00 PM

Interval Start Time	Northbound NW 2nd Ave				Southbound NW 2nd Ave				Eastbound NW 139th St				Westbound NW 139th St				Interval Total
	L	T	R	Total	L	T	R	Total	L	T	R	Total	L	T	R	Total	
4:00 PM	1	0	1	2	0	0	0	0	0	4	1	5	0	3	0	3	10
4:15 PM	0	0	4	4	0	0	0	0	0	5	2	7	0	4	0	4	15
4:30 PM	1	0	0	1	0	0	0	0	0	2	0	2	1	8	0	9	12
4:45 PM	0	0	1	1	0	0	0	0	0	7	0	7	0	1	0	1	9
5:00 PM	0	0	0	0	0	0	0	0	0	1	0	1	1	1	0	2	3
5:15 PM	0	0	0	0	0	0	0	0	0	2	0	2	1	2	0	3	5
5:30 PM	1	0	0	1	0	0	0	0	0	1	0	1	0	2	0	2	4
5:45 PM	0	0	0	0	0	0	0	0	0	1	0	1	0	1	0	1	2
Total Survey	3	0	6	9	0	0	0	0	0	23	3	26	3	22	0	25	60

### Heavy Vehicle Peak Hour Summary 4:40 PM to 5:40 PM

By Approach	Northbound NW 2nd Ave			Southbound NW 2nd Ave			Eastbound NW 139th St			Westbound NW 139th St			Total
	In	Out	Total	In	Out	Total	In	Out	Total	In	Out	Total	
Volume	2	3	5	0	0	0	10	8	18	10	11	21	22
PHF	0.50			0.00			0.36			0.50			0.46

By Movement	Northbound NW 2nd Ave				Southbound NW 2nd Ave				Eastbound NW 139th St				Westbound NW 139th St				Total
	L	T	R	Total	L	T	R	Total	L	T	R	Total	L	T	R	Total	
Volume	1	0	1	2	0	0	0	0	0	10	0	10	3	7	0	10	22
PHF	0.25	0.00	0.25	0.50	0.00	0.00	0.00	0.00	0.00	0.36	0.00	0.36	0.38	0.44	0.00	0.50	0.46

### Heavy Vehicle Rolling Hour Summary 4:00 PM to 6:00 PM

Interval Start Time	Northbound NW 2nd Ave				Southbound NW 2nd Ave				Eastbound NW 139th St				Westbound NW 139th St				Interval Total
	L	T	R	Total	L	T	R	Total	L	T	R	Total	L	T	R	Total	
4:00 PM	2	0	6	8	0	0	0	0	0	18	3	21	1	16	0	17	46
4:15 PM	1	0	5	6	0	0	0	0	0	15	2	17	2	14	0	16	39
4:30 PM	1	0	1	2	0	0	0	0	0	12	0	12	3	12	0	15	29
4:45 PM	1	0	1	2	0	0	0	0	0	11	0	11	2	6	0	8	21
5:00 PM	1	0	0	1	0	0	0	0	0	5	0	5	2	6	0	8	14

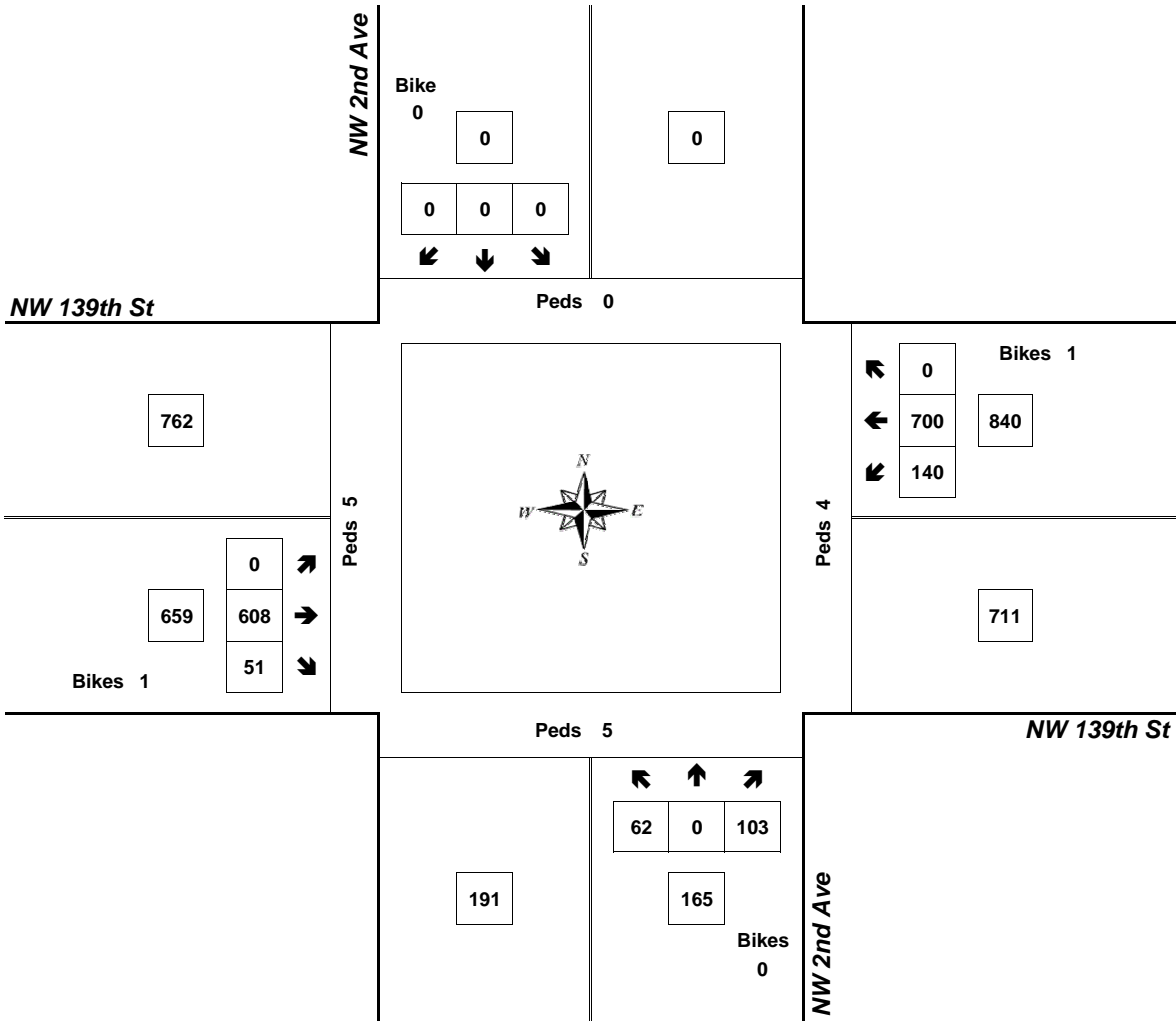
# Peak Hour Summary



Clay Carney  
(503) 833-2740

## NW 2nd Ave & NW 139th St

4:40 PM to 5:40 PM  
Thursday, March 02, 2006



Approach	PHF	HV%	Volume
EB	0.91	1.5%	659
WB	0.94	1.2%	840
NB	0.84	1.2%	165
SB	0.00	0.0%	0
<b>Intersection</b>	<b>0.96</b>	<b>1.3%</b>	<b>1,664</b>

Count Period: 4:00 PM to 6:00 PM