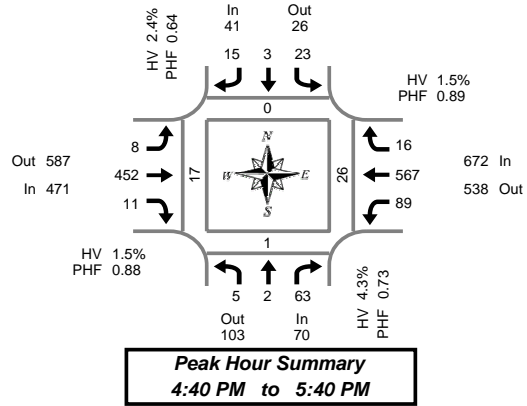


# Total Vehicle Summary



Clay Carney  
(503) 833-2740



## NW 11th Ave & NW 139th St

Thursday, March 02, 2006

4:00 PM to 6:00 PM

### 5-Minute Interval Summary 4:00 PM to 6:00 PM

Interval Start Time	Northbound NW 11th Ave				Southbound NW 11th Ave				Eastbound NW 139th St				Westbound NW 139th St				Interval Total	Pedestrians Crosswalk			
	L	T	R	Bikes	L	T	R	Bikes	L	T	R	Bikes	L	T	R	Bikes		North	South	East	West
4:00 PM	0	0	8	0	3	0	0	0	2	29	0	0	7	48	2	0	99	0	0	0	0
4:05 PM	0	0	12	0	1	0	0	0	0	35	3	0	4	37	1	0	93	0	0	0	2
4:10 PM	1	0	1	0	3	0	0	1	1	30	2	1	6	48	0	0	92	0	1	0	2
4:15 PM	0	0	2	0	1	0	0	0	1	50	0	0	9	38	0	1	101	0	0	0	2
4:20 PM	1	0	2	0	3	0	0	0	1	62	1	0	7	48	1	0	126	0	0	0	5
4:25 PM	0	0	4	0	2	0	4	0	1	42	1	0	6	29	1	0	90	0	0	0	3
4:30 PM	0	0	3	0	1	0	1	0	1	38	0	0	5	38	1	0	88	0	0	1	4
4:35 PM	2	0	1	0	1	0	2	1	1	34	0	0	7	39	3	1	90	1	0	1	0
4:40 PM	0	0	9	0	3	0	1	0	0	28	0	0	11	52	0	0	104	0	0	0	0
4:45 PM	1	0	9	0	0	0	1	2	0	35	3	0	6	44	3	0	102	0	0	2	0
4:50 PM	1	0	4	0	4	0	4	1	1	46	2	1	7	55	2	0	126	0	0	0	0
4:55 PM	1	0	5	0	2	1	2	0	0	45	1	0	5	49	0	0	111	0	0	0	1
5:00 PM	0	1	6	0	2	0	1	0	0	38	1	0	2	51	0	0	102	0	0	2	8
5:05 PM	0	1	3	0	5	0	0	0	2	42	0	0	6	40	3	0	102	0	0	0	0
5:10 PM	0	0	2	0	2	1	2	0	0	34	0	0	10	41	2	0	94	0	1	4	1
5:15 PM	0	0	1	0	0	0	0	0	2	42	2	0	13	31	1	1	92	0	0	9	0
5:20 PM	1	0	5	0	1	1	0	0	1	31	1	0	11	58	2	0	112	0	0	0	4
5:25 PM	0	0	5	0	3	0	1	1	1	39	0	0	8	52	0	0	109	0	0	0	1
5:30 PM	0	0	9	0	0	0	1	0	0	40	1	0	4	52	2	1	109	0	0	1	2
5:35 PM	1	0	5	0	1	0	2	0	1	32	0	0	6	42	1	0	91	0	0	8	0
5:40 PM	1	0	2	0	0	0	0	0	0	31	0	0	8	52	0	0	94	0	0	1	1
5:45 PM	0	0	2	0	0	0	1	0	2	35	0	0	5	48	0	0	93	3	0	0	1
5:50 PM	1	0	6	0	1	0	1	0	0	44	0	0	9	68	1	0	131	0	0	0	2
5:55 PM	0	0	3	0	0	0	0	0	0	27	0	0	4	44	2	0	80	0	0	0	0
Total Survey	11	2	109	0	39	3	24	6	18	909	18	2	166	1,104	28	4	2,431	4	2	29	39

### 15-Minute Interval Summary 4:00 PM to 6:00 PM

Interval Start Time	Northbound NW 11th Ave				Southbound NW 11th Ave				Eastbound NW 139th St				Westbound NW 139th St				Interval Total	Pedestrians Crosswalk			
	L	T	R	Bikes	L	T	R	Bikes	L	T	R	Bikes	L	T	R	Bikes		North	South	East	West
4:00 PM	1	0	21	0	7	0	0	1	3	94	5	1	17	133	3	0	284	0	1	0	4
4:15 PM	1	0	8	0	6	0	4	0	3	154	2	0	22	115	2	1	317	0	0	0	10
4:30 PM	2	0	13	0	5	0	4	1	2	100	0	0	23	129	4	1	282	1	0	2	4
4:45 PM	3	0	18	0	6	1	7	3	1	126	6	1	18	148	5	0	339	0	0	2	1
5:00 PM	0	2	11	0	9	1	3	0	2	114	1	0	18	132	5	0	298	0	1	6	9
5:15 PM	1	0	11	0	4	1	1	1	4	112	3	0	32	141	3	1	313	0	0	9	5
5:30 PM	2	0	16	0	1	0	3	0	1	103	1	0	18	146	3	1	294	0	0	10	3
5:45 PM	1	0	11	0	1	0	2	0	2	106	0	0	18	160	3	0	304	3	0	0	3
Total Survey	11	2	109	0	39	3	24	6	18	909	18	2	166	1,104	28	4	2,431	4	2	29	39

### Peak Hour Summary 4:40 PM to 5:40 PM

By Approach	Northbound NW 11th Ave				Southbound NW 11th Ave				Eastbound NW 139th St				Westbound NW 139th St				Total	Pedestrians Crosswalk			
	In	Out	Total	Bikes	In	Out	Total	Bikes	In	Out	Total	Bikes	In	Out	Total	Bikes		North	South	East	West
Volume	70	103	173	0	41	26	67	4	471	587	1,058	1	672	538	1,210	2	1,254	0	1	26	17
%HV	4.3%				2.4%				1.5%				1.5%				1.7%				
PHF	0.73				0.64				0.88				0.89				0.92				

By Movement	Northbound NW 11th Ave				Southbound NW 11th Ave				Eastbound NW 139th St				Westbound NW 139th St				Total				
	L	T	R	Total	L	T	R	Total	L	T	R	Total	L	T	R	Total					
Volume	5	2	63	70	23	3	15	41	8	474	13	2	80	525	14	2	1,254				
%HV	0.0%	0.0%	4.8%	4.3%	0.0%	0.0%	6.7%	2.4%	0.0%	1.5%	0.0%	1.5%	1.1%	1.4%	6.3%	1.5%	1.7%				
PHF	0.42	0.25	0.72	0.73	0.64	0.38	0.54	0.64	0.50	0.88	0.46	0.88	0.65	0.88	0.67	0.89	0.92				

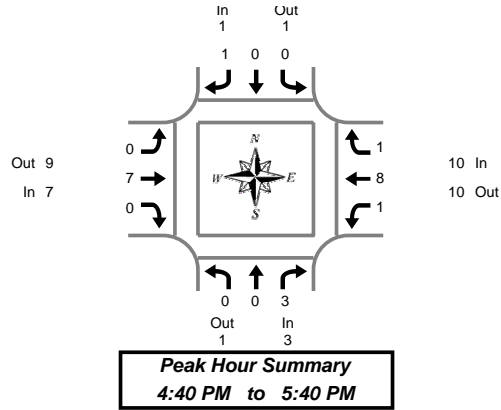
### Rolling Hour Summary 4:00 PM to 6:00 PM

Interval Start Time	Northbound NW 11th Ave				Southbound NW 11th Ave				Eastbound NW 139th St				Westbound NW 139th St				Interval Total	Pedestrians Crosswalk			
	L	T	R	Bikes	L	T	R	Bikes	L	T	R	Bikes	L	T	R	Bikes		North	South	East	West
4:00 PM	7	0	60	0	24	1	15	5	9	474	13	2	80	525	14	2	1,222	1	1	4	19
4:15 PM	6	2	50	0	26	2	18	4	8	494	9	1	81	524	16	2	1,236	1	1	10	24
4:30 PM	6	2	53	0	24	3	15	5	9	452	10	1	91	550	17	2	1,232	1	1	19	19
4:45 PM	6	2	56	0	20	3	14	4	8	455	11	1	86	567	16	2	1,244	0	1	27	18
5:00 PM	4	2	49	0	15	2	9	1	9	435	5	0	86	579	14	2	1,209	3	1	25	20

# Heavy Vehicle Summary



Clay Carney  
(503) 833-2740



## NW 11th Ave & NW 139th St

Thursday, March 02, 2006

4:00 PM to 6:00 PM

### Heavy Vehicle 5-Minute Interval Summary 4:00 PM to 6:00 PM

Interval Start Time	Northbound NW 11th Ave				Southbound NW 11th Ave				Eastbound NW 139th St				Westbound NW 139th St				Interval Total	
	L	T	R	Total	L	T	R	Total	L	T	R	Total	L	T	R	Total		
4:00 PM	0	0	0	0	0	0	0	0	0	0	1	0	1	0	1	0	1	2
4:05 PM	0	0	0	0	0	0	0	0	0	0	2	0	2	0	1	0	1	3
4:10 PM	0	0	0	0	0	0	0	0	0	0	3	0	3	0	2	0	2	5
4:15 PM	0	0	0	0	0	0	0	0	0	0	2	0	2	0	2	0	2	4
4:20 PM	0	0	0	0	0	0	0	0	0	0	3	0	3	1	0	0	1	4
4:25 PM	0	0	0	0	0	0	0	0	0	0	2	0	2	0	0	0	0	2
4:30 PM	0	0	0	0	0	0	0	0	0	0	1	0	1	0	1	0	1	2
4:35 PM	0	0	0	0	0	0	0	0	0	0	0	0	0	1	2	0	3	3
4:40 PM	0	0	0	0	0	0	0	0	0	0	0	0	0	1	1	0	2	2
4:45 PM	0	0	2	2	0	0	1	1	1	2	0	2	0	1	1	1	2	7
4:50 PM	0	0	0	0	0	0	0	0	0	0	2	0	2	0	0	0	0	2
4:55 PM	0	0	0	0	0	0	0	0	0	0	0	0	0	1	0	1	1	1
5:00 PM	0	0	0	0	0	0	0	0	0	0	0	0	0	0	0	0	0	0
5:05 PM	0	0	0	0	0	0	0	0	0	0	0	0	0	1	0	0	1	1
5:10 PM	0	0	0	0	0	0	0	0	0	0	1	0	1	0	0	0	0	1
5:15 PM	0	0	0	0	0	0	0	0	0	0	1	0	1	0	2	0	2	3
5:20 PM	0	0	1	1	0	0	0	0	0	0	0	0	0	0	0	0	0	1
5:25 PM	0	0	0	0	0	0	0	0	0	0	1	0	1	0	2	0	2	3
5:30 PM	0	0	0	0	0	0	0	0	0	0	0	0	0	0	0	0	0	0
5:35 PM	0	0	0	0	0	0	0	0	0	0	0	0	0	0	0	0	0	0
5:40 PM	0	0	0	0	0	0	0	0	0	0	1	0	1	0	2	0	2	3
5:45 PM	0	0	0	0	0	0	0	0	0	0	0	0	0	0	0	0	0	0
5:50 PM	0	0	0	0	0	0	0	0	0	0	1	0	1	0	1	0	1	2
5:55 PM	0	0	0	0	0	0	0	0	0	0	0	0	0	0	0	0	0	0
Total Survey	0	0	3	3	0	0	1	1	0	23	0	23	3	20	1	24	51	51

### Heavy Vehicle 15-Minute Interval Summary 4:00 PM to 6:00 PM

Interval Start Time	Northbound NW 11th Ave				Southbound NW 11th Ave				Eastbound NW 139th St				Westbound NW 139th St				Interval Total	
	L	T	R	Total	L	T	R	Total	L	T	R	Total	L	T	R	Total		
4:00 PM	0	0	0	0	0	0	0	0	0	0	6	0	6	0	4	0	4	10
4:15 PM	0	0	0	0	0	0	0	0	0	0	7	0	7	1	2	0	3	10
4:30 PM	0	0	0	0	0	0	0	0	0	0	1	0	1	2	4	0	6	7
4:45 PM	0	0	2	2	0	0	1	1	0	4	0	4	0	2	1	3	10	10
5:00 PM	0	0	0	0	0	0	0	0	0	0	1	0	1	0	1	0	1	2
5:15 PM	0	0	1	1	0	0	0	0	0	2	0	2	0	4	0	4	7	7
5:30 PM	0	0	0	0	0	0	0	0	0	0	1	0	1	0	2	0	2	3
5:45 PM	0	0	0	0	0	0	0	0	0	0	1	0	1	0	1	0	1	2
Total Survey	0	0	3	3	0	0	1	1	0	23	0	23	3	20	1	24	51	51

### Heavy Vehicle Peak Hour Summary 4:40 PM to 5:40 PM

By Approach	Northbound NW 11th Ave			Southbound NW 11th Ave			Eastbound NW 139th St			Westbound NW 139th St			Total
	In	Out	Total	In	Out	Total	In	Out	Total	In	Out	Total	
Volume	3	1	4	1	1	2	7	9	16	10	10	20	21
PHF	0.38			0.25			0.44			0.63			0.48

By Movement	Northbound NW 11th Ave				Southbound NW 11th Ave				Eastbound NW 139th St				Westbound NW 139th St				Total
	L	T	R	Total	L	T	R	Total	L	T	R	Total	L	T	R	Total	
Volume	0	0	3	3	0	0	1	1	0	7	0	7	1	8	1	10	21
PHF	0.00	0.00	0.38	0.38	0.00	0.00	0.25	0.25	0.00	0.44	0.00	0.44	0.25	0.50	0.25	0.63	0.48

### Heavy Vehicle Rolling Hour Summary 4:00 PM to 6:00 PM

Interval Start Time	Northbound NW 11th Ave				Southbound NW 11th Ave				Eastbound NW 139th St				Westbound NW 139th St				Interval Total
	L	T	R	Total	L	T	R	Total	L	T	R	Total	L	T	R	Total	
4:00 PM	0	0	2	2	0	0	1	1	0	18	0	18	3	12	1	16	37
4:15 PM	0	0	2	2	0	0	1	1	0	13	0	13	3	9	1	13	29
4:30 PM	0	0	3	3	0	0	1	1	0	8	0	8	2	11	1	14	26
4:45 PM	0	0	3	3	0	0	1	1	0	8	0	8	0	9	1	10	22
5:00 PM	0	0	1	1	0	0	0	0	0	5	0	5	0	8	0	8	14

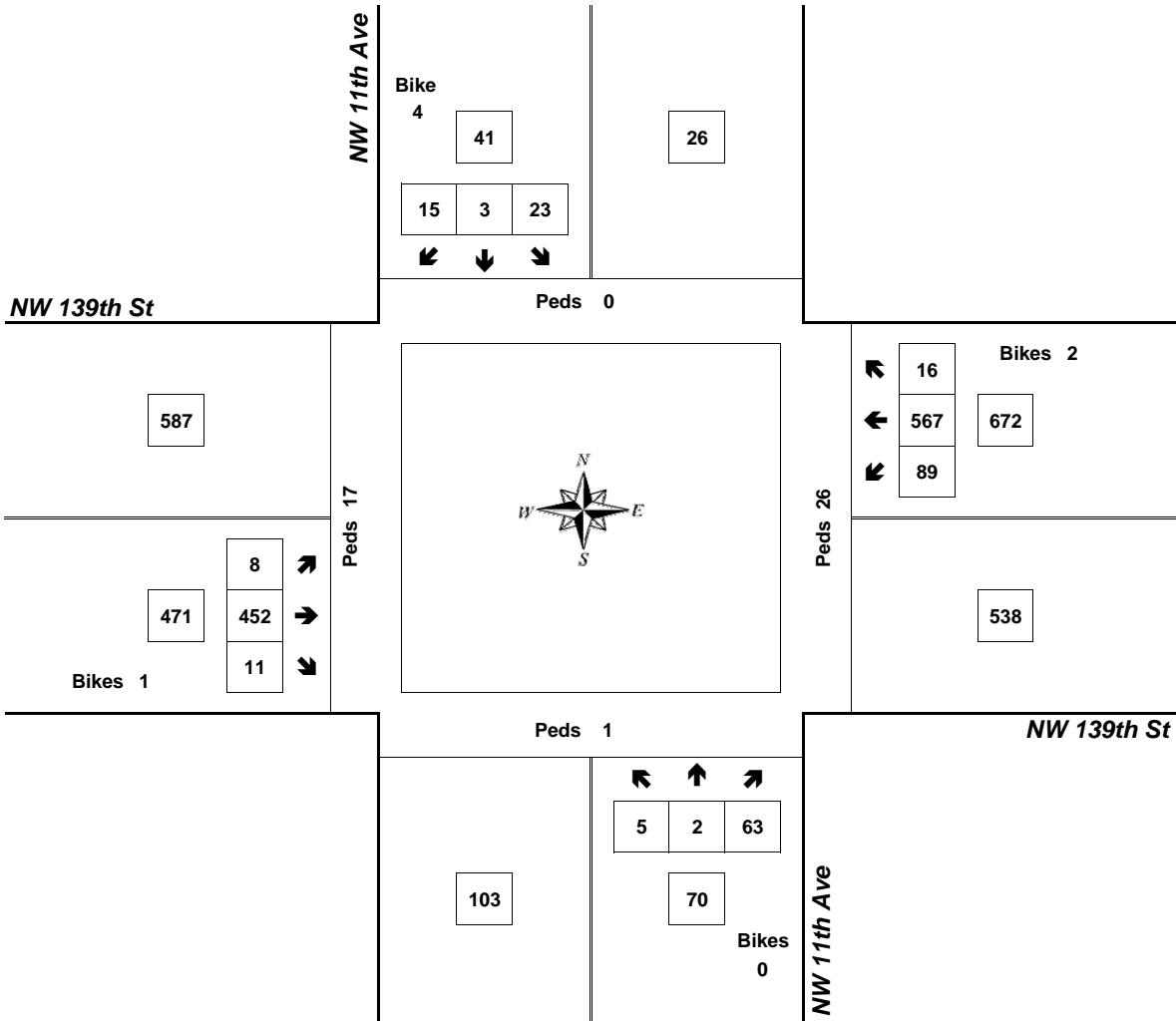
# Peak Hour Summary



Clay Carney  
(503) 833-2740

## NW 11th Ave & NW 139th St

4:40 PM to 5:40 PM  
Thursday, March 02, 2006



Approach	PHF	HV%	Volume
EB	0.88	1.5%	471
WB	0.89	1.5%	672
NB	0.73	4.3%	70
SB	0.64	2.4%	41
<b>Intersection</b>	<b>0.92</b>	<b>1.7%</b>	<b>1,254</b>

Count Period: 4:00 PM to 6:00 PM