

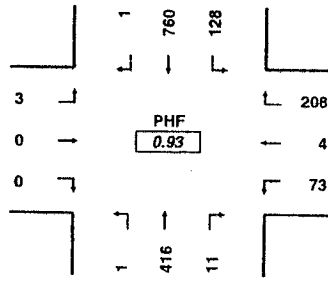
Andresen Retail Center

INTERSECTION: NE Andresen Rd.--NE 25th St.--
 PROJECT ID#: 7813
 QC JOB #: 10143402

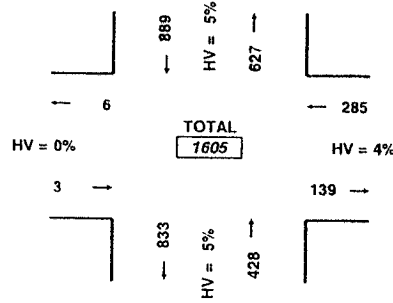
START TIME: 7:00 AM
 END TIME: 9:00 AM
 DATE: 2/14/2006

QC
QUALITY COUNTS
 16285 SW 83th Avenue, Ste. 105
 Tigard, OR 97224
 Phone: 503-620-4242
 Fax: 503 620-4545
 email: jrw@qualitycounts.net
 www.qualitycounts.net

PEAK HOUR TURNING MOVEMENTS



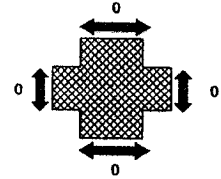
PEAK HOUR LINK VOLUMES



PEAK HOUR: 7:30 AM TO 8:30 AM

PEAK 15 MINUTES: 7:45 AM TO 8:00 AM

PEAK HOUR PED CROSSING VOLUMES



5-MINUTE COUNT PERIOD BEGINNING AT	NE Andresen Rd.-- (Southbound)			NE 25th St.-- (Westbound)			NE Andresen Rd.-- (Northbound)			NE 25th St.-- (Eastbound)			Crosswalk Usage (Peds By Approach)				TOTAL	
	Right	Thru	Left	Right	Thru	Left	Right	Thru	Left	Right	Thru	Left	North	East	South	West	Veh	Peds
7:00 AM	0	37	5	10	0	5	0	23	0	0	0	0	0	0	0	0	80	0
7:05 AM	0	32	9	13	0	3	2	26	0	0	0	0	0	0	0	0	85	0
7:10 AM	0	48	8	17	0	5	0	27	0	0	0	0	0	0	0	0	105	0
7:15 AM	0	41	7	12	0	6	1	26	0	0	0	0	0	0	0	0	93	0
7:20 AM	0	73	11	14	0	9	2	29	0	0	0	0	0	0	0	0	138	0
7:25 AM	0	50	3	15	0	3	1	22	0	0	0	0	0	0	0	0	94	0
7:30 AM	0	71	8	14	0	8	0	23	0	0	0	0	0	0	0	0	124	0
7:35 AM	0	67	14	18	2	13	1	26	0	0	0	0	0	0	0	0	141	0
7:40 AM	0	77	8	14	0	6	0	38	0	0	0	0	0	0	0	0	143	0
7:45 AM	0	69	8	32	1	6	0	33	0	0	0	0	0	0	0	0	149	0
7:50 AM	0	62	21	9	0	7	1	43	1	0	0	0	0	0	0	0	144	0
7:55 AM	0	69	5	22	1	3	1	34	0	0	0	2	0	0	0	0	137	0
8:00 AM	0	67	14	11	0	1	0	33	0	0	0	0	0	0	0	0	126	0
8:05 AM	1	67	10	12	0	6	0	34	0	0	0	0	0	0	0	0	130	0
8:10 AM	0	41	14	16	0	5	4	32	0	0	0	0	0	0	0	0	112	0
8:15 AM	0	54	10	19	0	5	2	37	0	0	0	0	0	0	0	0	127	0
8:20 AM	0	58	10	21	0	6	0	49	0	0	0	1	0	0	0	0	145	0
8:25 AM	0	58	6	20	0	7	2	34	0	0	0	0	0	0	0	0	127	0
8:30 AM	0	38	11	21	0	5	2	37	0	0	0	0	0	0	0	2	114	2
8:35 AM	0	53	7	18	0	9	5	50	1	0	0	0	0	0	0	0	143	0
8:40 AM	4	64	13	13	0	4	3	37	0	0	0	2	0	0	0	0	140	0
8:45 AM	0	42	11	12	0	2	2	31	0	0	0	0	0	0	0	0	100	0
8:50 AM	0	57	11	12	0	4	1	38	0	0	0	0	0	0	0	0	123	0
8:55 AM	0	33	14	16	0	5	1	30	0	0	0	1	0	0	0	0	100	0
HOURLY TOTALS	Southbound			Westbound			Northbound			Eastbound			Pedestrians By Approach				TOTAL	
7:00 AM	0	696	107	190	4	74	9	350	1	0	0	2	0	0	0	0	1433	0
7:15 AM	1	754	123	189	4	73	11	373	1	0	0	2	0	0	0	0	1531	0
7:30 AM	1	760	128	208	4	73	11	416	1	0	0	3	0	0	0	0	1605	0
7:45 AM	5	700	129	214	2	64	20	453	2	0	0	5	0	0	0	2	1594	2
8:00 AM	5	632	131	191	0	59	22	442	1	0	0	4	0	0	0	2	1487	2