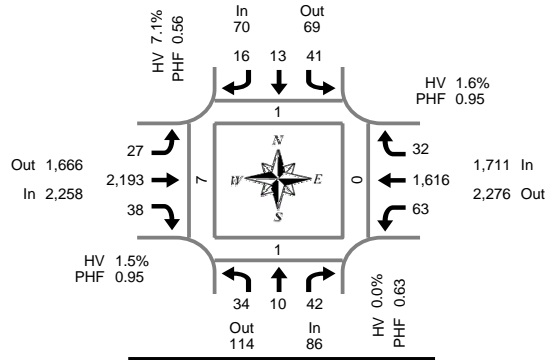


Total Vehicle Summary



Clay Carney
(503) 833-2740



SE 120th Ave & SE Mill Plain Blvd

11/8/2005

4:00 PM to 6:00 PM

5-Minute Interval Summary

4:00 PM to 6:00 PM

Interval Start Time	Northbound SE 120th Ave				Southbound SE 120th Ave				Eastbound SE Mill Plain Blvd				Westbound SE Mill Plain Blvd				Interval Total	Pedestrians Crosswalk			
	L	T	R	Bikes	L	T	R	Bikes	L	T	R	Bikes	L	T	R	Bikes		North	South	East	West
16:00	2	0	3	0	3	1	2	0	6	191	5	0	3	129	3	0	348	0	0	2	3
16:05	10	0	3	0	3	1	1	0	5	173	11	0	5	128	1	0	341	0	0	0	1
16:10	4	0	3	0	3	1	3	0	3	175	3	0	10	174	1	0	380	0	0	1	0
16:15	6	0	3	0	5	1	0	1	1	190	5	0	2	111	3	0	327	0	0	0	0
16:20	3	0	5	2	1	1	0	0	2	179	5	0	5	150	1	0	352	1	0	0	1
16:25	5	2	5	0	4	2	1	0	2	167	1	0	6	112	3	0	310	0	0	0	1
16:30	1	0	3	0	1	0	2	0	5	162	1	1	6	143	3	0	327	1	0	0	0
16:35	2	1	1	0	8	2	0	0	2	195	2	0	6	114	0	0	333	0	1	0	1
16:40	5	2	4	0	5	0	1	0	4	184	2	0	3	146	3	0	359	0	0	0	0
16:45	0	0	8	0	1	1	0	0	3	180	2	0	4	141	3	0	343	0	0	0	0
16:50	8	1	5	0	1	0	0	0	4	180	3	0	12	137	2	0	353	0	0	0	1
16:55	2	2	8	0	9	2	1	0	1	171	3	0	4	130	2	0	335	0	0	0	1
17:00	3	1	2	0	7	3	3	0	3	158	6	0	4	130	3	0	323	0	0	0	1
17:05	4	0	4	1	2	2	2	0	1	198	5	0	6	139	2	0	365	0	0	0	0
17:10	3	0	1	0	3	0	4	0	1	195	3	0	5	151	4	0	370	0	0	0	0
17:15	1	1	2	0	0	2	2	0	1	185	4	0	4	101	4	0	307	0	0	0	3
17:20	0	1	1	0	2	1	0	1	2	187	6	0	8	151	3	0	362	0	0	0	0
17:25	5	1	3	0	2	0	1	0	0	198	1	0	1	133	3	0	348	0	0	0	0
17:30	1	2	1	1	2	0	0	0	1	169	0	0	5	132	1	0	314	0	0	0	0
17:35	4	0	3	1	0	1	0	0	3	195	7	0	3	114	6	0	336	0	0	0	0
17:40	1	0	1	0	5	0	0	0	2	190	3	0	1	148	0	0	351	0	0	0	0
17:45	2	1	3	0	2	1	1	0	3	185	6	0	3	103	2	1	312	0	0	0	0
17:50	1	1	4	0	2	0	1	0	0	182	4	1	3	125	5	0	328	0	0	0	0
17:55	1	0	3	0	3	0	3	0	6	193	5	0	3	92	3	0	312	0	0	0	0
Total Survey	74	16	79	5	74	22	28	2	61	4,382	93	2	112	3,134	61	1	8,136	2	1	3	13

15-Minute Interval Summary

4:00 PM to 6:00 PM

Interval Start Time	Northbound SE 120th Ave				Southbound SE 120th Ave				Eastbound SE Mill Plain Blvd				Westbound SE Mill Plain Blvd				Interval Total	Pedestrians Crosswalk			
	L	T	R	Bikes	L	T	R	Bikes	L	T	R	Bikes	L	T	R	Bikes		North	South	East	West
16:00	16	0	9	0	9	3	6	0	14	539	19	0	18	431	5	0	1,069	0	0	3	4
16:15	14	2	13	2	10	4	1	1	5	536	11	0	13	373	7	0	989	1	0	0	2
16:30	8	3	8	0	14	2	3	0	11	541	5	1	15	403	6	0	1,019	1	1	0	1
16:45	10	3	21	0	11	3	1	0	8	531	8	0	20	408	7	0	1,031	0	0	0	2
17:00	10	1	7	1	12	5	9	0	5	551	14	0	15	420	9	0	1,058	0	0	0	1
17:15	6	3	6	0	4	3	3	1	3	570	11	0	13	385	10	0	1,017	0	0	0	3
17:30	6	2	5	2	7	1	0	0	6	554	10	0	9	394	7	0	1,001	0	0	0	0
17:45	4	2	10	0	7	1	5	0	9	560	15	1	9	320	10	1	952	0	0	0	0
Total Survey	74	16	79	5	74	22	28	2	61	4,382	93	2	112	3,134	61	1	8,136	2	1	3	13

Peak Hour Summary

4:30 PM to 5:30 PM

By Approach	Northbound SE 120th Ave				Southbound SE 120th Ave				Eastbound SE Mill Plain Blvd				Westbound SE Mill Plain Blvd				Total	Pedestrians Crosswalk			
	In	Out	Total	Bikes	In	Out	Total	Bikes	In	Out	Total	Bikes	In	Out	Total	Bikes		North	South	East	West
Volume	86	114	200	1	70	69	139	1	2,258	1,666	3,924	1	1,711	2,276	3,987	0	4,125	1	1	0	7
%HV	0.0%				7.1%				1.5%				1.6%				1.6%				
PHF	0.63				0.56				0.95				0.95				0.97				

By Movement	Northbound SE 120th Ave				Southbound SE 120th Ave				Eastbound SE Mill Plain Blvd				Westbound SE Mill Plain Blvd				Total
	L	T	R	Total	L	T	R	Total	L	T	R	Total	L	T	R	Total	
Volume	34	10	42	86	41	13	16	70	27	2,193	38	2,258	63	1,616	32	1,711	4,125
%HV	0.0%	0.0%	0.0%	0.0%	9.8%	0.0%	6.3%	7.1%	3.7%	1.4%	2.6%	1.5%	0.0%	1.7%	3.1%	1.6%	1.6%
PHF	0.65	0.63	0.50	0.63	0.57	0.46	0.44	0.56	0.61	0.95	0.68	0.95	0.79	0.95	0.73	0.95	0.97

Rolling Hour Summary

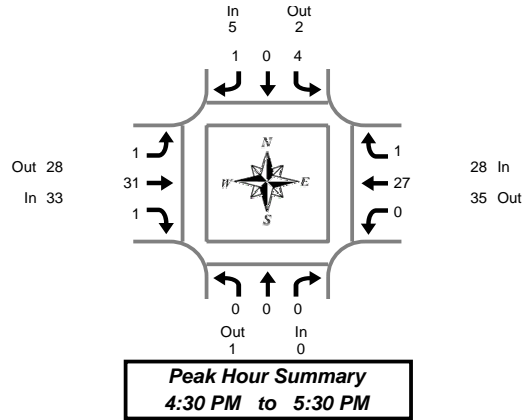
4:00 PM to 6:00 PM

Interval Start Time	Northbound SE 120th Ave				Southbound SE 120th Ave				Eastbound SE Mill Plain Blvd				Westbound SE Mill Plain Blvd				Interval Total	Pedestrians Crosswalk			
	L	T	R	Bikes	L	T	R	Bikes	L	T	R	Bikes	L	T	R	Bikes		North	South	East	West
16:00	48	8	51	2	44	12	11	1	38	2,147	43	1	66	1,615	25	0	4,108	2	1	3	9
16:15	42	9	49	3	47	14	14	1	29	2,159	38	1	63	1,604	29	0	4,097	2	1	0	6
16:30	34	10	42	1	41	13	16	1	27	2,193	38	1	63	1,616	32	0	4,125	1	1	0	7
16:45	32	9	39	3	34	12	13	1	22	2,206	43	0	57	1,607	33	0	4,107	0	0	0	6

Heavy Vehicle Summary



Clay Carney
(503) 833-2740



SE 120th Ave & SE Mill Plain Blvd

11/8/2005

4:00 PM to 6:00 PM

Heavy Vehicle 5-Minute Interval Summary

4:00 PM to 6:00 PM

Interval Start Time	Northbound SE 120th Ave				Southbound SE 120th Ave				Eastbound SE Mill Plain Blvd				Westbound SE Mill Plain Blvd				Interval Total
	L	T	R	Total	L	T	R	Total	L	T	R	Total	L	T	R	Total	
16:00	0	0	0	0	0	0	0	0	0	6	0	6	0	6	0	6	12
16:05	0	0	0	0	0	0	0	0	0	3	0	3	0	4	0	4	7
16:10	0	0	0	0	0	0	0	0	0	2	0	2	2	3	0	5	7
16:15	0	0	0	0	1	0	0	1	1	2	0	3	0	2	0	2	6
16:20	0	0	0	0	0	0	0	0	0	3	1	4	0	3	0	3	7
16:25	0	0	0	0	0	0	0	0	0	0	0	0	0	1	0	1	1
16:30	0	0	0	0	0	0	0	0	0	2	0	2	0	4	0	4	6
16:35	0	0	0	0	0	0	0	0	0	4	0	4	0	3	0	3	7
16:40	0	0	0	0	0	0	0	0	0	2	0	2	0	5	0	5	7
16:45	0	0	0	0	0	0	0	0	1	2	0	3	0	1	0	1	4
16:50	0	0	0	0	0	0	0	0	0	0	0	0	0	0	1	1	1
16:55	0	0	0	0	0	0	0	0	0	3	0	3	0	2	0	2	5
17:00	0	0	0	0	2	0	1	3	0	3	0	3	0	2	0	2	8
17:05	0	0	0	0	0	0	0	0	0	3	0	3	0	1	0	1	4
17:10	0	0	0	0	2	0	0	2	0	5	0	5	0	5	0	5	12
17:15	0	0	0	0	0	0	0	0	0	2	1	3	0	1	0	1	4
17:20	0	0	0	0	0	0	0	0	0	3	0	3	0	1	0	1	4
17:25	0	0	0	0	0	0	0	0	0	2	0	2	0	2	0	2	4
17:30	0	1	0	1	0	0	0	0	0	1	0	1	1	3	0	4	6
17:35	0	0	0	0	0	0	0	0	0	3	0	3	0	0	0	0	3
17:40	0	0	0	0	0	0	0	0	0	3	0	3	0	2	0	2	5
17:45	0	0	1	1	0	0	0	0	0	1	0	1	0	1	0	1	3
17:50	0	0	0	0	0	0	0	0	0	2	0	2	0	2	0	2	4
17:55	0	0	0	0	0	0	0	0	0	1	0	1	0	1	0	1	2
Total Survey	0	1	1	2	5	0	1	6	2	58	2	62	3	55	1	59	129

Heavy Vehicle 15-Minute Interval Summary

4:00 PM to 6:00 PM

Interval Start Time	Northbound SE 120th Ave				Southbound SE 120th Ave				Eastbound SE Mill Plain Blvd				Westbound SE Mill Plain Blvd				Interval Total
	L	T	R	Total	L	T	R	Total	L	T	R	Total	L	T	R	Total	
16:00	0	0	0	0	0	0	0	0	0	11	0	11	2	13	0	15	26
16:15	0	0	0	0	1	0	0	1	1	5	1	7	0	6	0	6	14
16:30	0	0	0	0	0	0	0	0	0	8	0	8	0	12	0	12	20
16:45	0	0	0	0	0	0	0	0	1	5	0	6	0	3	1	4	10
17:00	0	0	0	0	4	0	1	5	0	11	0	11	0	8	0	8	24
17:15	0	0	0	0	0	0	0	0	0	7	1	8	0	4	0	4	12
17:30	0	1	0	1	0	0	0	0	0	7	0	7	1	5	0	6	14
17:45	0	0	1	1	0	0	0	0	0	4	0	4	0	4	0	4	9
Total Survey	0	1	1	2	5	0	1	6	2	58	2	62	3	55	1	59	129

Heavy Vehicle Peak Hour Summary

4:30 PM to 5:30 PM

By Approach	Northbound SE 120th Ave			Southbound SE 120th Ave			Eastbound SE Mill Plain Blvd			Westbound SE Mill Plain Blvd			Total
	In	Out	Total	In	Out	Total	In	Out	Total	In	Out	Total	
Volume	0	1	1	5	2	7	33	28	61	28	35	63	66
PHF	0.00			0.25			0.75			0.58			0.69

By Movement	Northbound SE 120th Ave				Southbound SE 120th Ave				Eastbound SE Mill Plain Blvd				Westbound SE Mill Plain Blvd				Total
	L	T	R	Total	L	T	R	Total	L	T	R	Total	L	T	R	Total	
Volume	0	0	0	0	4	0	1	5	1	31	1	33	0	27	1	28	66
PHF	0.00	0.00	0.00	0.00	0.25	0.00	0.25	0.25	0.25	0.70	0.25	0.75	0.00	0.56	0.25	0.58	0.69

Heavy Vehicle Rolling Hour Summary

4:00 PM to 6:00 PM

Interval Start Time	Northbound SE 120th Ave				Southbound SE 120th Ave				Eastbound SE Mill Plain Blvd				Westbound SE Mill Plain Blvd				Interval Total
	L	T	R	Total	L	T	R	Total	L	T	R	Total	L	T	R	Total	
16:00	0	0	0	0	1	0	0	1	2	29	1	32	2	34	1	37	70
16:15	0	0	0	0	5	0	1	6	2	29	1	32	0	29	1	30	68
16:30	0	0	0	0	4	0	1	5	1	31	1	33	0	27	1	28	66
16:45	0	1	0	1	4	0	1	5	1	30	1	32	1	20	1	22	60

Peak Hour Summary

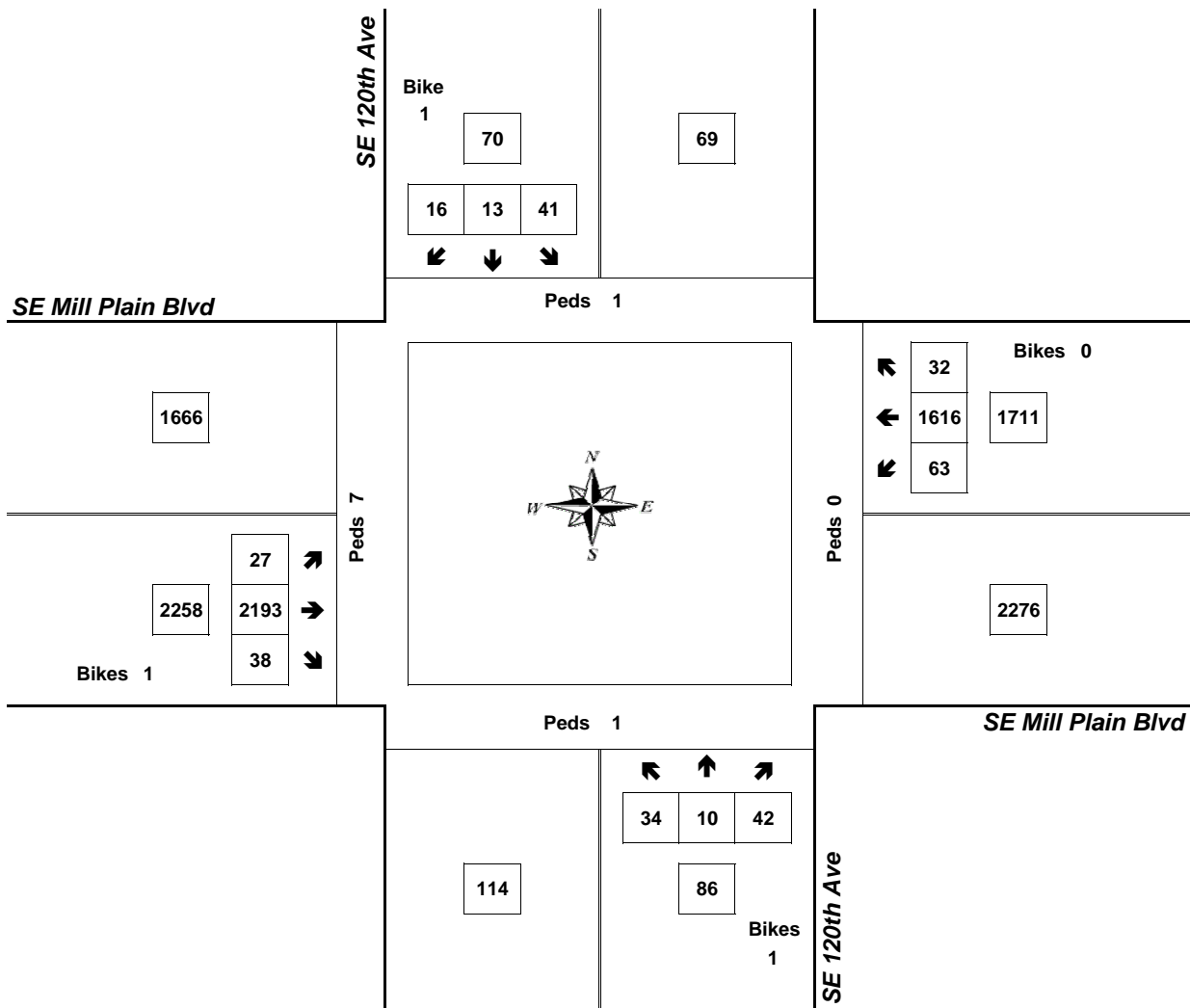


Clay Carney
(503) 833-2740

SE 120th Ave & SE Mill Plain Blvd

4:30 PM to 5:30 PM

11/8/2005



Approach	PHF	HV%	Volume
EB	0.95	1.5%	2,258
WB	0.95	1.6%	1,711
NB	0.63	0.0%	86
SB	0.56	7.1%	70
Intersection	0.97	1.6%	4,125

Count Period: 4:00 PM to 6:00 PM