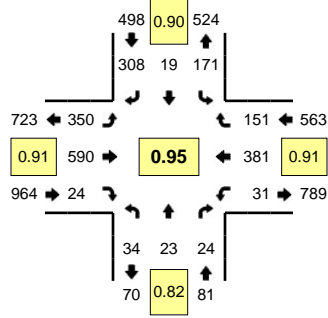
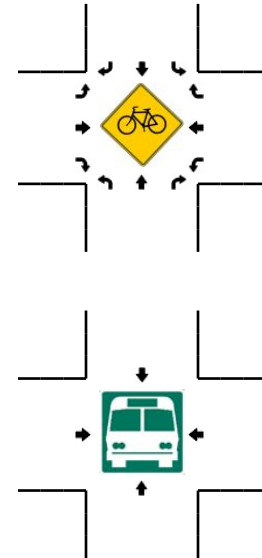
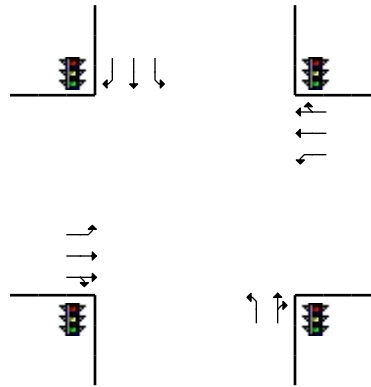
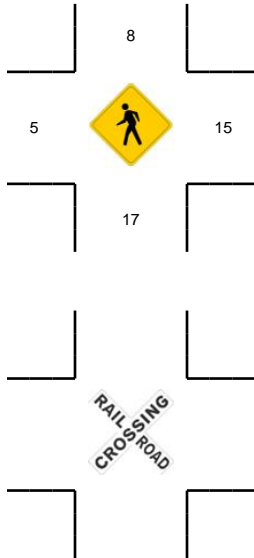
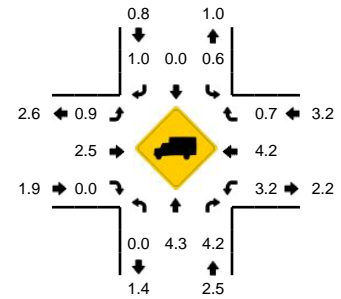


LOCATION: NE 78th Ave -- NE Fourth Plain Blvd
CITY/STATE: Vancouver, WA

QC JOB #: 10310817
DATE: 12/6/2007



Peak-Hour: 4:25 PM -- 5:25 PM
Peak 15-Min: 4:25 PM -- 4:40 PM



5-Min Count Period Beginning At	NE 78th Ave (Northbound)				NE 78th Ave (Southbound)				NE Fourth Plain Blvd (Eastbound)				NE Fourth Plain Blvd (Westbound)				Total	Hourly Totals
	Left	Thru	Right	U	Left	Thru	Right	U	Left	Thru	Right	U	Left	Thru	Right	U		
4:00 PM	2	2	3	0	9	2	30	0	24	42	3	0	2	31	9	0	159	
4:05 PM	5	1	3	0	13	1	21	0	17	39	2	1	1	36	12	0	152	
4:10 PM	7	2	1	0	13	1	28	0	29	47	1	0	1	33	15	0	178	
4:15 PM	6	3	0	0	9	1	24	0	26	53	4	0	3	28	16	0	173	
4:20 PM	4	2	1	0	14	0	17	0	30	51	1	0	4	30	12	0	166	
4:25 PM	1	1	1	0	12	1	24	0	41	39	2	0	3	29	18	0	172	
4:30 PM	2	3	1	0	10	1	29	0	24	69	4	0	3	42	12	0	200	
4:35 PM	4	3	4	0	10	2	22	0	32	55	1	0	1	32	15	0	181	
4:40 PM	1	1	0	0	13	2	24	0	30	35	7	0	3	26	9	1	152	
4:45 PM	2	5	2	0	12	0	34	0	33	42	1	0	0	35	11	0	177	
4:50 PM	5	1	5	0	21	1	26	0	31	43	5	0	2	28	14	0	182	
4:55 PM	5	0	1	0	10	2	22	0	32	45	0	0	5	30	11	0	163	2055
5:00 PM	5	1	3	0	15	4	21	0	21	45	0	0	1	31	6	2	155	2051
5:05 PM	2	1	2	0	22	2	23	0	29	48	2	0	3	33	17	0	184	2083
5:10 PM	0	3	3	0	19	1	30	0	32	54	0	0	3	33	11	1	190	2095
5:15 PM	4	4	1	0	14	2	25	0	20	60	0	0	2	32	12	0	176	2098
5:20 PM	3	0	1	0	13	1	28	0	25	55	2	0	1	30	15	0	174	2106
5:25 PM	2	0	3	0	9	1	18	0	23	46	4	0	4	22	12	0	144	2078
5:30 PM	5	2	1	0	12	3	24	0	36	49	1	0	0	32	12	1	178	2056
5:35 PM	3	0	0	0	14	5	23	0	30	37	0	0	3	35	13	0	163	2038
5:40 PM	5	3	0	0	13	4	24	0	25	39	2	0	3	18	11	0	147	2033
5:45 PM	1	5	2	0	13	1	23	0	28	52	3	0	3	19	10	0	160	2016
5:50 PM	1	1	1	0	10	3	20	0	39	31	0	0	1	27	9	0	143	1977
5:55 PM	3	0	0	0	7	3	28	0	26	42	4	0	4	30	11	0	158	1972
Peak 15-Min Flowrates	Northbound				Southbound				Eastbound				Westbound				Total	
	Left	Thru	Right	U	Left	Thru	Right	U	Left	Thru	Right	U	Left	Thru	Right	U		
All Vehicles	28	28	24	0	128	16	300	0	388	652	28	0	28	412	180	0	2212	
Heavy Trucks	0	0	4		0	0	0		0	20	0		0	28	0		52	
Pedestrians		28				12				12				28			80	
Bicycles																		
Railroad																		
Stopped Buses																		

Comments: