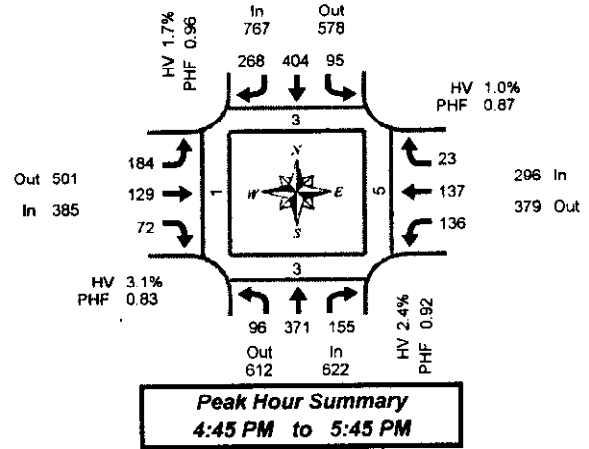


Total Vehicle Summary



Clay Carney
(503) 833-2740



NW Hwy 99 & NW 117th St

Tuesday, September 13, 2011
4:00 PM to 6:00 PM

15-Minute Interval Summary

4:00 PM to 6:00 PM

Interval Start Time	Northbound NW Hwy 99				Southbound NW Hwy 99				Eastbound NW 117th St				Westbound NW 117th St				Interval Total	Pedestrians Crosswalk			
	L	T	R	Bikes	L	T	R	Bikes	L	T	R	Bikes	L	T	R	Bikes		North	South	East	West
4:00 PM	10	77	30	0	13	99	44	0	44	46	19	0	33	36	2	0	453	2	0	4	0
4:15 PM	18	98	35	0	21	95	57	0	59	23	12	0	33	30	6	0	485	0	0	1	0
4:30 PM	22	76	32	0	18	99	45	0	51	33	17	0	18	44	9	0	464	1	1	0	2
4:45 PM	30	101	34	0	18	113	60	0	42	39	20	0	34	24	5	0	520	1	1	2	1
5:00 PM	20	101	31	0	30	97	67	0	42	22	17	0	33	33	7	0	500	1	0	2	0
5:15 PM	23	96	50	0	21	95	66	0	54	41	21	0	39	39	7	0	552	0	1	1	0
5:30 PM	23	73	40	0	26	99	75	0	46	27	14	0	30	41	4	0	498	1	1	0	0
5:45 PM	21	92	35	0	25	83	55	0	42	32	17	0	32	44	12	0	490	0	2	2	1
Total Survey	167	712	287	0	172	780	469	0	380	263	137	0	252	291	52	0	3,962	6	6	12	4

Peak Hour Summary

4:45 PM to 5:45 PM

By Approach	Northbound NW Hwy 99				Southbound NW Hwy 99				Eastbound NW 117th St				Westbound NW 117th St				Total	Pedestrians Crosswalk			
	In	Out	Total	Bikes	In	Out	Total	Bikes	In	Out	Total	Bikes	In	Out	Total	Bikes		North	South	East	West
Volume	622	612	1,234	0	767	578	1,345	0	385	501	886	0	296	379	675	0	2,070	3	3	5	1
%HV	2.4%				1.7%				3.1%				1.0%				2.1%				
PHF	0.92				0.96				0.83				0.87				0.94				

By Movement	Northbound NW Hwy 99				Southbound NW Hwy 99				Eastbound NW 117th St				Westbound NW 117th St				Total
	L	T	R	Total	L	T	R	Total	L	T	R	Total	L	T	R	Total	
Volume	96	371	155	622	95	404	268	767	184	129	72	385	136	137	23	296	2,070
%HV	1.0%	2.7%	2.6%	2.4%	6.3%	1.0%	1.1%	1.7%	3.6%	3.9%	0.0%	3.1%	1.5%	0.7%	0.0%	1.0%	2.1%
PHF	0.80	0.92	0.78	0.92	0.79	0.89	0.89	0.96	0.85	0.79	0.86	0.83	0.87	0.84	0.82	0.87	0.94

Rolling Hour Summary

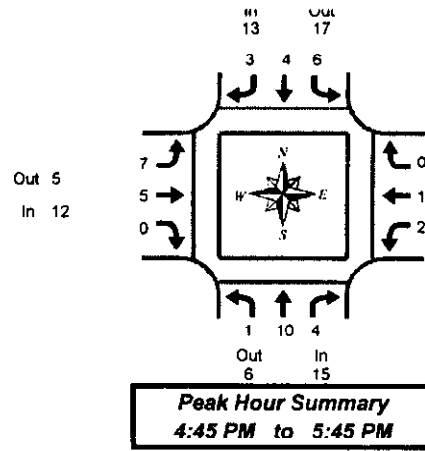
4:00 PM to 6:00 PM

Interval Start Time	Northbound NW Hwy 99				Southbound NW Hwy 99				Eastbound NW 117th St				Westbound NW 117th St				Interval Total	Pedestrians Crosswalk			
	L	T	R	Bikes	L	T	R	Bikes	L	T	R	Bikes	L	T	R	Bikes		North	South	East	West
4:00 PM	80	350	131	0	70	406	206	0	196	141	68	0	118	134	22	0	1,922	4	2	7	3
4:15 PM	90	374	132	0	87	404	229	0	194	117	66	0	118	131	27	0	1,969	3	2	5	3
4:30 PM	95	374	147	0	87	404	238	0	189	135	75	0	124	140	28	0	2,036	3	3	5	3
4:45 PM	96	371	155	0	95	404	268	0	184	129	72	0	136	137	23	0	2,070	3	3	5	1
5:00 PM	87	362	156	0	102	374	263	0	184	122	69	0	134	157	30	0	2,040	2	4	5	1

Heavy Vehicle Summary



Clay Carney
(503) 833-2740



NW Hwy 99 & NW 117th St

Tuesday, September 13, 2011
4:00 PM to 6:00 PM

Heavy Vehicle 15-Minute Interval Summary 4:00 PM to 6:00 PM

Interval Start Time	Northbound NW Hwy 99				Southbound NW Hwy 99				Eastbound NW 117th St				Westbound NW 117th St				Interval Total
	L	T	R	Total	L	T	R	Total	L	T	R	Total	L	T	R	Total	
4:00 PM	1	8	1	10	1	3	0	4	1	1	1	3	1	3	0	4	21
4:15 PM	2	2	1	5	0	2	2	4	2	4	0	6	1	0	0	1	16
4:30 PM	2	3	0	5	0	2	2	4	0	2	1	3	0	1	0	1	13
4:45 PM	0	4	0	4	0	1	0	1	3	0	0	3	0	0	0	0	8
5:00 PM	0	2	1	3	2	2	1	5	3	0	0	3	1	1	0	2	13
5:15 PM	1	1	2	4	3	1	0	4	1	5	0	6	1	0	0	1	15
5:30 PM	0	3	1	4	1	0	2	3	0	0	0	0	0	0	0	0	7
5:45 PM	0	1	0	1	0	1	1	2	1	3	1	5	0	0	1	1	9
Total Survey	6	24	6	38	7	12	8	27	11	15	3	29	4	5	1	10	102

Heavy Vehicle Peak Hour Summary 4:45 PM to 5:45 PM

By Approach	Northbound NW Hwy 99			Southbound NW Hwy 99			Eastbound NW 117th St			Westbound NW 117th St			Total
	In	Out	Total	In	Out	Total	In	Out	Total	In	Out	Total	
Volume	15	6	21	13	17	30	12	5	17	3	15	18	43
PHF	0.19			0.27			0.25			0.13			0.22

By Movement	Northbound NW Hwy 99				Southbound NW Hwy 99				Eastbound NW 117th St				Westbound NW 117th St				Total
	L	T	R	Total	L	T	R	Total	L	T	R	Total	L	T	R	Total	
Volume	1	10	4	15	6	4	3	13	7	5	0	12	2	1	0	3	43
PHF	0.05	0.19	0.25	0.19	0.25	0.14	0.19	0.27	0.25	0.16	0.00	0.25	0.25	0.06	0.00	0.13	0.22

Heavy Vehicle Rolling Hour Summary 4:00 PM to 6:00 PM

Interval Start Time	Northbound NW Hwy 99				Southbound NW Hwy 99				Eastbound NW 117th St				Westbound NW 117th St				Interval Total
	L	T	R	Total	L	T	R	Total	L	T	R	Total	L	T	R	Total	
4:00 PM	5	17	2	24	1	8	4	13	6	7	2	15	2	4	0	6	58
4:15 PM	4	11	2	17	2	7	5	14	8	6	1	15	2	2	0	4	50
4:30 PM	3	10	3	16	5	6	3	14	7	7	1	15	2	2	0	4	49
4:45 PM	1	10	4	15	6	4	3	13	7	5	0	12	2	1	0	3	43
5:00 PM	1	7	4	12	6	4	4	14	5	8	1	14	2	1	1	4	44

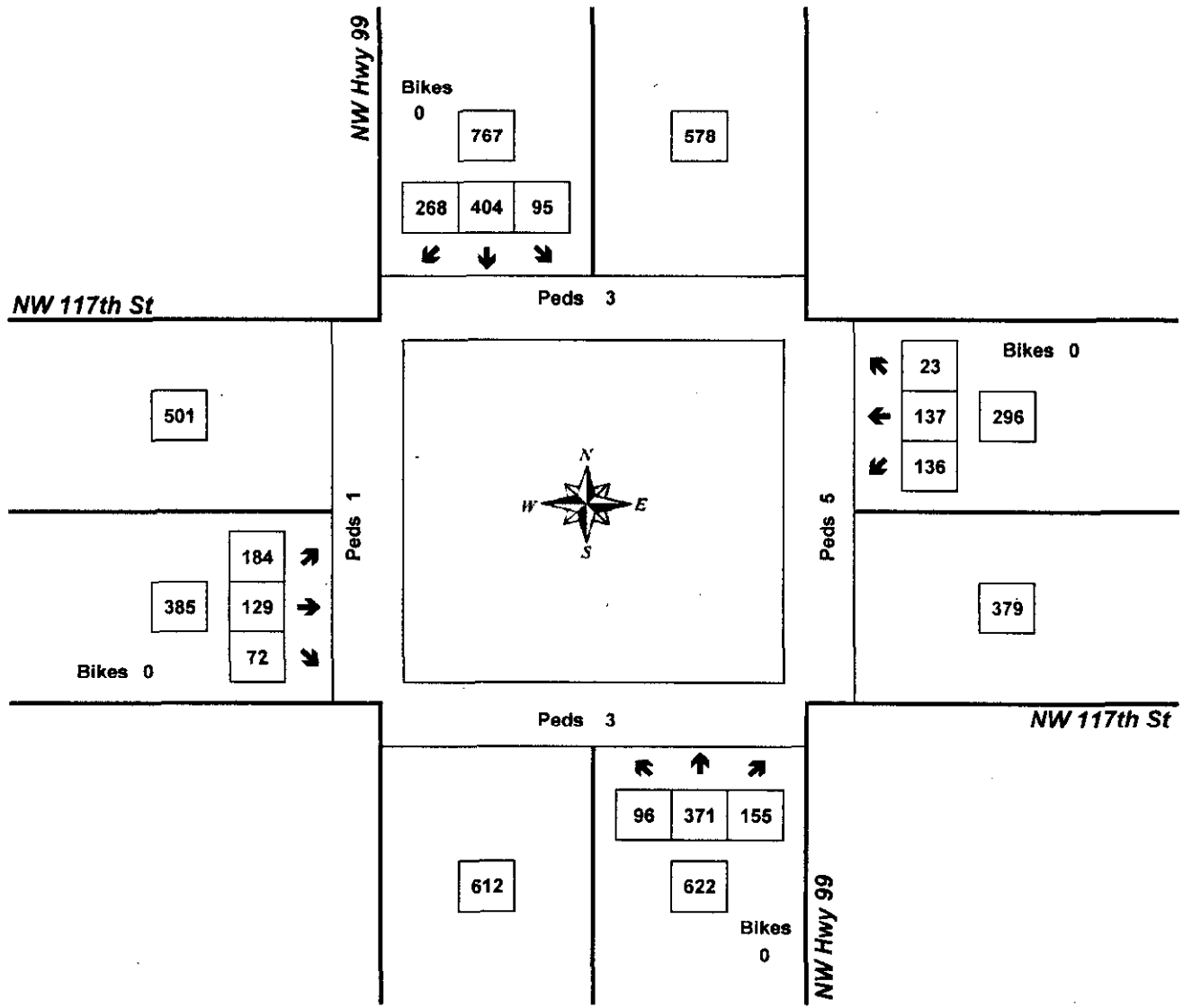
Peak Hour Summary



Clay Carney
(503) 833-2740

NW Hwy 99 & NW 117th St

4:45 PM to 5:45 PM
Tuesday, September 13, 2011



Approach	PHF	HV%	Volume
EB	0.83	3.1%	385
WB	0.87	1.0%	296
NB	0.92	2.4%	622
SB	0.96	1.7%	767
Intersection	0.94	2.1%	2,070

Count Period: 4:00 PM to 6:00 PM