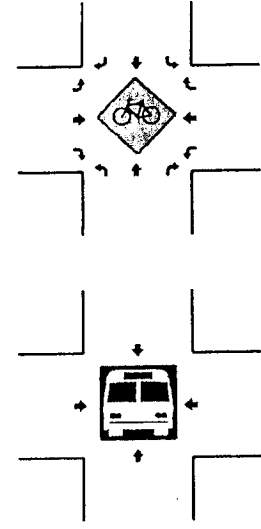
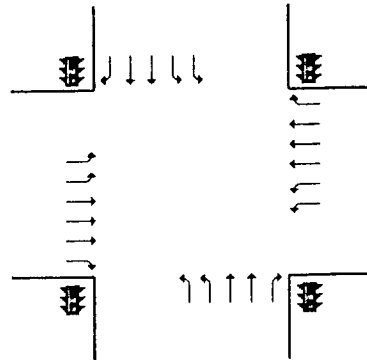
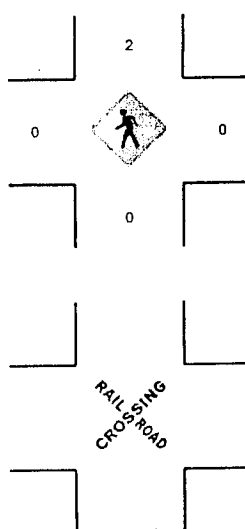
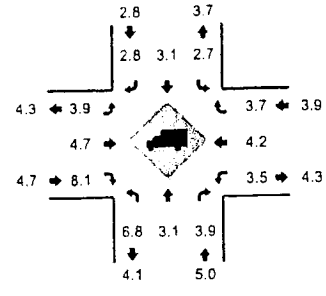
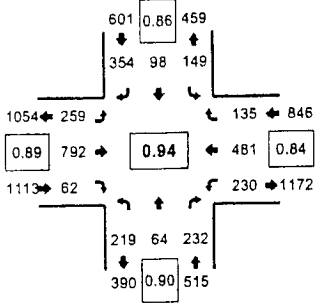


LOCATION: NE 20th Ave -- NE 134th St
 CITY/STATE: Vancouver, WA

QC JOB #: 10352707
 DATE: 5/14/2008

Peak-Hour: 7:45 AM -- 8:45 AM
 Peak 15-Min: 8:30 AM -- 8:45 AM



5-Min Count Period Beginning At	NE 20th Ave (Northbound)				NE 20th Ave (Southbound)				NE 134th St (Eastbound)				NE 134th St (Westbound)				Total	Hourly Totals
	Left	Thru	Right	U	Left	Thru	Right	U	Left	Thru	Right	U	Left	Thru	Right	U		
7:00 AM	11	0	6	0	8	3	27	0	16	63	4	0	10	40	7	0	195	
7:05 AM	9	2	14	0	11	4	23	0	16	50	4	0	6	56	9	0	204	
7:10 AM	14	0	21	0	18	3	38	0	12	60	3	0	13	48	3	0	233	
7:15 AM	10	0	13	0	9	6	34	0	18	76	1	1	10	62	7	0	247	
7:20 AM	12	1	18	0	14	6	36	0	11	48	1	0	10	46	6	0	209	
7:25 AM	20	2	16	0	20	1	12	0	20	74	4	0	15	35	5	0	224	
7:30 AM	10	2	16	0	6	5	23	0	22	82	3	0	19	36	11	0	235	
7:35 AM	15	5	16	0	10	4	33	0	31	81	3	0	12	45	9	0	264	
7:40 AM	24	2	25	0	24	5	31	0	17	87	2	0	1	35	5	0	258	
7:45 AM	14	2	22	0	23	5	37	0	25	76	2	0	23	51	10	0	290	
7:50 AM	23	5	19	0	12	8	29	0	35	78	4	0	17	42	12	0	282	
7:55 AM	12	4	17	0	9	13	30	1	15	50	5	0	13	39	13	0	221	2862
8:00 AM	25	5	21	0	11	10	17	0	17	74	4	0	18	48	9	0	259	2926
8:05 AM	13	4	17	0	4	7	22	0	23	60	1	0	22	36	10	0	219	2941
8:10 AM	16	3	29	0	18	6	24	0	11	50	4	0	15	26	14	0	216	2924
8:15 AM	21	3	16	0	9	12	24	0	34	68	6	0	24	32	15	0	264	2941
8:20 AM	19	16	17	0	8	11	34	0	14	68	12	0	27	35	14	0	275	3007
8:25 AM	18	9	22	0	8	9	27	0	29	52	4	0	18	28	12	0	234	3017
8:30 AM	22	5	19	0	9	10	36	0	12	66	9	0	14	41	8	0	289	3051
8:35 AM	21	2	18	0	13	7	33	0	24	55	6	0	19	51	10	0	259	3046
8:40 AM	15	6	15	0	24	7	41	0	20	75	5	0	22	52	10	0	287	3075
8:45 AM	25	3	13	0	12	7	28	0	26	59	6	0	23	53	13	0	268	3053
8:50 AM	21	6	17	0	9	2	35	0	28	65	5	1	16	57	12	0	274	3045
8:55 AM	19	5	13	0	10	5	41	0	21	54	9	0	22	38	12	0	249	3073
Peak 15-Min Flowrates	Northbound				Southbound				Eastbound				Westbound				Total	
	Left	Thru	Right	U	Left	Thru	Right	U	Left	Thru	Right	U	Left	Thru	Right	U		
All Vehicles	232	52	208	0	184	76	440	0	224	864	80	0	220	576	104	0	3260	
Heavy Trucks	16	4	4		4	0	8		4	44	8		12	36	4		144	
Pedestrians		0				0				0				0			0	
Bicycles																		
Railroad																		
Stopped Buses																		

Comments: