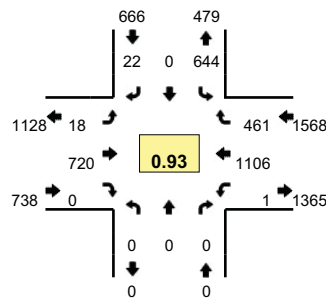
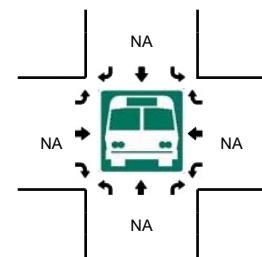
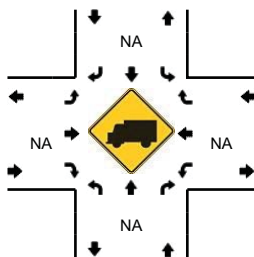
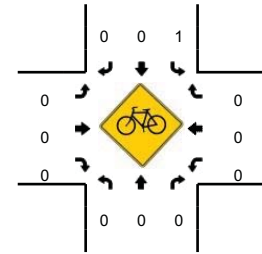
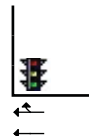
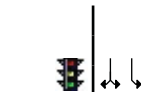
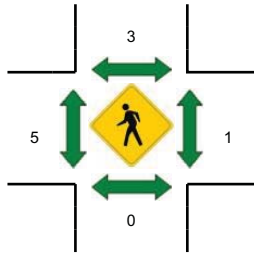
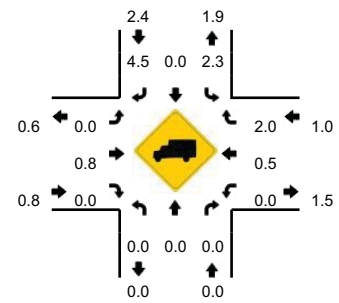


**LOCATION:** NE 10th Ave -- NE 134th St  
**CITY/STATE:** Vancouver, WA

**QC JOB #:** 10837011  
**DATE:** Tue, Oct 23 2012



**Peak-Hour: 4:40 PM -- 5:40 PM**  
**Peak 15-Min: 5:00 PM -- 5:15 PM**



5-Min Count Period Beginning At	NE 10th Ave (Northbound)				NE 10th Ave (Southbound)				NE 134th St (Eastbound)				NE 134th St (Westbound)				Total	Hourly Totals	
	Left	Thru	Right	U	Left	Thru	Right	U	Left	Thru	Right	U	Left	Thru	Right	U			
4:00 PM	0	0	0	0	43	0	3	0	0	68	0	0	0	0	66	32	0	212	
4:05 PM	0	0	0	0	63	0	0	0	0	77	0	0	0	0	65	24	0	229	
4:10 PM	0	0	0	0	33	0	2	0	1	63	0	0	0	0	80	30	0	209	
4:15 PM	0	0	0	0	49	0	1	0	0	61	0	0	0	0	65	42	1	219	
4:20 PM	0	0	0	0	38	0	1	0	0	46	0	0	0	0	79	41	0	205	
4:25 PM	0	0	0	0	46	0	2	0	0	45	0	0	0	0	76	36	0	205	
4:30 PM	0	0	0	0	43	0	2	0	1	56	0	0	0	0	91	25	0	218	
4:35 PM	0	0	0	0	60	0	0	0	1	64	0	0	0	0	85	32	0	242	
4:40 PM	0	0	0	0	45	0	1	0	0	62	0	0	0	0	103	55	0	266	
4:45 PM	0	0	0	0	60	0	3	0	2	34	0	0	0	0	88	42	0	229	
4:50 PM	0	0	0	0	52	0	1	0	0	50	0	0	0	0	92	32	0	227	
4:55 PM	0	0	0	0	60	0	2	0	0	62	0	0	0	0	80	27	0	231	2692
5:00 PM	0	0	0	0	66	0	2	0	3	80	0	0	0	0	88	43	0	282	2762
5:05 PM	0	0	0	0	60	0	0	0	1	77	0	0	0	0	85	36	0	259	2792
5:10 PM	0	0	0	0	53	0	5	0	1	61	0	0	0	0	98	37	0	255	2838
5:15 PM	0	0	0	0	46	0	0	0	2	56	0	0	0	0	100	37	1	242	2861
5:20 PM	0	0	0	0	66	0	2	0	6	50	0	0	0	0	75	30	0	229	2885
5:25 PM	0	0	0	0	47	0	4	0	1	55	0	0	0	0	117	34	0	258	2938
5:30 PM	0	0	0	0	45	0	1	0	2	67	0	0	0	0	91	40	0	246	2966
5:35 PM	0	0	0	0	44	0	1	0	0	66	0	0	0	0	89	48	0	248	2972
5:40 PM	0	0	0	0	40	0	1	0	0	53	0	0	0	0	102	50	0	246	2952
5:45 PM	0	0	0	0	60	0	0	0	0	46	0	0	0	0	81	40	0	227	2950
5:50 PM	0	0	0	0	50	0	2	0	2	56	0	0	0	0	95	40	0	245	2968
5:55 PM	0	0	0	0	60	0	1	0	0	51	0	0	0	0	80	33	0	225	2962
Peak 15-Min Flowrates	Northbound				Southbound				Eastbound				Westbound				Total		
	Left	Thru	Right	U	Left	Thru	Right	U	Left	Thru	Right	U	Left	Thru	Right	U			
All Vehicles	0	0	0	0	716	0	28	0	20	872	0	0	0	1084	464	0	3184		
Heavy Trucks	0	0	0	0	20	0	0	0	0	12	0	0	0	4	4	0	40		
Pedestrians	0	0	0	0	0	0	0	0	0	8	0	0	0	0	0	0	8		
Bicycles	0	0	0	0	1	0	0	0	0	0	0	0	0	0	0	0	1		
Railroad																			
Stopped Buses																			

Comments: