



Interval 60 min. 15 min.

Count(volume) Speed

Binned(CL/SP) Raw

Lane No 1 2

Direction Channel 1 _____

Direction Channel 2 _____

Data Hog # 167

Counter No. 3399 Count ID A-R

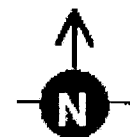

SR 503 RRT/RRQ MP 27.81

Leg _____ Direction NE OSID _____

Station Description _ ON SR-503 N/O NE HEAVY TR

Date	Day	Time	Comments
4/18/05	2	1136	Manual (1) <u>3</u> (2) _____ Counter (1) <u>3</u> (2) _____ SET UP IN G.S.
4/19	3	0826	Manual (1) <u>4</u> (2) _____ Counter (1) <u>4</u> (2) _____ CHECK OK G.S.
4/20	4	0848	Manual (1) <u>2</u> (2) _____ Counter (1) <u>2</u> (2) _____ CHECK OK G.S.
4/21	5	1119	Manual (1) <u>2</u> (2) _____ Counter (1) <u>2</u> (2) _____ CHECK OK G.S.
4/22	6	0020	Manual (1) _____ (2) _____ Counter (1) _____ (2) _____ G.S.

Sketch



North

[Signature]
Field Person



Interval 60 min. 15 min.

Count(volume) Speed

Binned(CL/SP) Raw

Lane No 1 2

Direction Channel 1 _____

Direction Channel 2 _____

Data Hog # 164

Counter No. 3385 Count ID ATR

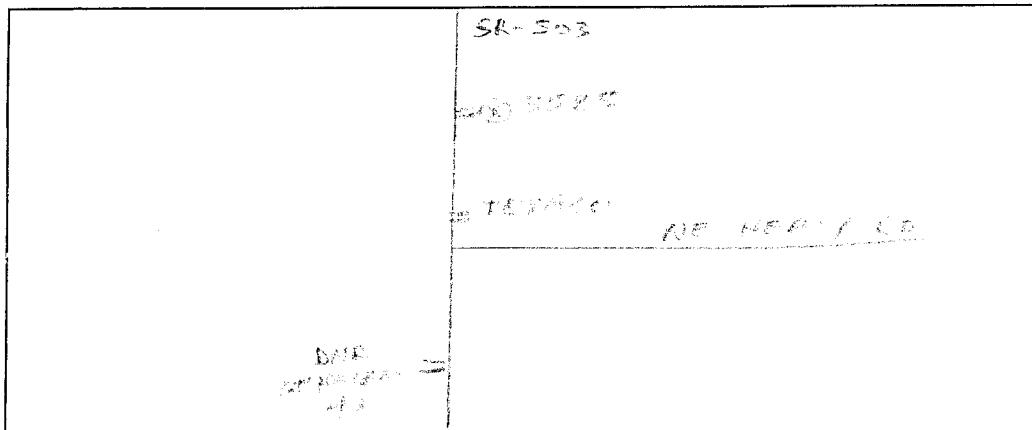
SR 503 RRT/RRQ _____ MP 24.81

Leg 2 Direction N/E OSID _____

Station Description - ON SR-503 N/E NE HEAVY RD

Date	Day	Time	Comments
11/10/05	2	1123	Manual (1) <u>4</u> (2) _____ Counter (1) <u>4</u> (2) _____ CHECK OK DE 6.5
11/11	3	0829	Manual (1) <u>2</u> (2) _____ Counter (1) <u>2</u> (2) _____ CHECK OK 6.5
11/20	4	0853	Manual (1) <u>2</u> (2) _____ Counter (1) <u>2</u> (2) _____ CHECK OK 6.5
11/21	5	1153	Manual (1) <u>3</u> (2) _____ Counter (1) <u>3</u> (2) _____ CHECK OK 6.5
11/22	6	0922	Manual (1) <u>1</u> (2) _____ Counter (1) <u>1</u> (2) _____ PUL/05 6.5

Sketch



Ray B. Baker
Field Person

DOT-RNB505A-B

STATE OF WASHINGTON - DEPARTMENT OF TRANSPORTATION
TRIP SYSTEM
HOURLY TRAFFIC CLASSIFICATION SUMMARY

DATE 05/24/05
TIME 08:27:15
PAGE 61

SR 503 MP 024.81 OFF SYSTEM ID. LEG 2 DIRECTION OF TRAFFIC SOUTHBOUND LANE ALL OF

COUNT IDENTIFIER ATR COUNTER NUMBER 003399 DESCRIPTION: ON SR 503 N/O NE HEALY RD

04-18-05 MONDAY AM HOURS	CARS PICKUPS	BUS	SINGLE MED	UNITS HVY	4+	SINGLE UNIT %	DOUBLE UNITS 4-	5	6+	DOUBLE UNIT %	5-	TRAINS 6	7+	TRAIN %	TRUCK %	CLASS UNKNOWN	TOTAL VEHICLES
12 - 1	18		1	1	1	13.6				6.3					13.6	1	22
1 - 2	26			4		12.5									18.8		32
2 - 3	22			6		24.1			1						24.1		29
3 - 4	21			9		25.0									25.0		28
4 - 5	43			9	1	18.9									18.9		53
5 - 6	33			3		12.8									12.8	1	39
6 - 7	20			1		13.0									13.0		23
7 - 8	17			1		5.6									5.6		18
8 - 9	16			1		5.3		1		5.3					10.5	1	19
9 - 10	3																3
10 - 11	9																9
11 - 12	6																6
AM TOTAL	234		1	36	4	14.6		1	1	1.1					15.7	3	281
PM TOTAL	234		1	36	4	14.6		1	1	1.1					15.7	3	281
DAY TOTAL	234		1	36	4	14.6		1	1	1.1					15.7	3	281
															2-AXLE EQUIVALENT		288

SR 503 MP 024.81 OFF SYSTEM ID. LEG 2 DIRECTION OF TRAFFIC SOUTHBOUND LANE ALL OF
 COUNT IDENTIFIER ATR COUNTER NUMBER 003399 DESCRIPTION: ON SR 503 N/O NE HEALY RD

04-19-05 TUESDAY AM HOURS	CARS PICKUPS	BUS MED	SINGLE UNITS Hvy	4+ UNIT %	DOUBLE UNITS 4-5	6+ UNIT %	DOUBLE UNITS 5-6	7+ UNIT %	TRAIN %	TRUCK %	CLASS UNKNOWN	TOTAL VEHICLES
12 - 1	2										1	2
1 - 2	6											7
2 - 3	3											3
3 - 4	11		3							9.1		12
4 - 5	30		3							9.1		33
5 - 6	39		2							7.0		43
6 - 7	40		2							6.5		47
7 - 8	29		5							20.0		31
8 - 9	24		2							7.7		30
9 - 10	23		1							7.7		26
10 - 11	27		1							10.0		30
11 - 12												
PM HOURS												
12 - 1	34	1	2							8.1		37
1 - 2	31		7							18.4		38
2 - 3	22		4							15.4		26
3 - 4	36		6		1					15.9	1	44
4 - 5	39		6		1					18.0	2	50
5 - 6	30		5							13.9	1	36
6 - 7	22		3							12.0		25
7 - 8	21		2							15.4	1	26
8 - 9	18		2							14.3		21
9 - 10	16		1							5.9		17
10 - 11	1											1
11 - 12	6											7
AM TOTAL	234		18		3					8.0		261
PM TOTAL	276		38		3					12.8		328
DAY TOTAL	510		56		6					10.7		589

DAY TOTAL	510		1		56					10.7		601

AM TOTAL	234		18		3					8.0		261
PM TOTAL	276		38		3					12.8		328
DAY TOTAL	510		56		6					10.7		589

DAY TOTAL	510		1		56					10.7		601

2-AXLE EQUIVALENT

DOT-RNB505A-B

STATE OF WASHINGTON - DEPARTMENT OF TRANSPORTATION
TRIP SYSTEM
HOURLY TRAFFIC CLASSIFICATION SUMMARY

DATE 05/24/05
TIME 08:27:15
PAGE 63

SR 503 MP 024.81 OFF SYSTEM ID. LEG 2 DIRECTION OF TRAFFIC SOUTHBOUND LANE ALL OF

COUNT IDENTIFIER ATR COUNTER NUMBER 003399 DESCRIPTION: ON SR 503 N/O NE HEALY RD

04-20-05 WEDNESDAY AM HOURS	CARS PICKUPS	BUS	SINGLE MED	UNITS HVY	4+	SINGLE UNIT %	DOUBLE 4-	UNITS 5	6+	DOUBLE UNIT %	5-	TRAINS 6	7+	TRAIN %	TRUCK %	CLASS UNKNOWN	TOTAL VEHICLES
12 - 1	2																3
11 - 2	4																4
10 - 3	7																7
9 - 4	4																4
8 - 5	12		2			6.5									6.5		12
7 - 6	29		4	1		11.1									11.1		31
6 - 7	32		2			6.8									6.8		36
5 - 8	41		1			2.5									2.5		44
4 - 9	38		1			8.0									8.0		40
3 - 10	25		2			3.3									3.3		25
2 - 11	22		1			33.3	1			4.0			1	3.3	10.0	2	30
1 - 12	30	1	3	1		14.3				3.3					33.3		33
PM HOURS																	
12 - 1	29		5			13.9				2.8					14.3	1	35
11 - 2	27		7			18.9				5.4					16.7		36
10 - 3	52		11			17.2	2		1	1.6					24.3	1	37
9 - 4	48		5			9.4				2.1					18.8		64
8 - 5	26		2			4.2									6.3		53
7 - 6	23		1			16.1	1			4.3					9.4		48
6 - 7	22		2			4.2									16.1		31
5 - 8	15					11.1									4.2		24
4 - 9	4														4.3	1	23
3 - 10	3														11.1	1	18
2 - 11																	5
1 - 12																	3
AM TOTAL	237		23	1		8.9	2			7			1	.4	10.0	5	269
PM TOTAL	324	1	41	1		11.4	4		2	1.6			1		13.0	4	377
DAY TOTAL	561	1	64	2		10.4	6		2	1.2			1	.2	11.8	9	646
															2-AXLE EQUIVALENT		659

SR 503 MP 024.81 OFF SYSTEM ID. LEG 2 DIRECTION OF TRAFFIC SOUTHBOUND LANE ALL OF
 COUNT IDENTIFIER ATR COUNTER NUMBER 003399 DESCRIPTION: ON SR 503 N/O NE HEALY RD

04-21-05 THURSDAY AM HOURS	CARS PICKUPS	BUS MED	SINGLE UNITS HVY	4+	SINGLE UNIT %	DOUBLE UNITS 4-	5	6+	DOUBLE UNIT %	5-	TRAINS 6	7+	TRAIN %	TRUCK %	CLASS UNKNOWN	TOTAL VEHICLES
1 - 2	2				33.3									33.3	2	2
2 - 3	7														1	7
3 - 4	3														2	3
4 - 5	13														1	13
5 - 6	25														2	27
6 - 7	32														1	33
7 - 8	38														1	39
8 - 9	34														1	35
9 - 10	23														1	24
10 - 11	17														1	18
11 - 12	10														1	11
PM HOURS																
12 - 1	27														1	28
1 - 2	33														2	35
2 - 3	34														1	35
3 - 4	35														1	36
4 - 5	59														1	60
5 - 6	35														1	36
6 - 7	24														1	25
7 - 8	17														1	18
8 - 9	19														1	20
9 - 10	14														1	15
10 - 11	1														1	2
11 - 12	5														1	6
AM TOTAL	202														6	240
PM TOTAL	303														7	348
DAY TOTAL	505														13	588

															2-AXLE EQUIVALENT	603

SR 503 MP 024.81 OFF SYSTEM ID. LEG 2 DIRECTION OF TRAFFIC SOUTHBOUND LANE ALL OF
 COUNT IDENTIFIER ATR COUNTER NUMBER 003999 DESCRIPTION: ON SR 503 N/O NE HEALY RD

04-22-05	CARS PICKUPS	BUS MED	HVY	4+	SINGLE UNIT %	DOUBLE UNITS	5	6+	DOUBLE UNIT %	5-	TRAINS	7+	TRAIN %	TRUCK %	CLASS UNKNOWN	TOTAL VEHICLES
FRIDAY	1	1	1	1	7.1	1	1	1	7.1	1	1	1	7.1	16.7	2	14
AM HOURS	1	1	1	1	16.7	1	1	1	13.8	1	1	1	13.8	25	1	36
12 -	1	1	1	1	6.7	1	1	1	6.7	1	1	1	6.7	42	1	45
1 -	1	1	1	1	6.1	1	1	1	6.1	1	1	1	6.1	30	1	33
2 -	1	1	1	1		1	1	1		1	1	1				
3 -	1	1	1	1		1	1	1		1	1	1				
4 -	1	1	1	1		1	1	1		1	1	1				
5 -	1	1	1	1		1	1	1		1	1	1				
6 -	1	1	1	1		1	1	1		1	1	1				
7 -	1	1	1	1		1	1	1		1	1	1				
8 -	1	1	1	1		1	1	1		1	1	1				
9 -	1	1	1	1		1	1	1		1	1	1				
10 -	1	1	1	1		1	1	1		1	1	1				
11 -	1	1	1	1		1	1	1		1	1	1				
12 -	1	1	1	1		1	1	1		1	1	1				

AM TOTAL	147	13	3	3	9.6	9.6	3	3	9.6	3	166
PM TOTAL	147	13	3	3	9.6	9.6	3	3	9.6	3	166
DAY TOTAL	147	13	3	3	9.6	9.6	3	3	9.6	3	166

04-18-05 THRU 04-22-05
 2-AXLE EQUIVALENT

AVERAGE WEEKDAY CLASSIFICATION VOLUMES *****

AVERAGE WEEKDAY	CARS PICKUPS	BUS MED	HVY	4+	SINGLE UNIT %	DOUBLE UNITS	5	6+	DOUBLE UNIT %	5-	TRAINS	7+	TRAIN %	TRUCK %	CLASS UNKNOWN	TOTAL VEHICLES
525	1	56	6	6	10.4	6	1	1	1.3	11.7	11	608				
TOTAL HOURS FOR COUNT	93	3	608	620												
3 DAYS	608	608	608	608												
AVG WEEKDAY VOL	608	608	608	608												

608 X SEASONAL ADJ. FACTOR 1.1400 = ESTIMATED AVG DAILY TRAFFIC 693

AWD 2-AXLE EQUIVALENT

SR 503	MP 024.81	OFF SYSTEM ID.	LEG 2	DIRECTION OF TRAFFIC	NORTHBOUND	LANE ALL OF										
COUNT IDENTIFIER	ATR	COUNTER NUMBER	003585	DESCRIPTION: ON SR 503 N/O NE HEALY RD												
04-18-05																
MONDAY																
AM HOURS	CARS PICKUPS	BUS	SINGLE MED	UNITS HVY	4+	SINGLE UNIT %	DOUBLE UNITS 4-5	6+	DOUBLE UNIT %	5-6	TRAINS 7+	TRAIN %	TRUCK %	CLASS UNKNOWN	TOTAL VEHICLES	
12 - 1	22		1	3		14.8							14.8		1	27
1 - 2	19			2	1	12.0							12.0		3	25
2 - 3	23		1	1		6.7							6.7		5	30
3 - 4	27			7		18.9							18.9		3	37
4 - 5	45			8		14.5							14.5		2	55
5 - 6	54			7	1	12.9							12.9			62
6 - 7	41			2		4.7							4.7			43
7 - 8	36			2		4.3							4.3	9	47	43
8 - 9	25			4	1	16.1							16.1	1	31	31
9 - 10	11			1		8.3							8.3		1	12
10 - 11	10			1		8.3							8.3			12
11 - 12	9			1		10.0							10.0		1	10
AM TOTAL	322		2	39	3	11.3							11.3		25	391
PM TOTAL	322		2	39	3	11.3							11.3		25	391
DAY TOTAL	322		2	39	3	11.3							11.3		25	391
															25	393
															25	393

2-AXLE EQUIVALENT

STATE OF WASHINGTON - DEPARTMENT OF TRANSPORTATION
 TRIP SYSTEM
 HOURLY TRAFFIC CLASSIFICATION SUMMARY

COUNT IDENTIFIER	ATR	COUNTER NUMBER	DESCRIPTION	LEG 2	DIRECTION OF TRAFFIC	LANE ALL OF
SR 503	MP 024.81	003585	ON SR 503 N/O NE HEALY RD	2	NORTHBOUND	ALL
04-19-05						
TUESDAY						
AM HOURS						
12 - 1	2					33.3
1 - 2	2					50.0
2 - 3	1					37.5
3 - 4	4					33.3
4 - 5	1					21.1
5 - 6	1					31.6
6 - 7	1					14.3
7 - 8	2					7.1
8 - 9	2					16.7
9 - 10	1					6.5
10 - 11	1					17.1
11 - 12	1					3.1
PM HOURS						
12 - 1	1					12.1
1 - 2	1					16.3
2 - 3	1					7.1
3 - 4	2					9.1
4 - 5	4					9.1
5 - 6	4					7.7
6 - 7	5					3.0
7 - 8	3					4.2
8 - 9	1					25.0
9 - 10	1					
10 - 11	1					
11 - 12	3					
AM TOTAL	140	1	27	5		16.7
PM TOTAL	356	2	32	3	2	8.8
DAY TOTAL	496	3	59	8	4	11.3
					1	1.5
					2	.5
					1	.8
						12.1
						48
						619
						629

2-AXLE EQUIVALENT

SR 503 MP 024.81 OFF SYSTEM ID. LEG 2 DIRECTION OF TRAFFIC NORTHBOUND LANE ALL OF
 COUNT IDENTIFIER ATR COUNTER NUMBER 003585 DESCRIPTION: ON SR 503 N/O NE HEALY RD

AM HOURS	CARS PICKUPS	BUS	SINGLE MED	UNITS HVY	4+	SINGLE UNIT %	DOUBLE 4-	UNITS 5	DOUBLE 6+	UNIT %	DOUBLE UNIT %	5-	TRAINS 6	7+	TRAIN %	TRUCK %	CLASS UNKNOWN	TOTAL VEHICLES
04-20-05 WEDNESDAY																		
12 - 1	5																	5
1 - 2	3																	3
2 - 3	3																	3
3 - 4	3																	3
4 - 5	2																	2
5 - 6	14																	14
6 - 7	15																	15
7 - 8	19																	19
8 - 9	25																	25
9 - 10	14																	14
10 - 11	25																	25
11 - 12	31																	31
PM HOURS	26																	26
12 - 1	23	1	3			13.3		1		3.3						16.7	2	30
1 - 2	23		4			11.8	3			8.8						20.6	4	34
2 - 3	22	1	5			20.0										20.0	2	30
3 - 4	43		4			7.4	1			1.9						9.3	6	54
4 - 5	53		4			3.5	1			1.8						5.3	1	57
5 - 6	53		2			5.2	1			1.7						6.9	4	60
6 - 7	53		3			5.0										5.0	1	58
7 - 8	35		1			2.7				2.7						2.7	1	37
8 - 9	29		2	1		9.1				9.1						9.1	1	33
9 - 10	13		1			6.3				6.3						6.3	1	16
10 - 11	12					7.7				7.7						7.7		13
11 - 12	3																	3
AM TOTAL	160		37	4		18.8	3	1		1.8						20.6	13	218
PM TOTAL	362	2	28	2		7.5	6	1		1.6						9.2	24	425
DAY TOTAL	522	2	65	6		11.4	9	2		1.7						13.1	37	643

2-AXLE EQUIVALENT																		

SR 503 MP 024.81 OFF SYSTEM ID. LEG 2 DIRECTION OF TRAFFIC NORTHBOUND LANE ALL OF
COUNT IDENTIFIER ATR COUNTER NUMBER 003585 DESCRIPTION: ON SR 503 N/O NE HEALY RD

04-21-05 THURSDAY AM HOURS	CARS PICKUPS	BUS	SINGLE MED	HVY	4+	SINGLE UNIT %	DOUBLE 4-	DOUBLE 5	DOUBLE 6+	DOUBLE UNIT %	5-	TRAINS 6	TRAINS 7+	TRAIN %	TRUCK %	CLASS UNKNOWN	TOTAL VEHICLES
12 - 1	5		1			25.0									25.0	1	5
1 - 2	3		1			50.0									50.0	2	4
2 - 3	2		1			33.3									33.3	1	4
3 - 4	3		4			17.2									17.2	1	6
4 - 5	20		4			22.7									22.7	4	29
5 - 6	17		4			27.8									26.7	2	22
6 - 7	9		5			23.3	1			11.1					18.5	1	18
7 - 8	21	1	4			18.5				3.3					15.8	2	30
8 - 9	22		4			15.8									15.8	1	27
9 - 10	16		2			23.3									23.3	2	19
10 - 11	21		6			14.3			1	3.6					17.9	3	28
11 - 12	20	1	1			17.5									10.8	2	40
12 - 1	31	1	4			10.8									8.0	1	37
1 - 2	32	1	2			8.0									7.0	2	50
2 - 3	44		4			7.1									8.9	5	57
3 - 4	48		4			10.4			1	1.8					3.2	1	56
4 - 5	50		4			7.1									7.1	1	48
5 - 6	43		4			3.2									11.1	1	31
6 - 7	29		1			7.1									11.1	1	28
7 - 8	25		2			11.1									11.1	1	23
8 - 9	22		1														9
9 - 10	8																9
10 - 11	9																9
11 - 12	9																9
AM TOTAL	139	1	32	8		20.9	2	1	1	1.5					22.4	13	196
PM TOTAL	361	3	27	6		8.7	1	1	1	.5					9.1	17	416
DAY TOTAL	500	4	59	14		12.6	3	1	1	.8					13.4	30	612

2-AXLE EQUIVALENT

SR 503 MP 024.81 OFF SYSTEM ID. LEG 2 DIRECTION OF TRAFFIC NORTHBOUND LANE ALL OF
COUNT IDENTIFIER ATR COUNTER NUMBER 003585 DESCRIPTION: ON SR 503 N/O NE HEALY RD

04-22-05	FRIDAY	AM HOURS	CARS PICKUPS	BUS	SINGLE MED	UNITS HVY	4+	SINGLE UNIT %	DOUBLE UNITS	4-	5	6+	DOUBLE UNIT %	5-	TRAINS	6	7+	TRAIN %	TRUCK %	CLASS UNKNOWN	TOTAL VEHICLES	
12 - 1			4																			4
1 - 2			1					50.0														1
2 - 3			3																			2
3 - 4			5																			5
4 - 5			3					40.0														10
5 - 6			21					20.7														29
6 - 7			16					12.5														24
7 - 8			14					30.8														26
8 - 9			14					11.1														18
9 - 10																						
10 - 11																						
11 - 12																						
PM HOURS																						
12 - 1			1																			1
1 - 2			2																			2
2 - 3			3																			3
3 - 4			3																			4
4 - 5			5																			5
5 - 6			6																			6
6 - 7			7																			7
7 - 8			8																			8
8 - 9			9																			9
9 - 10			10																			10
10 - 11			11																			11
11 - 12			12																			12
AM TOTAL			78					20.2														119
PM TOTAL			78					20.2														119
DAY TOTAL			78					20.2														130

26.1 10 119
2-AXLE EQUIVALENT

04-18-05 THRU 04-22-05

AVERAGE WEEKDAY CLASSIFICATION VOLUMES *****

CARS PICKUPS	BUS MED	SINGLE UNITS HVY	4+	SINGLE UNIT %	DOUBLE UNITS	4-	5	6+	DOUBLE UNIT %	5-	TRAINS	6	7+	TRAIN %	TRUCK %	CLASS UNKNOWN	TOTAL VEHICLES
506	3	61	9	11.7	5	1	1	1	1.1								625
TOTAL HOURS FOR COUNT 93																	
3 DAYS FACTOR GROUP GR-10																	
AVG WEEKDAY VOL 625 X SEASONAL ADJ. FACTOR 1.1400 = ESTIMATED AVG DAILY TRAFFIC 713																	
AND 2-AXLE EQUIVALENT																	

SR 503 MP 024.81 OFF SYSTEM ID. LEG 2 DIRECTION OF TRAFFIC BOTH WAYS LANE ALL OF
 COUNT IDENTIFIER ATR COUNTER NUMBER 003585 DESCRIPTION: ON SR 503 N/O NE HEALY RD

04-18-05	CARS PICKUPS	BUS	SINGLE MED	HVY	4+	SINGLE UNIT %	DOUBLE 4-	DOUBLE 5	DOUBLE 6+	DOUBLE UNIT %	5-	TRAINS 6	TRAINS 7+	TRAIN %	TRUCK %	CLASS UNKNOWN	TOTAL VEHICLES
MONDAY	40	2	4	1	1	14.3			1	3.5					14.3	2	49
AM HOURS	45		6	1	1	12.3									15.8	3	57
12 - 1	48	1	7	1	1	15.3									15.3	5	59
1 - 2	88		13	1	1	21.5									21.5	3	65
2 - 3	87		17	1	1	16.7									16.7	2	108
3 - 4	61		12	1	1	12.9									12.9	1	101
4 - 5	53		5	1	1	7.6									7.6	1	66
5 - 6	41		3	1	1	4.6		1		2.0					4.6	9	65
6 - 7	19		1			12.0									14.0	2	50
7 - 8	14		1			6.7									6.7	1	15
8 - 9	19		1			4.8									4.8	1	21
9 - 10	15		1			6.3									6.3	1	16
10 - 11																	
11 - 12																	
AM TOTAL	556	3	75	7	7	12.6	1	1	1	.4					13.1	28	672
PM TOTAL	556	3	75	7	7	12.6	1	1	1	.4					13.1	28	672
DAY TOTAL	556	3	75	7	7	12.6	1	1	1	.4					13.1	28	672

2-AXLE EQUIVALENT

SR 503 MP 024.81 OFF SYSTEM ID. LEG 2 DIRECTION OF TRAFFIC BOTH WAYS LANE ALL OF

COUNT IDENTIFIER ATR COUNTER NUMBER 003585 DESCRIPTION: ON SR 503 N/O NE HEALY RD

04-19-05 TUESDAY AM HOURS	CARS PICKUPS	BUS	SINGLE MED	UNITS HVV	4+	SINGLE UNIT %	DOUBLE UNITS	5	6+	DOUBLE UNIT %	5-	TRAINS 6	7+	TRAIN %	TRUCK %	CLASS UNKNOWN	TOTAL VEHICLES
12 - 1	2		1			33.3									33.3	2	4
1 - 2	4															2	10
2 - 3	8															2	5
3 - 4	4		1													2	20
4 - 5	15															3	57
5 - 6	43															3	63
6 - 7	53		1													2	62
7 - 8	51															2	62
8 - 9	52															7	66
9 - 10	49															1	58
10 - 11	40															4	50
11 - 12	53															3	61
PM HOURS																	
12 - 1	62	2	7			12.5									12.5	1	72
1 - 2	60		8			11.4									11.4	2	70
2 - 3	50	1	6			13.6									13.6	1	59
3 - 4	66		11			14.9	1			1.1					16.1	7	87
4 - 5	88		10			10.4	1	1		1.9					12.3	5	106
5 - 6	79		9			9.2	2			2.0					11.2	8	98
6 - 7	71		8			10.0									10.0	1	80
7 - 8	57		5			10.8									10.8	1	65
8 - 9	48		3			5.6	1			1.9					7.4	2	54
9 - 10	38		2			4.9									4.9	1	41
10 - 11	4		1			20.0									20.0	3	5
11 - 12	9															3	12
AM TOTAL	374	1	45			11.8	2			1.1					12.9	26	459
PM TOTAL	632	3	70			10.5	5	1		.8					11.3	32	749
DAY TOTAL	1006	4	115			11.0	7	1	3	.9					11.9	58	1208

2-AXLE EQUIVALENT 11.9 58 1230

STATE OF WASHINGTON - DEPARTMENT OF TRANSPORTATION
 TRIP SYSTEM
 HOURLY TRAFFIC CLASSIFICATION SUMMARY

SR 503	MP 024.81	OFF SYSTEM ID.	LEG 2	DIRECTION OF TRAFFIC	BOTH WAYS	LANE ALL OF									
COUNT IDENTIFIER	ATR	COUNTER NUMBER	003585	DESCRIPTION: ON SR 503 N/O NE HEALY RD											
04-20-05															
WEDNESDAY															
AM HOURS	CARS PICKUPS	BUS	SINGLE MED	HVY	4+	SINGLE UNIT %	DOUBLE 4-5	DOUBLE 6+	DOUBLE UNIT %	5-6	TRAINS 7+	TRAIN %	TRUCK %	CLASS UNKNOWN	TOTAL VEHICLES
12 - 1	7														8
1 - 2	7														7
2 - 3	10														7
3 - 4	7														11
4 - 5	14														19
5 - 6	43														48
6 - 7	47														59
7 - 8	60														71
8 - 9	52														63
9 - 10	46														57
10 - 11	56														67
11 - 12	48														70
PM HOURS															
12 - 1	53														65
1 - 2	52														70
2 - 3	49														67
3 - 4	95														118
4 - 5	101														110
5 - 6	98														106
6 - 7	79														91
7 - 8	58														61
8 - 9	51														56
9 - 10	28														34
10 - 11	16														18
11 - 12	6														6
AM TOTAL	397														487
PM TOTAL	686														802
DAY TOTAL	1083														1289
															1317

2-AXLE EQUIVALENT

STATE OF WASHINGTON - DEPARTMENT OF TRANSPORTATION
 TRIP SYSTEM
 HOURLY TRAFFIC CLASSIFICATION SUMMARY

SR 503	MP 024.81	OFF SYSTEM ID.	COUNTER NUMBER	003585	DESCRIPTION: ON SR 503 N/O NE HEALY RD	LEG 2	DIRECTION OF TRAFFIC	BOTH WAYS	LANE ALL OF									
COUNT IDENTIFIER	ATR																	
04-21-05																		
THURSDAY																		
AM HOURS																		
12 - 1	CARS PICKUPS	BUS	SINGLE MED	HVY	4+	SINGLE UNIT %	DOUBLE 4-	5	6+	DOUBLE UNIT %	5-	TRAINS 6	7+	TRAIN %	TRUCK %	CLASS UNKNOWN	VEHICLES	TOTAL
1 - 2	6		1			16.7									16.7	1	6	7
2 - 3	3		2			40.0									40.0	2	2	5
3 - 4	9					10.5									10.5	1	1	11
4 - 5	16		1			15.0									15.0	2	2	19
5 - 6	45		7			13.8									15.5	6	6	60
6 - 7	49		7			14.8	1								18.0	3	3	58
7 - 8	47	1	9			17.4	1	1							18.8	1	1	61
8 - 9	55		8			13.5									13.5			69
9 - 10	45		4			19.0									21.4			52
10 - 11	33		6			26.1	1	1							28.3	2	2	42
11 - 12	31		10															46
PM HOURS																		
12 - 1	47	2	3			13.6			1						15.3	3	3	59
1 - 2	64	1	11			19.3	1								20.5	2	2	83
2 - 3	66	1	4			10.3			1						11.5	3	3	78
3 - 4	79		6			6.7	2								9.0	2	2	89
4 - 5	107		8			6.5	2								8.1	6	6	123
5 - 6	85		9			9.3	1								6.9	2	2	97
6 - 7	67		4			4.0									4.0	2	2	72
7 - 8	46		2			8.0									2.6	1	1	50
8 - 9	44		4			2.6									10.0	1	1	38
9 - 10	36		1															10
10 - 11	9		1															15
11 - 12	14																	
AM TOTAL	341	1	55	14		16.1	5	1							17.4	19	19	436
PM TOTAL	664	4	53	11		8.9	6	1	1						9.9	24	24	764
DAY TOTAL	1005	5	108	25		11.5	11	2	1						12.7	43	43	1200
															2-AXLE EQUIVALENT			1229

DOT-RNB505A-B

STATE OF WASHINGTON - DEPARTMENT OF TRANSPORTATION
TRIP SYSTEM
HOURLY TRAFFIC CLASSIFICATION SUMMARY

DATE 05/24/05
TIME 08:27:15
PAGE 75

SR 503 MP 024.81 OFF SYSTEM ID. LEG 2 DIRECTION OF TRAFFIC BOTH WAYS LANE ALL OF
COUNT IDENTIFIER ATR COUNTER NUMBER 003585 DESCRIPTION: ON SR 503 N/O NE HEALY RD

04-22-05	CARS PICKUPS	BUS MED	SINGLE UNITS 4+	SINGLE UNIT %	DOUBLE UNITS 4-5	DOUBLE UNITS 6+	DOUBLE UNIT %	5- TRAINS 6	7+ TRAINS 7+	TRAIN %	TRUCK %	CLASS UNKNOWN	TOTAL VEHICLES
FRIDAY	5												5
AM HOURS	2		1	16.7							16.7		2
12 - 1	4										25.0		4
1 - 2	8										18.5		8
2 - 3	14		1	20.8							20.8		14
3 - 4	51		10	18.5							15.5		51
4 - 5	41		6	13.2		3	1				7.5		41
5 - 6	56		7	15.5							3.9		56
6 - 7	44		1	7.8		2							44
7 - 8			3										
8 - 9			1										
9 - 10													
10 - 11													
11 - 12													
PM HOURS													
12 - 1													
1 - 2													
2 - 3													
3 - 4													
4 - 5													
5 - 6													
6 - 7													
7 - 8													
8 - 9													
9 - 10													
10 - 11													
11 - 12													
AM TOTAL	225	3	30	14.0	5	1	1				16.5	13	285
PM TOTAL	225	3	30	14.0	5	1	1				16.5	13	285
DAY TOTAL	225	3	30	14.0	5	1	1				16.5	13	285

04-18-05 THRU 04-22-05

AVERAGE WEEKDAY CLASSIFICATION VOLUMES *****

CARS PICKUPS	BUS MED	SINGLE UNITS 4+	SINGLE UNIT %	DOUBLE UNITS 4-5	DOUBLE UNITS 6+	DOUBLE UNIT %	5- TRAINS 6	7+ TRAINS 7+	TRAIN %	TRUCK %	CLASS UNKNOWN	TOTAL VEHICLES
1031	4	117	11.1	11	2	1				12.3	49	1232
AWD 2-AXLE EQUIVALENT												

TOTAL HOURS FOR COUNT 93
 3 DAYS AVG WEEKDAY VOL 1232 X SEASONAL ADJ. FACTOR 1.1400 = ESTIMATED AVG DAILY TRAFFIC 1404

PEAK HOUR PERCENTAGES: K = 9.98 D = 53.66 T = 8.13
 PEAK HOUR LOCATION : VOLUME = 123 DATE: 04/21/05 TIME: 04:00 PM

Washington State Department of Transportation