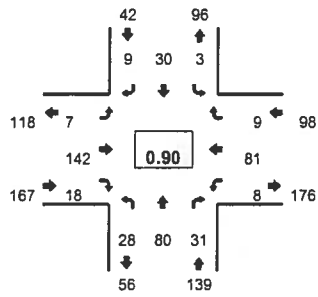
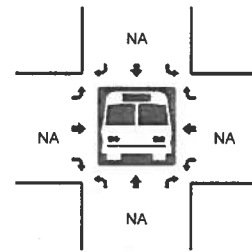
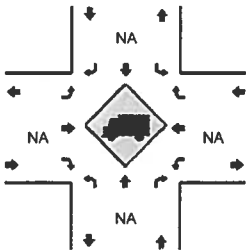
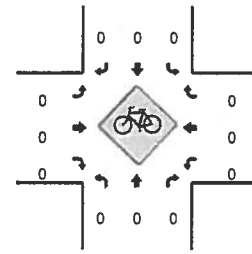
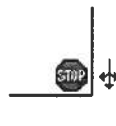
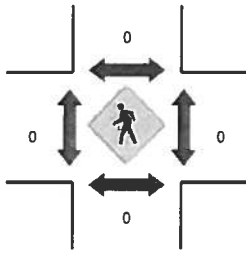
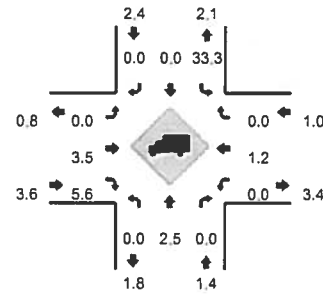


LOCATION: NE 50th Ave – NE 179th St  
 CITY/STATE: Vancouver, WA

QC JOB #: 10900202  
 DATE: Wed, Feb 20 2013



Peak-Hour: 4:25 PM -- 5:25 PM  
 Peak 15-Min: 5:10 PM -- 5:25 PM



5-Min Count Period Beginning At	NE 50th Ave (Northbound)				NE 50th Ave (Southbound)				NE 179th St (Eastbound)				NE 179th St (Westbound)				Total	Hourly Totals
	Left	Thru	Right	U	Left	Thru	Right	U	Left	Thru	Right	U	Left	Thru	Right	U		
4:00 PM	2	3	4	0	1	2	1	0	1	11	2	0	2	6	1	0	36	
4:05 PM	0	8	1	0	0	3	2	0	2	14	0	0	0	8	0	0	38	
4:10 PM	4	9	3	0	0	1	0	0	0	12	4	0	2	5	1	0	41	
4:15 PM	4	12	3	0	3	6	0	0	1	11	0	0	0	3	0	0	43	
4:20 PM	1	4	2	0	0	1	0	0	3	9	0	0	0	7	0	0	27	
4:25 PM	2	5	6	0	0	2	0	0	1	17	4	0	0	7	1	0	45	
4:30 PM	3	6	3	0	0	2	0	0	0	7	1	0	0	6	0	0	28	
4:35 PM	3	8	2	0	0	1	2	0	0	9	0	0	0	10	1	0	36	
4:40 PM	3	5	3	0	0	4	1	0	1	8	2	0	0	10	1	0	38	
4:45 PM	0	3	2	0	1	3	0	0	1	18	4	0	1	6	0	0	39	
4:50 PM	2	5	0	0	0	1	0	0	0	12	0	0	0	6	0	0	26	
4:55 PM	1	9	3	0	1	3	0	0	1	11	0	0	1	5	1	0	36	433
5:00 PM	2	6	3	0	0	7	2	0	0	7	1	0	1	6	1	0	36	433
5:05 PM	3	9	1	0	0	1	1	0	1	14	1	0	2	5	0	0	38	433
5:10 PM	3	12	3	0	0	1	2	0	1	8	2	0	0	11	1	0	44	436
5:15 PM	4	7	3	0	1	2	0	0	0	14	2	0	3	4	1	0	41	434
5:20 PM	2	5	2	0	0	3	1	0	1	17	1	0	0	5	2	0	39	446
5:25 PM	2	6	0	0	0	0	1	0	2	13	0	0	1	3	0	0	28	429
5:30 PM	4	8	1	0	1	3	3	0	2	9	2	0	1	5	0	0	39	440
5:35 PM	1	6	2	0	0	1	0	0	0	10	2	0	0	9	0	0	31	435
5:40 PM	0	8	1	0	0	3	2	0	0	12	3	0	1	6	0	0	36	433
5:45 PM	2	7	3	0	0	0	0	0	1	16	1	0	2	9	0	0	41	435
5:50 PM	1	9	4	0	0	3	0	0	2	8	1	0	0	2	0	0	30	439
5:55 PM	0	4	2	0	1	0	0	0	1	7	2	0	0	2	1	0	20	423
Peak 15-Min Flowrates	Northbound				Southbound				Eastbound				Westbound				Total	
All Vehicles	36	96	32	0	4	24	12	0	8	156	20	0	12	80	16	0	496	
Heavy Trucks	0	0	0		0	0	0		0	0	0		0	0	0		0	
Pedestrians	0	0	0		0	0	0		0	0	0		0	0	0		0	
Bicycles	0	0	0		0	0	0		0	0	0		0	0	0		0	
Railroad																		
Stopped Buses																		

Comments: