

STATE OF WASHINGTON - DEPARTMENT OF TRANSPORTATION
 TRIPS SYSTEM
 SHORT DURATION CLASSIFICATION 4-WAY

DATE: 6/17/2019
 TIME: 15:09:36
 PAGE: 2

SR 503 MP 008.09 OFF SYS ID COUNTER NUM 8625 COUNT ID HPMS
 DATE 6/5/2019 DAY OF WEEK 4 TIME PERIOD HOUR 06:00 - 07:00
 LOCATION SR 503 N/O SR 502/MAIN ST 04

HOURLY VOLUMES

MOVEMENT	CARS AND PICKUPS	---SINGLE UNITS---				-DOUBLE UNITS-			-TRIPLE UNITS-			TOTAL TRUCK	PERCENT TRUCK	PERCENT TURNS	TOTAL	
		BUS	MED	HVY	4+	4-	5	6+	5-	6	7+					
NORTH APPROACH												35	21.60		162	
THIS LEG NORTH																
NORTH TO SOUTH	127	3	5	7		2	13			5		35		100.00	162	
NORTH TO EAST																
NORTH TO WEST																
SOUTH APPROACH												29	3.45		840	
SOUTH TO NORTH	811		24	3		1		1				29		100.00	840	
THIS LEG SOUTH																
SOUTH TO EAST																
SOUTH TO WEST																
EAST APPROACH																
EAST TO NORTH																
EAST TO SOUTH																
THIS LEG EAST																
EAST TO WEST																
WEST APPROACH																
WEST TO NORTH																
WEST TO SOUTH																
WEST TO EAST																
THIS LEG WEST																
																1002
																PCT SPLIT OUT/IN
NORTH TOTAL	938	3	29	10		1	2	14		5		64				16/84
PERCENTAGE	93.61	0.30	2.89	1.00		0.10	0.20	1.40		0.50		6.39				1002
SOUTH TOTAL	938	3	29	10		1	2	14		5		64				84/16
PERCENTAGE	93.61	0.30	2.89	1.00		0.10	0.20	1.40		0.50		6.39				1002
EAST TOTAL PERCENTAGE																
WEST TOTAL PERCENTAGE																

STATE OF WASHINGTON - DEPARTMENT OF TRANSPORTATION
 TRIPS SYSTEM
 SHORT DURATION CLASSIFICATION 4-WAY

DATE: 6/17/2019
 TIME: 15:09:36
 PAGE: 4

SR 503 MP 008.09 OFF SYS ID COUNTER NUM 8625 COUNT ID HPMS
 DATE 6/5/2019 DAY OF WEEK 4 TIME PERIOD HOUR 08:00 - 09:00
 LOCATION SR 503 N/O SR 502/MAIN ST 04

HOURLY VOLUMES

MOVEMENT	CARS AND PICKUPS	---SINGLE UNITS---				-DOUBLE UNITS-			-TRIPLE UNITS-			TOTAL TRUCK	PERCENT TRUCK	PERCENT TURNS	TOTAL
		BUS	MED	HVY	4+	4-	5	6+	5-	6	7+				
NORTH APPROACH											91	25.35		359	
THIS LEG NORTH															
NORTH TO SOUTH	268	8	29	4	3	7	3	25		12	91		100.00	359	
NORTH TO EAST															
NORTH TO WEST															
SOUTH APPROACH											80	9.84		813	
THIS LEG SOUTH											80		100.00	813	
SOUTH TO EAST	733	13	21	3	6	7	4	20		6					
SOUTH TO WEST															
EAST APPROACH															
EAST TO NORTH															
EAST TO SOUTH															
THIS LEG EAST															
EAST TO WEST															
WEST APPROACH															
WEST TO NORTH															
WEST TO SOUTH															
WEST TO EAST															
THIS LEG WEST															
															1172
															PCT SPLIT OUT/IN
NORTH TOTAL	1001	21	50	7	9	14	7	45		18	171				31/69
PERCENTAGE	85.41	1.79	4.27	0.60	0.77	1.19	0.60	3.84		1.54	14.59				1172
SOUTH TOTAL	1001	21	50	7	9	14	7	45		18	171				69/31
PERCENTAGE	85.41	1.79	4.27	0.60	0.77	1.19	0.60	3.84		1.54	14.59				1172
EAST TOTAL PERCENTAGE															
WEST TOTAL PERCENTAGE															

2344

STATE OF WASHINGTON - DEPARTMENT OF TRANSPORTATION
 TRIPS SYSTEM
 SHORT DURATION CLASSIFICATION 4-WAY

DATE: 6/17/2019
 TIME: 15:09:36
 PAGE: 5

SR 503 MP 008.09 OFF SYS ID COUNTER NUM 8625 COUNT ID HPMS
 DATE 6/5/2019 DAY OF WEEK 4 TIME PERIOD HOUR 09:00 - 10:00
 LOCATION SR 503 N/O SR 502/MAIN ST 04

HOURLY VOLUMES

MOVEMENT	CARS AND PICKUPS	---SINGLE UNITS---				-DOUBLE UNITS-			-TRIPLE UNITS-			TOTAL TRUCK	PERCENT TRUCK	PERCENT TURNS	TOTAL	
		BUS	MED	HVY	4+	4-	5	6+	5-	6	7+					
NORTH APPROACH												70	16.09		435	
THIS LEG NORTH																
NORTH TO SOUTH	365	6	22	6	1	2	1	22		10		70		100.00	435	
NORTH TO EAST																
NORTH TO WEST																
SOUTH APPROACH												88	11.92		738	
THIS LEG SOUTH																
SOUTH TO NORTH	650	11	20	3	2	4	1	35		12		88		100.00	738	
SOUTH TO EAST																
SOUTH TO WEST																
EAST APPROACH																
EAST TO NORTH																
EAST TO SOUTH																
THIS LEG EAST																
EAST TO WEST																
WEST APPROACH																
WEST TO NORTH																
WEST TO SOUTH																
WEST TO EAST																
THIS LEG WEST																
																1173
																PCT SPLIT OUT/IN
NORTH TOTAL	1015	17	42	9	3	6	2	57		22		158		37/63	1173	
PERCENTAGE	86.53	1.45	3.58	0.77	0.26	0.51	0.17	4.86		1.88		13.47				
SOUTH TOTAL	1015	17	42	9	3	6	2	57		22		158		63/37	1173	
PERCENTAGE	86.53	1.45	3.58	0.77	0.26	0.51	0.17	4.86		1.88		13.47				
EAST TOTAL																
PERCENTAGE																
WEST TOTAL																
PERCENTAGE																2346

STATE OF WASHINGTON - DEPARTMENT OF TRANSPORTATION
 TRIPS SYSTEM
 SHORT DURATION CLASSIFICATION 4-WAY

DATE: 6/17/2019
 TIME: 15:09:36
 PAGE: 8

SR 503 MP 008.09 OFF SYS ID COUNTER NUM 8625 COUNT ID HPMS
 DATE 6/5/2019 DAY OF WEEK 4 TIME PERIOD HOUR 08:15 - 09:15
 LOCATION SR 503 N/O SR 502/MAIN ST 04

INTERSECTIONAL PEAK HOUR AND VOLUMES

MOVEMENT	CARS AND PICKUPS	---SINGLE UNITS---				-DOUBLE UNITS-			-TRIPLE UNITS-			TOTAL TRUCK	PERCENT TRUCK	PERCENT TURNS	TOTAL
		BUS	MED	-HVY	4+	4-	5	6+	5-	6	7+				
NORTH APPROACH THIS LEG NORTH NORTH TO SOUTH NORTH TO EAST NORTH TO WEST	303	8	17		2	3	1	30			13	74	19.63		377
SOUTH APPROACH SOUTH TO NORTH THIS LEG SOUTH SOUTH TO EAST SOUTH TO WEST	737	14	20	4	6	7	4	18			8	81	9.90	100.00	818
EAST APPROACH EAST TO NORTH EAST TO SOUTH THIS LEG EAST EAST TO WEST															
WEST APPROACH WEST TO NORTH WEST TO SOUTH WEST TO EAST THIS LEG WEST															

															PCT SPLIT OUT/IN	1195	
NORTH TOTAL	1040	22	37	4	8	10	5	48			21	155				32/68	1195
PERCENTAGE	87.03	1.84	3.10	0.33	0.67	0.84	0.42	4.02			1.76	12.97					
SOUTH TOTAL	1040	22	37	4	8	10	5	48			21	155				68/32	1195
PERCENTAGE	87.03	1.84	3.10	0.33	0.67	0.84	0.42	4.02			1.76	12.97					
EAST TOTAL PERCENTAGE																	
WEST TOTAL PERCENTAGE																	

TRUCK PERCENTAGE:

LEGS	S/U	%	D/U	%	TRAIN	%	TRUCK	%	AXLE FACTOR
NORTH TOTAL	71	5.94	63	5.27	21	1.76	155	12.97	0.8716
SOUTH TOTAL	71	5.94	63	5.27	21	1.76	155	12.97	0.8716
EAST TOTAL									
WEST TOTAL									

PEAK HOUR FACTOR 0.931 293 321 307 274 1195



Vehicle Volume Summary
(Block Diagram)

Date: 6/5/2019
Time Period: 08:15 - 09:15

SR: 503

MP: 008.09

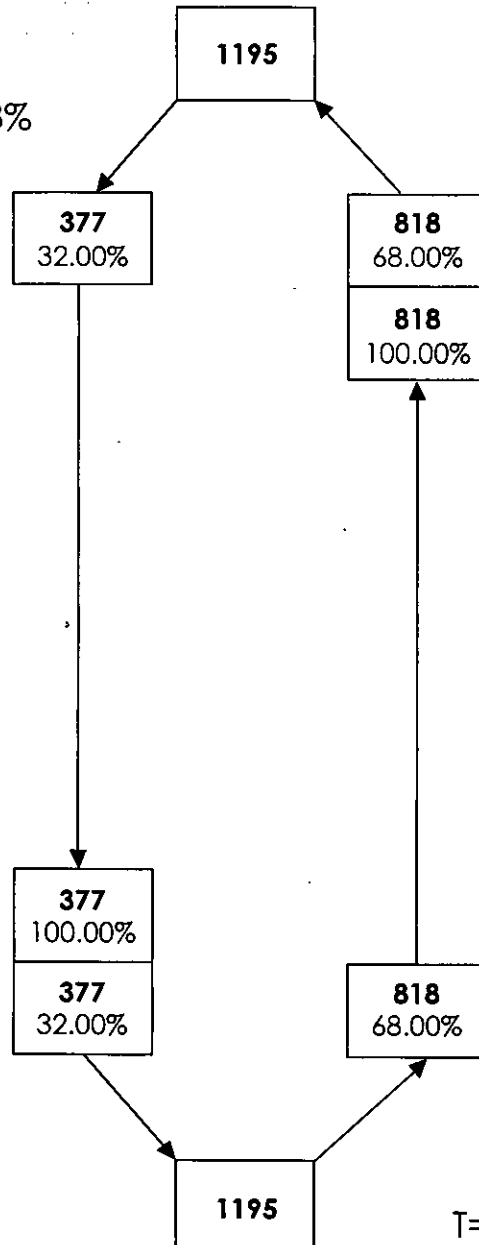
Off Sys. ID:

Count ID: HPMS


Location: SR 503 N/O SR 502/MAIN ST

INTERSECTIONAL PEAK HOUR AND VOLUMES

T=19.63%



T=9.90%



Quarter Hour 1 = 293

Quarter Hour 2 = 321

Quarter Hour 3 = 307

Quarter Hour 4 = 274

TOTAL HOUR = 1195

PEAK HOUR FACTOR = 0.931



Vehicle Volume Summary
(Block Diagram)

Date: 6/5/2019
Time Period: 06:00 - 10:00

SR: 503

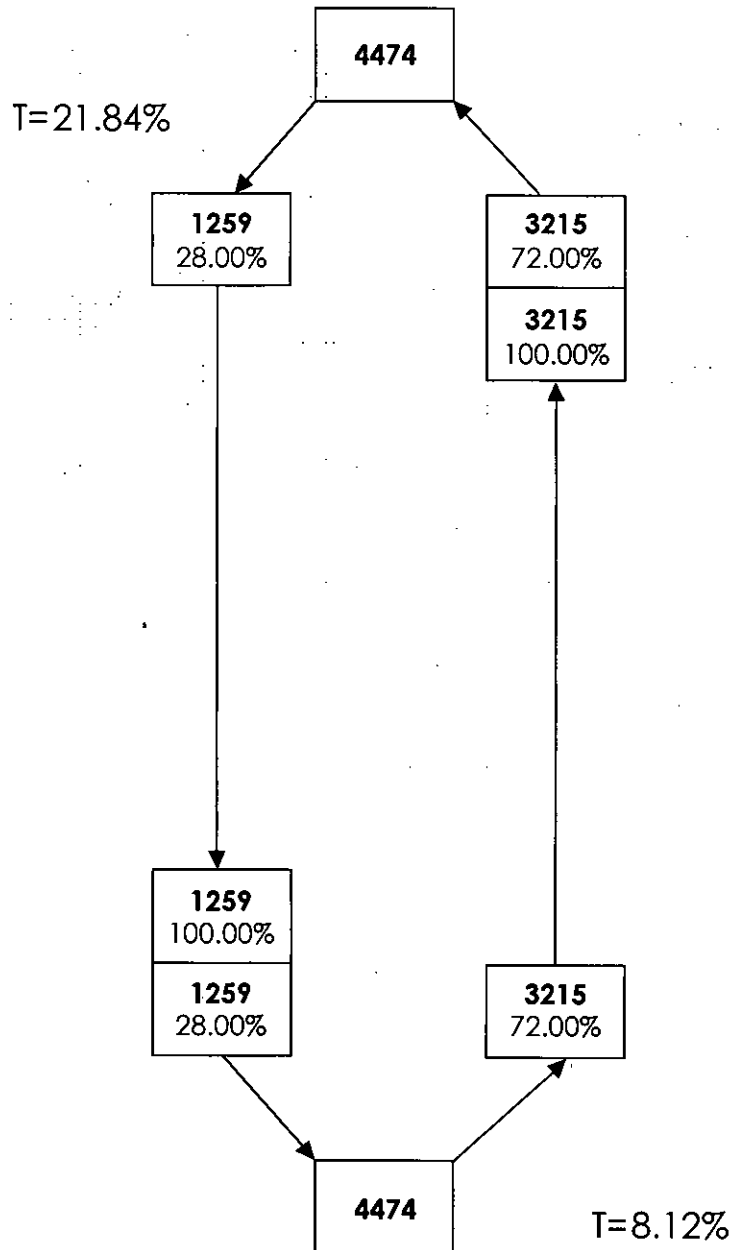
MP: 008.09

Off Sys. ID:

Count ID: HPMS

Location: SR 503 N/O SR 502/MAIN ST

ENTIRE COUNT VOLUMES



CB # 2367

LU R PM AM MAZ

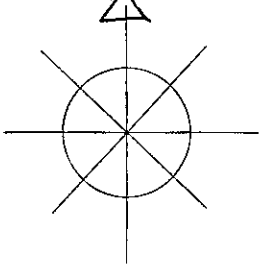
6-4, 6-5, 6-6

8624 8625 8626

Traffic Station Sketch

SR #	503	MP	8.09	OSID		Count ID	HPMS	Date	6/4-6/5-6/6
------	-----	----	------	------	--	----------	------	------	-------------


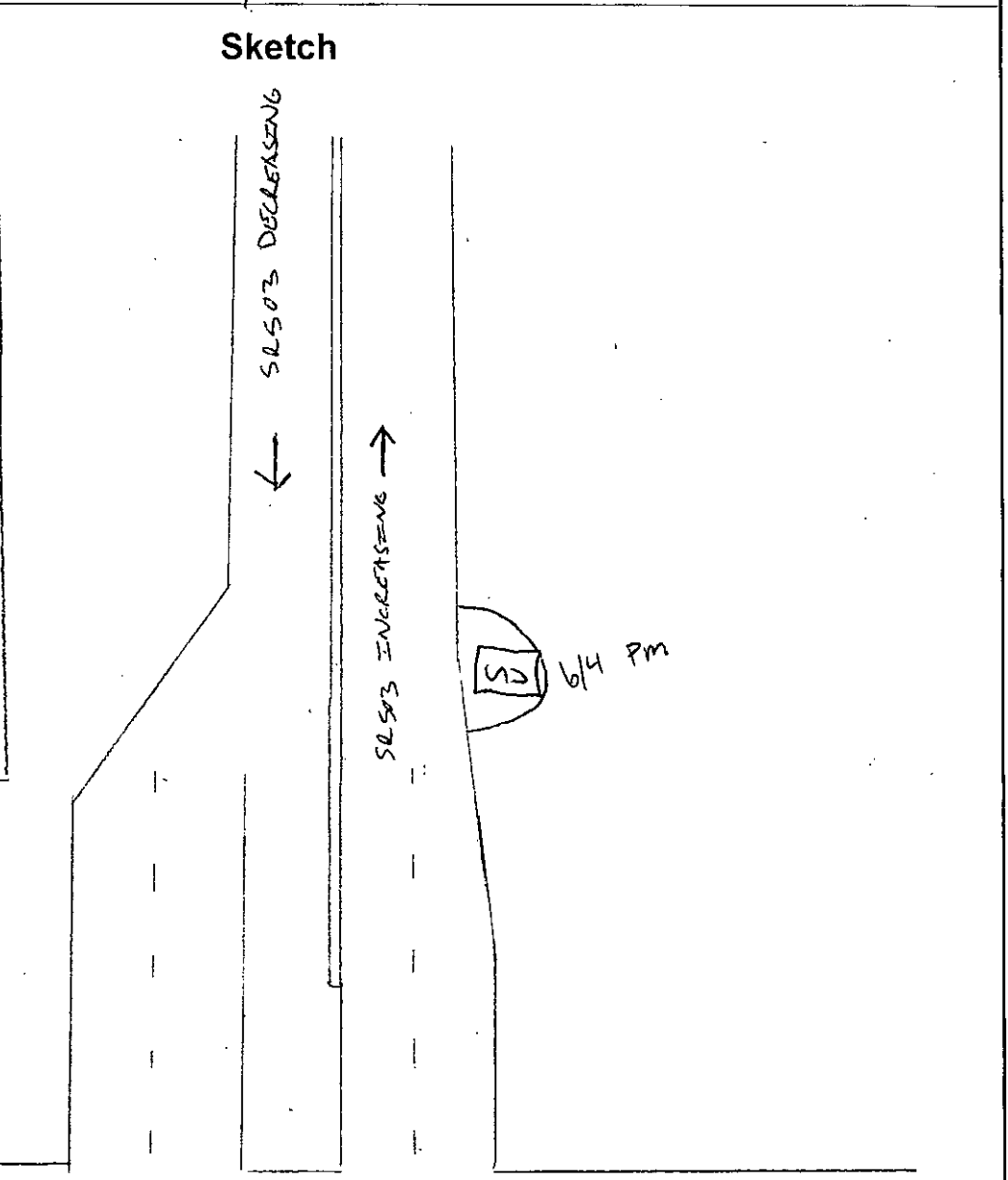
Station Location
~~SR503~~ SR503 N/O SR502 / MAEN ST



Indicate North


FRED MEYER

AM MED
6/5 & 6/6

Remarks: SR502 W. MAEN ST

G:\HPMS\118.TXT	14-1800	8624	6/4/2019
G:\HPMS\119.TXT	06-1000	8625	6/5/2019
G:\HPMS\120.TXT	10-1400	8626	6/6/2019



Signature

STATE OF WASHINGTON - DEPARTMENT OF TRANSPORTATION
 TRIPS SYSTEM
 SHORT DURATION CLASSIFICATION 4-WAY

DATE: 6/21/2019
 TIME: 10:34:59
 PAGE: 2

SR 503 MP 008.09 OFF SYS ID COUNTER NUM 8626 COUNT ID HPMS
 DATE 6/6/2019 DAY OF WEEK 5 TIME PERIOD HOUR 10:00 - 11:00
 LOCATION SR 503 N/O SR 502/MAIN ST 04

HOURLY VOLUMES

MOVEMENT	CARS AND PICKUPS	---SINGLE UNITS---				-DOUBLE UNITS-			-TRIPLE UNITS-			TOTAL TRUCK	PERCENT TRUCK	PERCENT TURNS	TOTAL	
		BUS	MED	HVY	4+	4-	5	6+	5-	6	7+					
NORTH APPROACH												60	11.72		512	
THIS LEG NORTH																
NORTH TO SOUTH	452	5	9	8	1	3	2	21		11		60		100.00	512	
NORTH TO EAST																
NORTH TO WEST																
SOUTH APPROACH												47	7.98		589	
SOUTH TO NORTH	542		7	4	4	1	2	19		10		47		100.00	589	
THIS LEG SOUTH																
SOUTH TO EAST																
SOUTH TO WEST																
EAST APPROACH																
EAST TO NORTH																
EAST TO SOUTH																
THIS LEG EAST																
EAST TO WEST																
WEST APPROACH																
WEST TO NORTH																
WEST TO SOUTH																
WEST TO EAST																
THIS LEG WEST																
																1101
																PCT SPLIT OUT/IN
NORTH TOTAL	994	5	16	12	5	4	4	40		21		107				
PERCENTAGE	90.28	0.45	1.45	1.09	0.45	0.36	0.36	3.63		1.91		9.72		47/53		1101
SOUTH TOTAL	994	5	16	12	5	4	4	40		21		107				
PERCENTAGE	90.28	0.45	1.45	1.09	0.45	0.36	0.36	3.63		1.91		9.72		53/47		1101
EAST TOTAL																
PERCENTAGE																
WEST TOTAL																
PERCENTAGE																

2202

STATE OF WASHINGTON - DEPARTMENT OF TRANSPORTATION
 TRIPS SYSTEM
 SHORT DURATION CLASSIFICATION 4-WAY

DATE: 6/21/2019
 TIME: 10:35:00
 PAGE: 8

SR 503 MP 008.09 OFF SYS ID COUNTER NUM 8626 COUNT ID HPMS
 DATE 6/6/2019 DAY OF WEEK 5 TIME PERIOD HOUR 12:00 - 13:00
 LOCATION SR 503 N/O SR 502/MAIN ST 04

INTERSECTIONAL PEAK HOUR AND VOLUMES

MOVEMENT	CARS AND PICKUPS	---SINGLE UNITS---			-DOUBLE UNITS-			-TRIPLE UNITS-			TOTAL TRUCK	PERCENT TRUCK	PERCENT TURNS	TOTAL
		BUS	MED	HVY 4+	4-	5	6+	5-	6	7+				
NORTH APPROACH										55	8.55		643	
THIS LEG NORTH														
NORTH TO SOUTH	588	10	9	5	3	1	18		9	55		100.00	643	
NORTH TO EAST														
NORTH TO WEST														
SOUTH APPROACH										61	7.30		836	
THIS LEG SOUTH														
SOUTH TO NORTH	775	13	17	3		1	16		11	61		100.00	836	
SOUTH TO EAST														
SOUTH TO WEST														
EAST APPROACH														
EAST TO NORTH														
EAST TO SOUTH														
THIS LEG EAST														
EAST TO WEST														
WEST APPROACH														
WEST TO NORTH														
WEST TO SOUTH														
WEST TO EAST														
THIS LEG WEST														
													1479	
												PCT SPLIT OUT/IN		
NORTH TOTAL	1363	23	26	8	3	2	34		20	116		43/57	1479	
PERCENTAGE	92.16	1.56	1.76	0.54	0.20	0.14	2.30		1.35	7.84				
SOUTH TOTAL	1363	23	26	8	3	2	34		20	116		57/43	1479	
PERCENTAGE	92.16	1.56	1.76	0.54	0.20	0.14	2.30		1.35	7.84				
EAST TOTAL PERCENTAGE														
WEST TOTAL PERCENTAGE														
TRUCK PERCENTAGE:													2958	
LEGS		S/U	%		D/U	%	TRAIN	%	TRUCK	%	AXLE FACTOR			
NORTH TOTAL		57	3.85		39	2.64	20	1.35	116	7.84	0.9203			
SOUTH TOTAL		57	3.85		39	2.64	20	1.35	116	7.84	0.9203			
EAST TOTAL														
WEST TOTAL														

PEAK HOUR FACTOR 0.887 341 348 417 373 1479



Vehicle Volume Summary
(Block Diagram)

Date: 6/6/2019
Time Period: 12:00 - 13:00

SR: 503

MP: 008.09


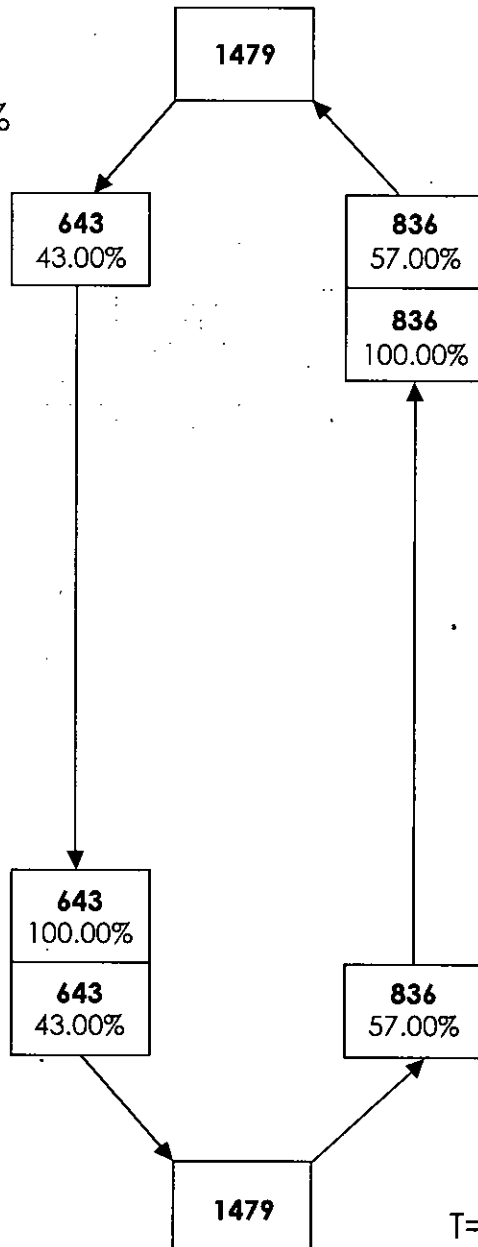
Off Sys. ID:

Count ID: HPMS

Location: SR 503 N/O SR 502/MAIN ST

INTERSECTIONAL PEAK HOUR AND VOLUMES

T=8.55%



Quarter Hour 1 = 341

Quarter Hour 2 = 348

Quarter Hour 3 = 417

Quarter Hour 4 = 373

TOTAL HOUR = 1479

T=7.30%

PEAK HOUR FACTOR = 0.887



Vehicle Volume Summary
(Block Diagram)

Date: 6/6/2019
Time Period: 10:00 - 14:00

SR: 503

MP: 008.09

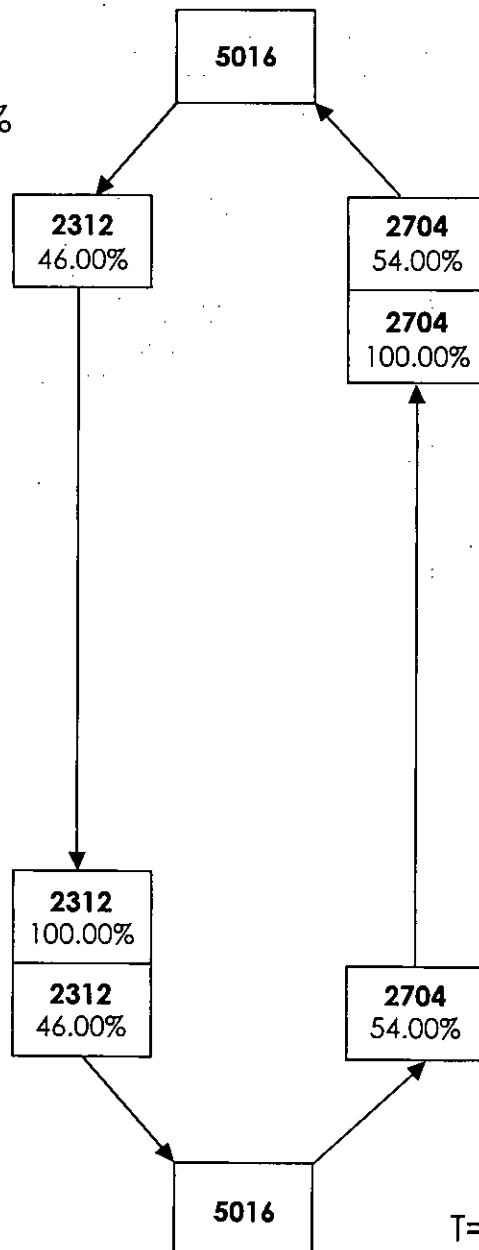
Off Sys. ID:

Count ID: HPMS


Location: SR 503 N/O SR 502/MAIN ST

ENTIRE COUNT VOLUMES

T=9.47%



T=8.39%



CB# 2367

10 PM 11 AM 12

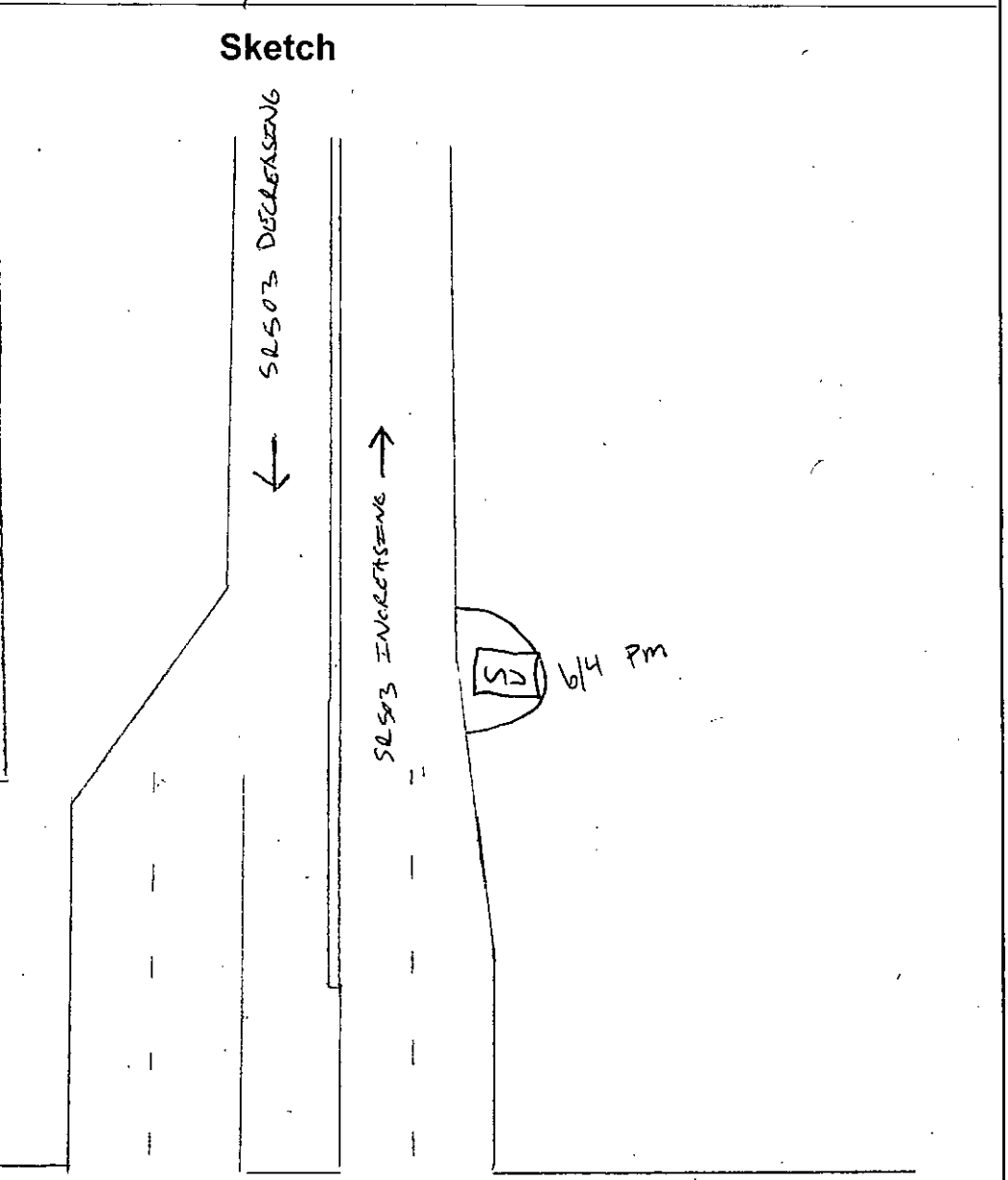
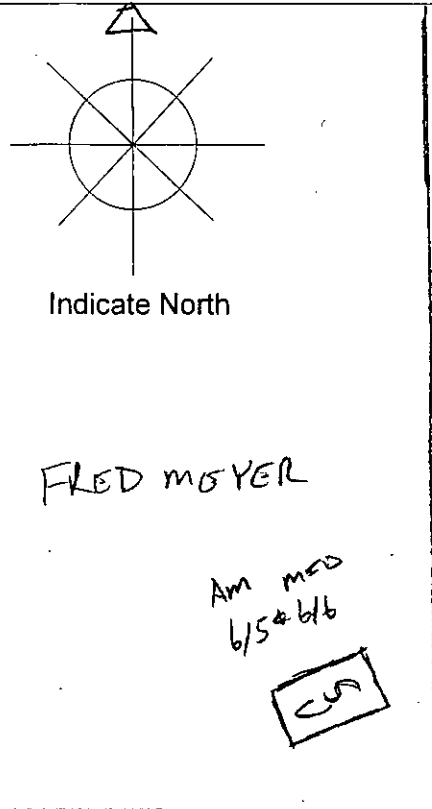
6-4, 6-5, 6-6

8624 8625 8626

Traffic Station Sketch

SR #	503	MP	8.09	OSID		Count ID	HPMS	Date	6/4-6/5-6/6
------	-----	----	------	------	--	----------	------	------	-------------

Station Location
~~SR503~~ SR503 N/O SR502 / MAIN ST



Remarks: SR502 W. MAIN ST

G:\HPMS\18.TXT	14-1800	8624	6/4/2019
G:\HPMS\19.TXT	06-1000	8625	6/5/2019
G:\HPMS\20.TXT	10-1400	8626	6/6/2019

Signature

STATE OF WASHINGTON - DEPARTMENT OF TRANSPORTATION
 TRIPS SYSTEM
 SHORT DURATION CLASSIFICATION 4-WAY

DATE: 6/17/2019
 TIME: 15:12:43
 PAGE: 5

SR 503 MP 008.09 OFF SYS ID COUNTER NUM 8624 COUNT ID HPMS
 DATE 6/4/2019 DAY OF WEEK 3 TIME PERIOD HOUR 17:00 - 18:00
 LOCATION SR 503 N/O SR 502/MAIN ST 04

HOURLY VOLUMES

MOVEMENT	CARS AND PICKUPS	---SINGLE UNITS---				-DOUBLE UNITS-			-TRIPLE UNITS-			TOTAL TRUCK	PERCENT TRUCK	PERCENT TURNS	TOTAL	
		BUS	MED	HVY	4+	4-	5	6+	5-	6	7+					
NORTH APPROACH												18	2.75		655	
THIS LEG NORTH																
NORTH TO SOUTH	637	1	13	1		3						18		100.00	655	
NORTH TO EAST																
NORTH TO WEST																
SOUTH APPROACH												24	2.28		1051	
THIS LEG SOUTH	1027		19	1		2	2					24		100.00	1051	
SOUTH TO NORTH																
SOUTH TO EAST																
SOUTH TO WEST																
EAST APPROACH																
EAST TO NORTH																
EAST TO SOUTH																
THIS LEG EAST																
EAST TO WEST																
WEST APPROACH																
WEST TO NORTH																
WEST TO SOUTH																
WEST TO EAST																
THIS LEG WEST																
																1706
																PCT SPLIT OUT/IN
NORTH TOTAL	1664	1	32	1	1	5	2					42		38/62	1706	
PERCENTAGE	97.54	0.06	1.88	0.06	0.06	0.29	0.12					2.46				
SOUTH TOTAL	1664	1	32	1	1	5	2					42		62/38	1706	
PERCENTAGE	97.54	0.06	1.88	0.06	0.06	0.29	0.12					2.46				
EAST TOTAL																
PERCENTAGE																
WEST TOTAL																
PERCENTAGE																3412

STATE OF WASHINGTON - DEPARTMENT OF TRANSPORTATION
 TRIPS SYSTEM
 SHORT DURATION CLASSIFICATION 4-WAY

DATE: 6/17/2019
 TIME: 15:12:43
 PAGE: 8

SR 503 MP 008.09 OFF SYS ID COUNTER NUM 8624 COUNT ID HPMS
 DATE 6/4/2019 DAY OF WEEK 3 TIME PERIOD HOUR 16:45 - 17:45
 LOCATION SR 503 N/O SR 502/MAIN ST 04

INTERSECTIONAL PEAK HOUR AND VOLUMES

MOVEMENT	CARS AND PICKUPS	---SINGLE UNITS---				-DOUBLE UNITS-			-TRIPLE UNITS-			TOTAL TRUCK	PERCENT TRUCK	PERCENT TURNS	TOTAL	
		BUS	MED	HVY	4+	4-	5	6+	5-	6	7+					
NORTH APPROACH											14	2.10			666	
THIS LEG NORTH																
NORTH TO SOUTH	652		3	8		3					14			100.00	666	
NORTH TO EAST																
NORTH TO WEST																
SOUTH APPROACH											25	2.37			1055	
THIS LEG SOUTH																
SOUTH TO NORTH	1030		18		1	3	2	1			25			100.00	1055	
SOUTH TO EAST																
SOUTH TO WEST																
EAST APPROACH																
EAST TO NORTH																
EAST TO SOUTH																
THIS LEG EAST																
EAST TO WEST																
WEST APPROACH																
WEST TO NORTH																
WEST TO SOUTH																
WEST TO EAST																
THIS LEG WEST																
																1721
																PCT SPLIT OUT/IN
NORTH TOTAL	1682		3	26		1		6	2	1	39			39/61	1721	
PERCENTAGE	97.73		0.17	1.51		0.06		0.35	0.12	0.06	2.27					
SOUTH TOTAL	1682		3	26		1		6	2	1	39			61/39	1721	
PERCENTAGE	97.73		0.17	1.51		0.06		0.35	0.12	0.06	2.27					
EAST TOTAL PERCENTAGE																
WEST TOTAL PERCENTAGE																
TRUCK PERCENTAGE:																3442

LEGS	S/U	%	D/U	%	TRAIN	%	TRUCK	%	AXLE FACTOR
NORTH TOTAL	30	1.74	9	0.52			39	2.27	0.9930
SOUTH TOTAL	30	1.74	9	0.52			39	2.27	0.9930
EAST TOTAL									
WEST TOTAL									

PEAK HOUR FACTOR 0.946 408 420 455 438 1721



Vehicle Volume Summary
(Block Diagram)

Date: 6/4/2019
Time Period: 16:45 - 17:45

SR: 503


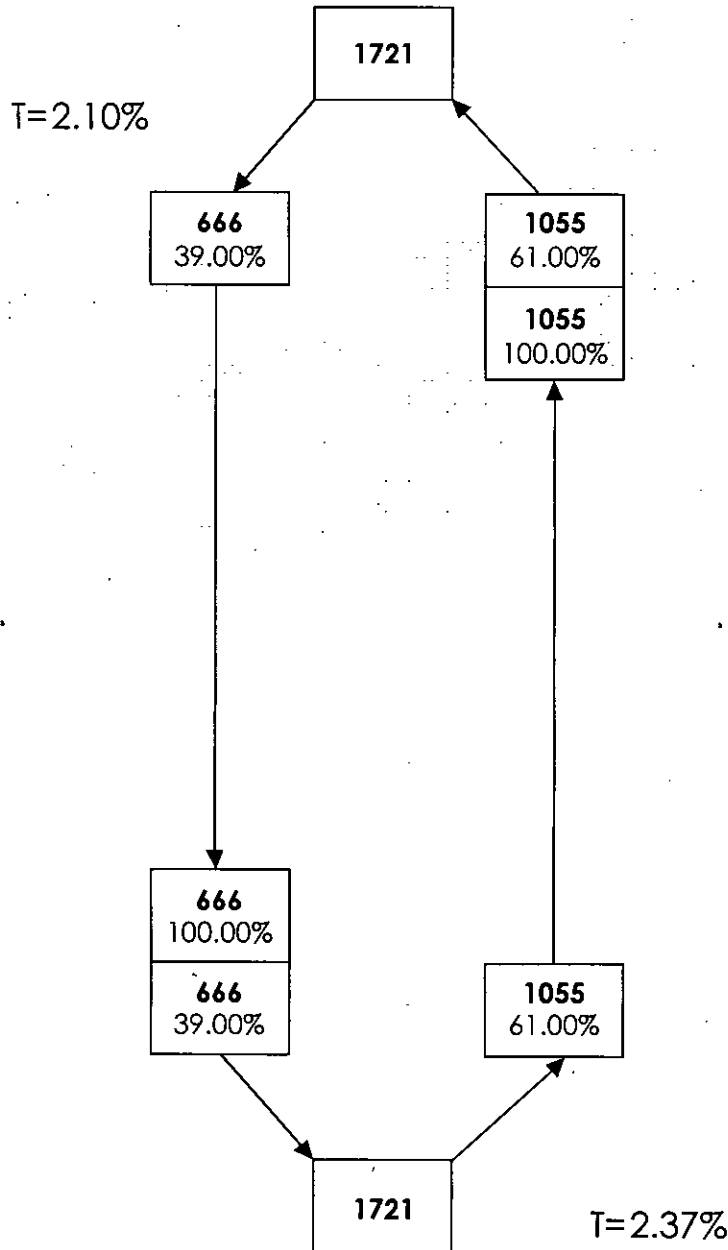
MP: 008.09

Off Sys. ID:

Count ID: HPMS

Location: SR 503 N/O SR 502/MAIN ST

INTERSECTIONAL PEAK HOUR AND VOLUMES



Quarter Hour 1 = 408

Quarter Hour 2 = 420

Quarter Hour 3 = 455

Quarter Hour 4 = 438

TOTAL HOUR = 1721

PEAK HOUR FACTOR = 0.946



Vehicle Volume Summary
(Block Diagram)

Date: 6/4/2019
Time Period: 14:00 - 18:00

SR: 503


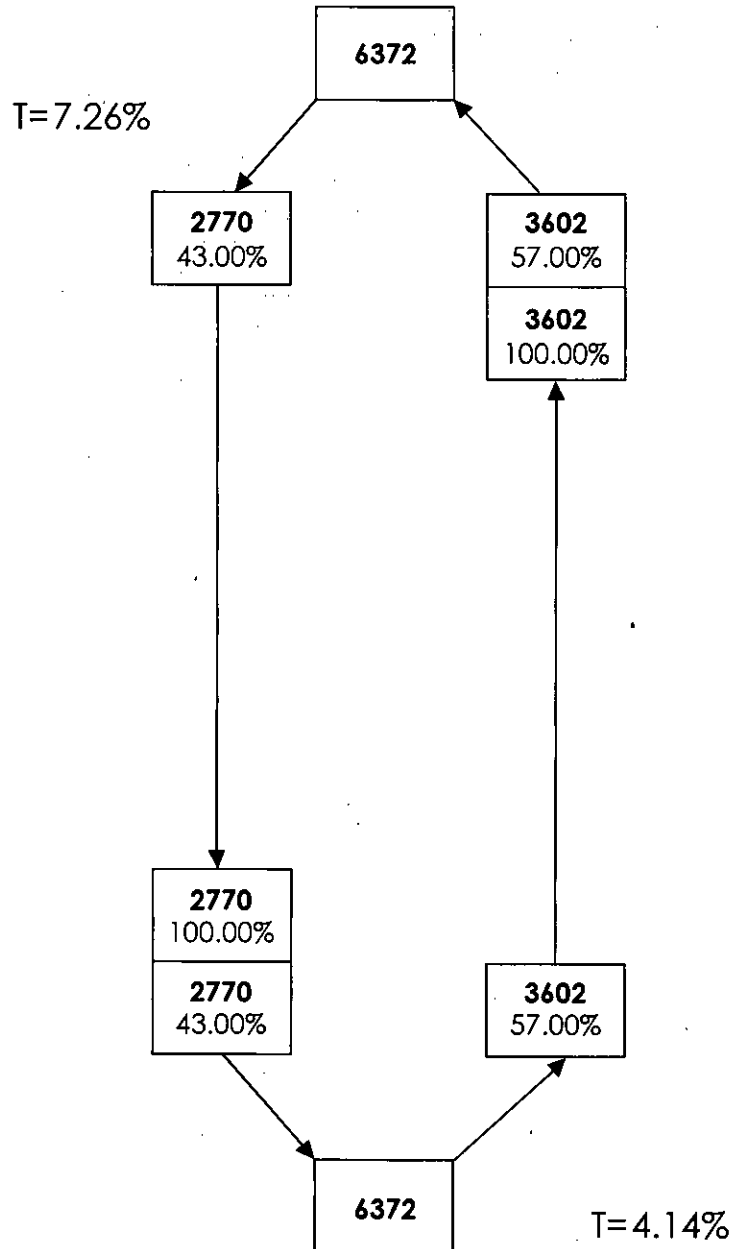
MP: 008.09

Off Sys. ID:

Count ID: HPMS

Location: SR 503 N/O SR 502/MAIN ST

ENTIRE COUNT VOLUMES



CB# 2367

ID # pm Am mzd

6-4, 6-5, 6-6

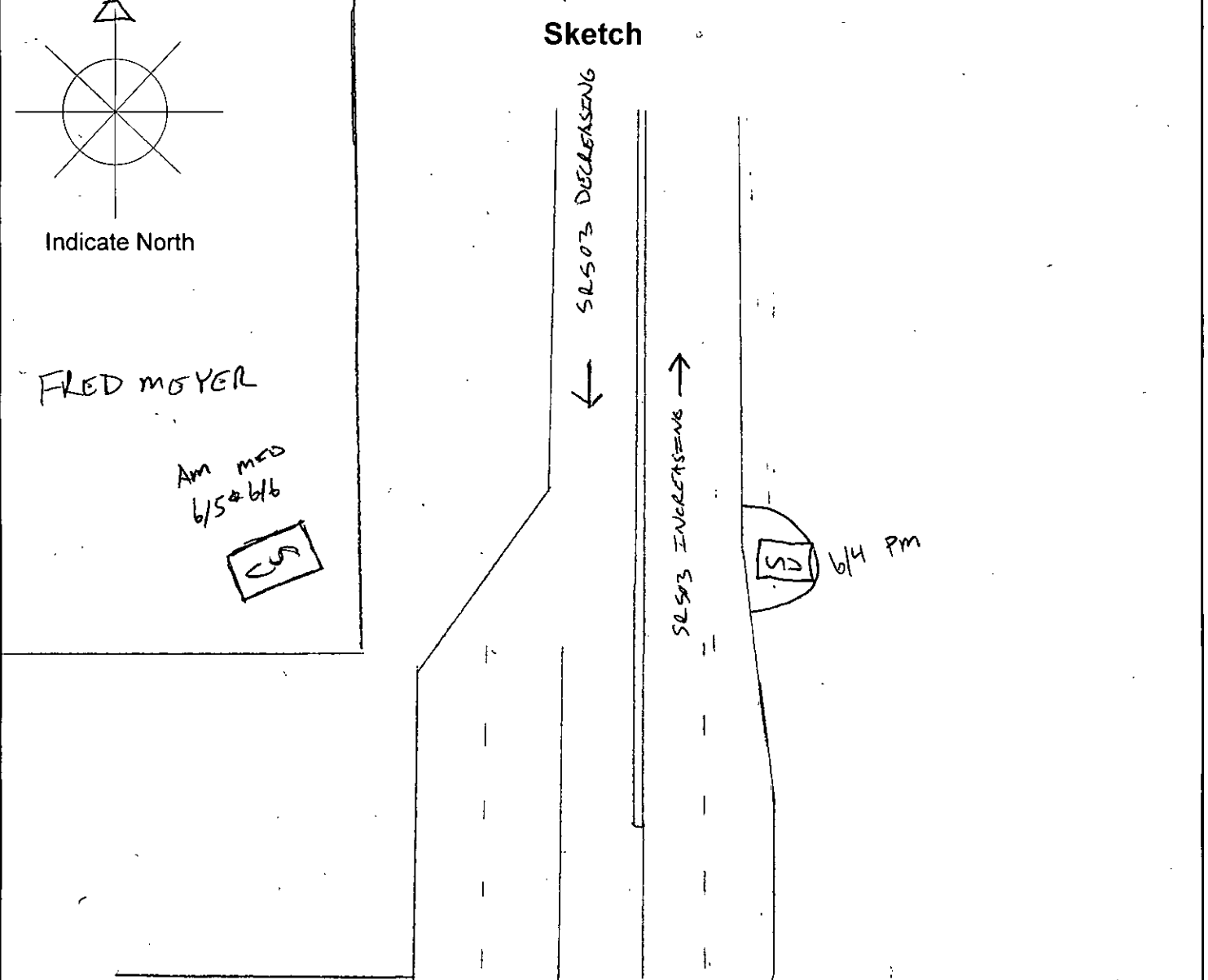
8624 8625 8626



Traffic Station Sketch

SR # 503	MP 8.09	OSID	Count ID HPMS	Date 6/4-6/5-6/6
-------------	------------	------	------------------	---------------------

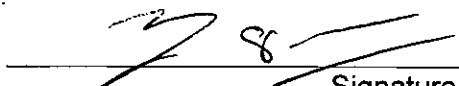
Station Location
~~SR503~~ SR503 N/O SR502 / MAEN ST



Remarks:

SR502 W. MAEN ST

G: HPMS118.TXT	14-1800	8624	6/4/2019
G: HPMS119.TXT	06-1000	8625	6/5/2019
G: HPMS120.TXT	10-1400	8626	6/6/2019


Signature