



Ru

Interval 60 min. 15 min.
 Binned(CL/SP) Count (volume)
Lane No 1 2

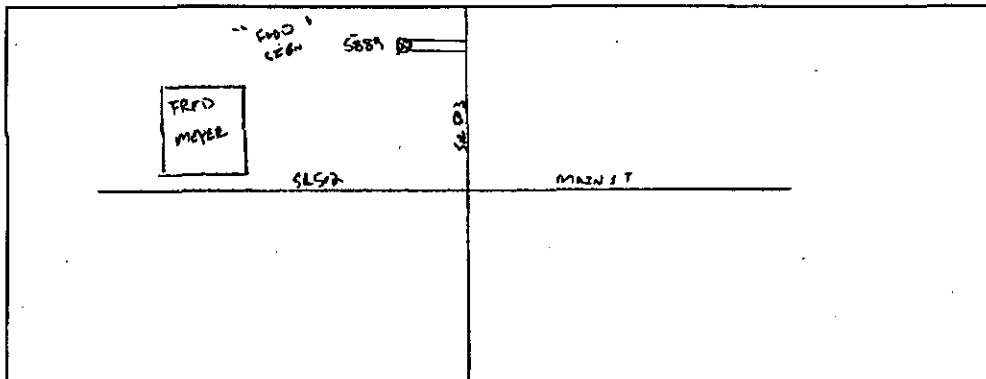
Direction Channel 1 _____
Direction Channel 2 _____
Unique ID# _____

Counter No. 205889 Count ID HPMS
SR 503 RRT/RRQ _____ MP 8.09
Leg 2 Direction SB OSID _____

Station Description ON SR 503 N/O SR 502/ MAIN ST

Date	Day	Time	Comments
5/11/15	2	1132	Manual (1) <u>1</u> (2) _____ SET OK RT/DB Counter (1) <u>1</u> (2)
5/12	3	1109	Manual (1) <u>25</u> (2) _____ CHECK OK RT/DB Counter (1) <u>25</u> (2)
5/13	4	1120	Manual (1) <u>25</u> (2) _____ CHECK OK RT/DB Counter (1) <u>25</u> (2)
5/14	5	1143	Manual (1) <u>29</u> (2) _____ CHECK OK RT/DB Counter (1) <u>29</u> (2)
5/15	6	1025	Manual (1) <u>1</u> (2) _____ P/U OK RT/DB Counter (1) <u>1</u> (2)

Sketch



RT/DB
Field Person



RU

Interval 60 min. 15 min.

Binned(CL/SP) Count(volume)

Lane No 1 2

Direction Channel 1 _____

Direction Channel 2 _____

Unique ID# _____

Counter No. 205865 Count ID HPMS

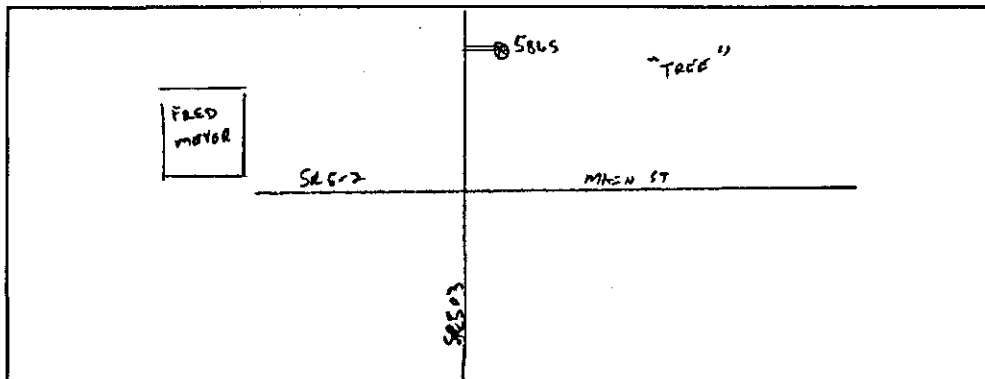
SR 503 RRT/RRQ _____ MP 8.09

Leg 2 Direction NB OSID _____

Station Description ON SR 503 N/O SR 502/ MAIN ST

Date	Day	Time	Comments
5/11/15	2	1129	Manual (1) <u>1</u> (2) _____ SET OK RT/DB Counter (1) <u>1</u> (2) _____
5/12	3	1108	Manual (1) <u>26</u> (2) _____ CHECK OK RT/DB Counter (1) <u>26</u> (2) _____
5/13	4	1119	Manual (1) <u>27</u> (2) _____ CHECK OK RT/DB Counter (1) <u>27</u> (2) _____
5/14	5	1142	Manual (1) <u>25</u> (2) _____ CHECK OK RT/DB Counter (1) <u>25</u> (2) _____
5/15	6	1022	Manual (1) <u>1</u> (2) _____ P/U OK RT/DB Counter (1) <u>1</u> (2) _____

Sketch



RT/DB

Field Person

DOT-RN8505A-8

STATE OF WASHINGTON - DEPARTMENT OF TRANSPORTATION
TRIP SYSTEM
HOURLY TRAFFIC CLASSIFICATION SUMMARY

DATE 05/21/15
TIME 10:56:36
PAGE 1

SR 503 MP 008.09 OFF SYSTEM ID. LEG 2 DIRECTION OF TRAFFIC SOUTHBOUND LANE ALL OF

COUNT IDENTIFIER HPMS COUNTER NUMBER 205889 DESCRIPTION: ON SR 503 N/O SR 502/MAIN ST

05-11-15 MONDAY AM HOURS	CARS PICKUPS	BUS	SINGLE MED	UNITS HVV	4+	SINGLE UNIT %	DOUBLE 4-	UNITS 5	6+	DOUBLE UNIT %	5-	TRAINS 6	7+	TRAIN X	TRUCK %	CLASS UNKNOWN	TOTAL VEHICLES
12 - 1	565		2	24		4.5	4	1	3	1.3					5.8		600
11 - 2	452		7	22		6.1	2	3	6	2.2					8.3		493
10 - 3	577		1	28		5.3	3	5	6	1.5					6.9		620
9 - 4	526		2	22		5.3	5	1	3	1.4					6.7		564
8 - 5	597		14	31		7.1	3	1	1	.8					7.9		648
7 - 6	461		6	20		6.9	1			.2					7.1		496
6 - 7	372			10		2.9	2			.5					3.4		385
5 - 8	298			12		3.8	4			1.3					5.1		314
4 - 9	232		1	4		2.1									2.1		237
3 - 10	164			5		3.0									3.0		169
2 - 11	72			5		6.5									7.7		77
1 - 12	30														3.0		30
AM TOTAL	4346		33	183		5.1	24	5	19	1.0		1			6.2		4633
PM TOTAL	4346		33	183		5.1	24	5	19	1.0		1			6.2		4633
DAY TOTAL	4346		33	183		5.1	24	5	19	1.0		1			6.2		4633
																2-AXLE EQUIVALENT	4716

SR 503	MP 008.09	OFF SYSTEM ID.	LEG 2	DESCRIPTION: ON SR 503 N/O SR 502/MAIN ST	DIRECTION OF TRAFFIC	SOUTHBOUND	LANE ALL OF							
COUNT IDENTIFIER	HPMS	COUNTER NUMBER	205889	DESCRIPTION: ON SR 503 N/O SR 502/MAIN ST										
05-12-15														
TUESDAY														
AM HOURS	CARS PICKUPS	BUS	SINGLE MED	UNITS HYV	4+	SINGLE UNIT %	DOUBLE 4- 5 6+	DOUBLE UNIT %	5- 6	TRAINS 7+	TRAIN %	TRUCK %	CLASS UNKNOWN	TOTAL VEHICLES
12 - 1	21		3			12.5						12.5		24
1 - 2	22													22
2 - 3	19													19
3 - 4	60													64
4 - 5	155													166
5 - 6	470													506
6 - 7	780	1	34			6.3	5	.6						841
7 - 8	931	1	50			6.3	1	1.0						1008
8 - 9	734	1	41			5.6	1	2.1						779
9 - 10	602	18	29			9.8	10	2.0						684
10 - 11	518		45			5.4	4	2.0						560
11 - 12	458	1	17			3.7	4	1.8						487
PM HOURS														
12 - 1	482		31			6.0	2	1.2						520
1 - 2	476	9	26			6.7	1	1.9						524
2 - 3	531	3	31			6.4	1	1.9						582
3 - 4	499	3	25			5.4	2	.9						535
4 - 5	513	17	39			10.4	1	.9						578
5 - 6	473	2	19			4.6	3	.4						498
6 - 7	400		16			3.8	2	.2						417
7 - 8	255		8			3.0	1	.4						265
8 - 9	205		8			3.8		.2						213
9 - 10	191	1	6			3.5		.4						199
10 - 11	74		5			6.3								79
11 - 12	37													37
AM TOTAL	4770	31	261			5.9	48	1.5						5160
PM TOTAL	4136	33	212			5.8	22	.9						4447
DAY TOTAL	8906	64	473			5.9	70	1.2						9607
														9817

2-AXLE EQUIVALENT

SR 503 MP 008.09 OFF SYSTEM ID. LEG 2 DIRECTION OF TRAFFIC SOUTHBOUND LANE ALL OF
COUNT IDENTIFIER HPMS COUNTER NUMBER 205889 DESCRIPTION: ON SR 503 N/O SR 502/MAIN ST

05-13-15 WEDNESDAY AM HOURS	CARS PICKUPS	BUS	MED	SINGLE HYV	4+	SINGLE UNIT %	DOUBLE UNITS			5-	6	7+	TRAIN %	TRUCK %	CLASS UNKNOWN	TOTAL VEHICLES
							4-	5	6+							
12 - 1	19		1			5.0										20
11 - 2	14															14
10 - 3	25															25
9 - 4	55															57
8 - 5	159															174
7 - 6	487	1				3.5										529
6 - 7	745					7.4										826
5 - 8	799	10				8.2										878
4 - 9	749					6.9										799
3 - 10	587	18				4.5										666
2 - 11	508					9.8										551
1 - 12	491	1				5.8										535
PM HOURS																
12 - 1	519	3				7.2										571
11 - 2	480	4				6.3										522
10 - 3	478	1				7.5										534
9 - 4	483	3				6.6										532
8 - 5	572	21				10.4										652
7 - 6	477	2				5.1										508
6 - 7	463					2.9										477
5 - 8	321					5.3										339
4 - 9	293					2.3										301
3 - 10	217					1.5										218
2 - 11	111					1.8										113
1 - 12	42					2.1										48
AM TOTAL	4638	30	294		23	6.8										5074
PM TOTAL	4456	34	235		17	5.9										4815
DAY TOTAL	9094	64	529		40	6.4										9889
2-AXLE EQUIVALENT																
10135																

SR 503	MP 008.09	OFF SYSTEM ID.	COUNTER NUMBER	205889	DESCRIPTION: ON SR 503 N/O SR 502/MAIN ST	LEG 2	DIRECTION OF TRAFFIC	SOUTHBOUND	LANE ALL OF								
05-14-15	THURSDAY																
AM HOURS	CARS PICKUPS	BUS	SINGLE MED	HVY	4+	SINGLE UNIT %	DOUBLE 4-	5	6+	DOUBLE UNIT %	5-	TRAINS 6	7+	TRAIN %	TRUCK %	CLASS UNKNOWN	TOTAL VEHICLES
12 - 1	18		1			5.3									3		19
1 - 2	23		1			4.2									3		24
2 - 3	22		2			8.3	1								3		24
3 - 4	48		2			3.9									3		51
4 - 5	148		2			8.6	1								3		163
5 - 6	472	1	33			6.7	4		1	1.0					6		511
6 - 7	783		68	1		8.0	3	4	2	1.5					6		861
7 - 8	920	10	61	2		7.2	6	3	3	1.5			1		6		1009
8 - 9	738		52	4		6.9	9	8	6	2.5					6		806
9 - 10	638	20	36	1		8.0	10	1	8	2.9			1		6		714
10 - 11	582	3	16	1		3.4	14	1	2	2.9					6		589
11 - 12	458		32	2		6.7	5		7	2.4					6		504
PM HOURS																	
12 - 1	514		27	1		5.0	7	1	6	2.5					6		556
1 - 2	461	6	27	3		7.1	5	2	4	2.2					6		508
2 - 3	558	1	31	3		5.8	4	3	7	2.3					7		608
3 - 4	527	2	30	2		5.9	7		7	2.4		1			7		575
4 - 5	561	20	39	2		9.7	4			.6					6		626
5 - 6	533	3	24			4.8	4	1		.2					6		561
6 - 7	494		19			3.7	1	1		.4					6		515
7 - 8	323		17			5.0	2			.6					6		343
8 - 9	241		12			4.7	1			.4					6		253
9 - 10	231		5			2.2				.4					6		227
10 - 11	101		6			5.6	1			.4					6		107
11 - 12	47		1			2.1									6		48
AM TOTAL	4820	34	316	13		6.9	52	8	30	1.7					6		5275
PM TOTAL	4581	32	238	11		5.7	32	7	24	1.3					6		4927
DAY TOTAL	9401	66	554	24		6.3	84	15	54	1.5					6		10202
																	10437

2-AXLE EQUIVALENT

DOT-RN8505A-8

STATE OF WASHINGTON - DEPARTMENT OF TRANSPORTATION
TRIP SYSTEM
HOURLY TRAFFIC CLASSIFICATION SUMMARY

DATE 05/21/15
TIME 10:56:36
PAGE 8

SR 503 MP 008.09 OFF SYSTEM ID. LEG 2 DIRECTION OF TRAFFIC NORTHBOUND LANE ALL OF
COUNT IDENTIFIER HPMS COUNTER NUMBER 205865 DESCRIPTION: ON SR 503 N/O SR 502/MAIN ST

05-11-15 AM HOURS	CARS PICKUPS	BUS	SINGLE MED	UNITS HYV	4+	SINGLE UNIT %	DOUBLE UNITS	4.	5	6+	DOUBLE UNIT %	5-	TRAINS	7+	TRAIN %	TRUCK %	CLASS UNKNOWN	TOTAL VEHICLES	
12 - 1	1																		526
11 - 2	2																		553
10 - 3	3																		553
9 - 4	4																		646
8 - 5	5																		852
7 - 6	6																		920
6 - 7	7																		1038
5 - 8	8																		855
4 - 9	9																		574
3 - 10	10																		462
2 - 11	11																		340
1 - 12	12																		170
PM HOURS																			104
12 - 1	475					7.4	4	3	3	1.9						9.3		2	526
11 - 2	524					3.1	8	2	3	2.0						5.2		1	553
10 - 3	607	1				3.7	6	2	6	2.2						5.9		1	646
9 - 4	800	3			1	5.3	7	1	1	.8						6.1		2	852
8 - 5	869	6				4.3	3	1	2	1.0						5.3		2	920
7 - 6	989	4				4.2	10	2	3	.5						4.7		1	1038
6 - 7	808	3				4.2	2	1	2	1.2						5.4		1	855
5 - 8	554	1				3.1	1	1	1	.3						3.5		1	574
4 - 9	441	1				4.1	1	1	1	.4						4.5		1	462
3 - 10	331	1				2.4	1	1	1	.3						3.5		1	340
2 - 11	164	1				2.9	1	1	1	.6						3.5		1	170
1 - 12	99	1				4.8	1	1	1	.6						4.8		1	104
AM TOTAL	6661	10	276	13	1	4.3	49	6	17	1.0						5.3		6	7040
PM TOTAL	6661	10	276	13	1	4.3	49	6	17	1.0						5.3		6	7040
DAY TOTAL	6661	10	276	13	1	4.3	49	6	17	1.0						5.3		6	7040
																	2-AXLE EQUIVALENT		7142

SR 503	MP 008.09	OFF SYSTEM ID.	LEG 2	COUNTER NUMBER	DESCRIPTION: ON SR 503 N/O SR 502/MAIN ST	DIRECTION OF TRAFFIC	NORTHBOUND	LANE ALL OF								
05-13-15																
WEDNESDAY	CARS PICKUPS	BUS	SINGLE MED	HVY	4+	SINGLE UNIT %	DOUBLE 4-5	DOUBLE 6+	DOUBLE UNIT %	5-6	TRAINS 6	TRAINS 7+	TRAIN %	TRUCK %	CLASS UNKNOWN	TOTAL VEHICLES
12 - 1	51	1	1			2.1								2.1		52
1 - 2	46					24.0								24.0		47
2 - 3	29					28.0								28.0		29
3 - 4	19					18.6								25.6		25
4 - 5	18					19.2								22.5		43
5 - 6	32	1	9	1	1	12.1	2	1	4.7					14.8	2	120
6 - 7	93	7	6	7	5	9.7	2	2	3.3					13.2	1	264
7 - 8	223	5	22	5	5	7.7	3	5	2.7					8.7	1	349
8 - 9	302	9	24	4	4	6.5	2	4	1.9					10.0	2	322
9 - 10	292	2	15	4	1	7.7	3	4	2.4					10.0	1	339
10 - 11	304	2	24	1	1	7.8	3	5	2.2					7.4	2	459
11 - 12	411	6	23	7	3	5.5	5	5	1.9					6.0	2	524
PM HOURS						4.9	3	4	1.4					5.9	1	531
12 - 1	483	4	21	3	1	4.5	3	6	1.4					8.2	1	644
1 - 2	499	1	18	4	1	7.0	6	4	1.0					7.5	1	816
2 - 3	605	3	22	4	1	5.7	1	1	1.8					4.8	1	896
3 - 4	748	4	48	4	1	4.0	8	2	.8					3.4	3	982
4 - 5	828	5	50	1		3.1	2	2	.3					3.2	1	916
5 - 6	932	6	38	1		3.2	1	1	.3					2.5	1	982
6 - 7	869	7	37	1		2.0	2	2	1.0					3.0	1	916
7 - 8	596	8	18	1		4.5	1	1	.8					5.3	1	617
8 - 9	515	9	17	1		9.4	7	26	2.3					11.9	8	532
9 - 10	387	12	288	20	3	4.5	15	16	.9					5.5	9	617
10 - 11	195	3	4	3	3	5.6	51	42	1.3					6.9	17	532
11 - 12	125	43	417	55	3	5.6	66	8	1.3					6.9	17	397
AM TOTAL	1820	31	129	35	3	9.4	15	26	2.3					11.9	8	2074
PM TOTAL	6782	12	288	20	3	4.5	51	16	.9					5.5	9	7188
DAY TOTAL	8602	43	417	55	3	5.6	66	42	1.3					6.9	17	9262
2-AXLE EQUIVALENT																
9475																

DOT-RHBS05A-B

STATE OF WASHINGTON - DEPARTMENT OF TRANSPORTATION
TRIP SYSTEM
HOURLY TRAFFIC CLASSIFICATION SUMMARY

DATE 05/21/15
TIME 10:56:36
PAGE 9

SR 503 MP 008.09 OFF SYSTEM ID. LEG 2 DIRECTION OF TRAFFIC NORTHBOUND LANE ALL OF
COUNT IDENTIFIER HPMS COUNTER NUMBER 205865 DESCRIPTION: ON SR 503 N/O SR 502/MAIN ST

05-14-15	CARS	BUS	SINGLE	UNITS	SINGLE	DOUBLE	DOUBLE	5-	TRAINS	7+	TRAIN	TRUCK	CLASS	TOTAL	
THURSDAY	PICKUPS		MED	HVY	UNIT %	4-	UNIT %	6	6	7+	%	%	UNKNOWN	VEHICLES	
AM HOURS															
12 - 1	72		2		2.7							2.7		74	
1 - 2	55		3		5.2							5.2		58	
2 - 3	27		3		6.9							6.9		29	
3 - 4	15		3		28.6							28.6		21	
4 - 5	18		3		21.7							21.7		23	
5 - 6	42	1	5	3	11.7							22.7		50	
6 - 7	75	8	9	1	14.0	1						16.0		97	
7 - 8	344	7	34	1	18.6	6	2.0					22.7	1	403	
8 - 9	389	8	33	4	11.2	1	4.1		1			14.4	1	442	
9 - 10	310	4	20	4	9.5	1	3.0					12.0		350	
10 - 11	365	4	20	4	8.3	1	2.9					11.4		402	
11 - 12	403	1	26	6	6.7	1	2.0					8.7	2	446	
PM HOURS					8.1	1	1.3					9.4	1	446	
12 - 1	467	3	27	6	7.2	3	1.8					8.9	1	514	
1 - 2	566	4	16	4	4.0	8	2.1					6.4	1	605	
2 - 3	618	2	19	4	3.8	5	1.1					5.6	1	656	
3 - 4	805	3	35	4	4.9	5	1.8					5.9	4	860	
4 - 5	792	1	49	4	5.9	4	.9		1			6.5	2	1009	
5 - 6	972		27	1	2.8	5	.6					3.5	2	847	
6 - 7	830		25	1	2.9	4	.7					3.6	1	1009	
7 - 8	641		21	1	3.1	4	.7					3.9	1	862	
8 - 9	553	1	12	1	2.4	4	.7					3.3	1	668	
9 - 10	446		19		4.1	1	.9					4.1		572	
10 - 11	265		9		3.3	1	.9					4.1		465	
11 - 12	129		3		2.3	4	.9					3.3		274	
12 - 1	129		3		2.3	4	.9					3.3		132	
AM TOTAL	2115	36	157	28	9.3	22	2.1		1			11.5	4	2395	
PM TOTAL	7084	14	262	20	4.0	42	.9		1			5.0	10	7464	
DAY TOTAL	9199	50	419	48	5.3	64	1.2		1			6.6	14	9859	
														2-AXLE EQUIVALENT	10070

SR 503 MP 008.09 OFF SYSTEM ID. LEG 2 DIRECTION OF TRAFFIC NORTHBOUND LANE ALL OF

COUNT IDENTIFIER HPMS COUNTER NUMBER 205865 DESCRIPTION: ON SR 503 N/O SR 502/MAIN ST

05-15-15	CARS PICKUPS	BUS MED	SINGLE UNITS 4+	SINGLE UNIT %	DOUBLE UNITS 4-	DOUBLE UNITS 5	DOUBLE UNITS 6+	DOUBLE UNIT %	5- TRAINS 6	7+ TRAINS 7+	TRAIN %	TRUCK X	CLASS UNKNOWN	TOTAL VEHICLES
FRIDAY AM HOURS	86	1	1	1.1	4-	5	6+	1.5	1	2	2.0	10.2	1	392
1 - 2	35			5.4								1.1		87
2 - 3	32			5.4								5.4		37
3 - 4	34			5.6								5.6		36
4 - 5	22			18.5								17.4		27
5 - 6	19			17.4								12.2		23
6 - 7	43			12.2								16.7		49
7 - 8	110			15.2								11.2		132
8 - 9	355			9.7								10.0		401
9 - 10	405			8.6								10.0		451
10 - 11	351			7.9								10.2		392
11 - 12														
PM HOURS														
1 - 2														
2 - 3														
3 - 4														
4 - 5														
5 - 6														
6 - 7														
7 - 8														
8 - 9														
9 - 10														
10 - 11														
11 - 12														
AM TOTAL	1460	27	95	26	1	9.1	14	1	7	1.3	1	10.5	3	1635
PM TOTAL	1460	27	95	26	1	9.1	14	1	7	1.3	1	10.5	3	1635
DAY TOTAL	1460	27	95	26	1	9.1	14	1	7	1.3	1	10.5	3	1635

05-11-15 THRU 05-15-15

AVERAGE WEEKDAY CLASSIFICATION VOLUMES	CARS PICKUPS	BUS MED	SINGLE UNITS 4+	SINGLE UNIT %	DOUBLE UNITS 4-	DOUBLE UNITS 5	DOUBLE UNITS 6+	DOUBLE UNIT %	5- TRAINS 6	7+ TRAINS 7+	TRAIN %	TRUCK X	CLASS UNKNOWN	TOTAL VEHICLES
AVG WEEKDAY VOLUME	8792	46	413	51	2	5.4	62	13	38	1.2	1	6.7	13	9441
TOTAL HOURS FOR COUNT	94													
3 DAYS														
AVG WEEKDAY VOL	9441													9647

FACTOR GROUP GR-02
 FACTOR 0.9100 = ESTIMATED AVG DAILY TRAFFIC 8591
 AWD 2-AXLE EQUIVALENT

DOT-RNB505A-8

STATE OF WASHINGTON - DEPARTMENT OF TRANSPORTATION
TRIP SYSTEM
HOURLY TRAFFIC CLASSIFICATION SUMMARY

DATE 05/21/15
TIME 10:56:36
PAGE 11

SR 503 MP 008.09 OFF SYSTEM ID. COUNTER NUMBER 205865 LEG 2 DESCRIPTION: ON SR 503 N/O SR 502/MAIN ST LANE ALL OF

05-11-15	CARS	BUS	SINGLE MED	HVY	4+	SINGLE UNIT %	DOUBLE UNITS 4-	5	6+	DOUBLE UNIT %	5-	6	7+	TRAIN %	TRUCK %	CLASS UNKNOWN	TOTAL VEHICLES
MONDAY	1040	2	65	1		5.9	8	4	6	1.6			1		7.5	2	1126
AM HOURS	976	8	35	4		4.5	10	3	9	2.1			1		6.7	1	1046
12 - 1	1184	4	44	8	1	4.3	9	2	12	1.8					6.4		1266
1 - 2	1326	8	61	6		5.3	11		4	1.1					6.4		1416
2 - 3	1466	14	69	3		5.5	10	2	2	.9					6.4	2	1568
3 - 4	1450	6	61	11		5.1	4		2	.4					5.5		1534
4 - 5	1180		46	1		3.8	12			1.0					4.8	1	1240
5 - 6	852		30			3.4	6			.7					4.1		888
6 - 7	673		23			3.4	2			.3					3.7		699
7 - 8	495	1	12		1	2.6				.2					2.8		509
8 - 9	236		10			4.0	1		1	.4					4.5		247
9 - 10	129		5			3.7									3.7		134
10 - 11																	
11 - 12																	
PM HOURS																	
12 - 1																	
1 - 2																	
2 - 3																	
3 - 4																	
4 - 5																	
5 - 6																	
6 - 7																	
7 - 8																	
8 - 9																	
9 - 10																	
10 - 11																	
11 - 12																	
AM TOTAL	11007	43	459	35	1	4.6	73	11	36	1.0			1		5.7	6	11673
PM TOTAL	11007	43	459	35	1	4.6	73	11	36	1.0			1		5.7	6	11673
DAY TOTAL	11007	43	459	35	1	4.6	73	11	36	1.0			1		5.7	6	11673
																	11858

2-AXLE EQUIVALENT

DOT-RNB505A-8

STATE OF WASHINGTON - DEPARTMENT OF TRANSPORTATION
TRIP SYSTEM
HOURLY TRAFFIC CLASSIFICATION SUMMARY

DATE 05/21/15
TIME 10:56:36
PAGE 12

SR 503	MP 008.09	OFF SYSTEM ID.	LEG 2	DIRECTION OF TRAFFIC	BOTH WAYS	LANE ALL OF										
COUNT IDENTIFIER	HPMS	COUNTER NUMBER	205865	DESCRIPTION: ON SR 503 N/O SR 502/MAIN ST												
05-12-15																
TUESDAY																
AM HOURS	CARS PICKUPS	BUS	SINGLE MED	UNITS HYV	4+	SINGLE UNIT %	DOUBLE UNITS	6+	DOUBLE UNIT %	5- TRAINS	6	7+	TRAIN %	TRUCK %	CLASS UNKNOWN	TOTAL VEHICLES
12 - 1	84		3			3.4			1.1					4.5		88
1 - 2	67		2			2.9								2.9		69
2 - 3	48		1			2.0								2.0		49
3 - 4	82		6			10.8								10.8	1	93
4 - 5	171		9			8.0								8.6		187
5 - 6	504		39			7.7	1		.5					7.9		547
6 - 7	864		57			7.2	3	1	1.1					8.3		942
7 - 8	1233		16			6.7	4	2	2.1					8.8		1352
8 - 9	1105		9			6.2	9	10	1.7					8.1	1	1203
9 - 10	920		22			8.8	14	5	2.4					11.4	1	1040
10 - 11	794		1			5.8	6	5	1.9					8.0	1	863
11 - 12	830		8			6.2	7	2	1.9					8.3	1	906
PM HOURS																
12 - 1	908		1			5.2	3	2	1.0					6.5	2	973
1 - 2	978		10			6.2	10	2	1.8					8.5	1	1069
2 - 3	1142		7			5.7	10	3	1.6					7.7	1	1239
3 - 4	1215		4			5.7	6	4	.9					7.0	1	1306
4 - 5	1369		17			7.0	13	2	1.1					8.1		1489
5 - 6	1442		2			3.7	14		.9					4.8	1	1514
6 - 7	1177		47			4.0	10		.8					4.4	1	1238
7 - 8	829		33			3.9	4		.5					4.4	1	868
8 - 9	679		22			3.1	3		3.1					3.1	1	702
9 - 10	590		15			2.6	10		3.7					2.6	1	607
10 - 11	290		11			3.7	4		3.7					3.7	1	301
11 - 12	161		3			1.8			1.8					1.8		164
AM TOTAL	6702		66			6.9	57	21	1.6					8.6	4	7339
PM TOTAL	10780		42			4.9	70	12	.9					6.0	7	11470
DAY TOTAL	17482		108			5.7	127	33	1.2					7.0	11	18809
																19221

2-AXLE EQUIVALENT

SR 503	MP 008.09	OFF SYSTEM ID.	LEG 2	DESCRIPTION: ON SR 503 W/O SR 502/MAIN ST	DIRECTION OF TRAFFIC	BOTH WAYS	LANE ALL OF						
COUNT IDENTIFIER	HPMS	COUNTER NUMBER	205855										
05-13-15													
WEDNESDAY	CARS	SINGLE UNITS	DOUBLE UNITS	DOUBLE UNITS	5-	TRAINS	7+	TRAIN	TRUCK	CLASS	TOTAL		
AM HOURS	PICKUPS	MED	HVY	4+	UNIT %	6		%	%	UNKNOWN	VEHICLES		
12 - 1	70	2			1.6				2.8		72		
1 - 2	60	1			1.6				1.6		61		
2 - 3	54				9.8				9.8		54		
3 - 4	74	4	4		9.5				11.1		82		
4 - 5	177	13	6	1	8.2				9.3		199		
5 - 6	519	43	2	3	9.6				11.4		572		
6 - 7	838	73	11	5	8.1				10.3		946		
7 - 8	1022	99	9	10	6.1		1	.1	8.4		1142		
8 - 9	1051	57	4	10	8.7		2	.2	10.8		1168		
9 - 10	879	62	4	9	6.5		1	.1	8.7		988		
10 - 11	812	52	5	9	6.7				9.1		890		
11 - 12	902	47	13	3							994		
PM HOURS													
12 - 1	1002	7	58	4	6.4				8.3		1095		
1 - 2	979	5	41	12	5.6		1	.3	7.0		1053		
2 - 3	1083	4	57	8	5.9		1	.1	8.0		1178		
3 - 4	1251	7	78	6	6.8		2	.2	8.6		1348		
4 - 5	1400	21	95	3	7.7		1	.1	9.5		1548		
5 - 6	1409	2	61	2	4.4		2	.1	5.4		1490		
6 - 7	1352		50	1	3.7				4.2		1393		
7 - 8	917		36	1	3.9				4.1		956		
8 - 9	808		24	1	2.9				3.0		833		
9 - 10	604		10	1	1.6				1.8		615		
10 - 11	306		6	2	1.9				2.5		314		
11 - 12	167		7	2	3.9				5.0		180		
AM TOTAL	6458	61	423	58	7.6	60	16	58	1.9	1	8	7148	
PM TOTAL	11238	46	523	37	5.1	88	8	39	1.1	1	13	12003	
DAY TOTAL	17696	107	946	95	6.0	148	24	97	1.4	2	21	19151	
												7.5	19610
													2-AXLE EQUIVALENT

STATE OF WASHINGTON - DEPARTMENT OF TRANSPORTATION
TRIP SYSTEM
HOURLY TRAFFIC CLASSIFICATION SUMMARY

DATE 05/21/15
TIME 10:56:36
PAGE 14

SR 503	MP 008.09	OFF SYSTEM ID.	LEG 2	DIRECTION OF TRAFFIC	BOTH WAYS	LANE ALL OF											
COUNT IDENTIFIER	HPMS	COUNTER NUMBER	205865	DESCRIPTION: ON SR 503 N/O SR 502/MAIN ST													
05-16-15																	
THURSDAY																	
AM HOURS	CARS PICKUPS	BUS	SINGLE MED	HVY	4+	SINGLE UNIT %	DOUBLE 4-	5	6+	DOUBLE UNIT %	5-	TRAINS 6	7+	TRAIN %	TRUCK %	CLASS UNKNOWN	TOTAL VEHICLES
12 - 1	90		3			3.2									3.2		93
1 - 2	78		4			4.9									4.9		82
2 - 3	49		4			7.5									7.5		53
3 - 4	63		5			11.1	1								12.5		72
4 - 5	166		12			10.2									10.8		186
5 - 6	514	2	38	1		7.3	4	1	1	1.1					8.4		561
6 - 7	858	8	77	2		9.1	4	4	5	1.4					10.4		958
7 - 8	1264	17	95	6		8.4	12	3	12	1.9			1		10.4		1412
8 - 9	1127	8	85	5		7.9	12	1	8	1.7			2		9.7		1248
9 - 10	948	24	56	5	1	8.1	15	1	12	2.6			2		10.9		1064
10 - 11	917	4	36	7		4.7	20	1	4	2.5					7.3		991
11 - 12	861	7	58	5		7.4	6	1	11	1.9					9.3		950
PM HOURS																	
12 - 1	981	3	54	7	1	6.1	10	2	11	2.1					8.2		1070
1 - 2	1027	10	43	7		5.4	13	5	6	2.2			2		7.7		1113
2 - 3	1176	3	50	7		4.7	9	3	14	2.1					6.9		1264
3 - 4	1332	5	65	6		5.3	12	2	8	1.5					6.9		1435
4 - 5	1323	21	88	2		7.5	8	1	1	.6					8.1		1473
5 - 6	1505	3	51	1		3.5	6	1	1	.5					3.8		1570
6 - 7	1324		44			3.2	5	2	1	.6					3.8		1377
7 - 8	964		38			3.8	6	1	1	.7					4.5		1011
8 - 9	794	1	24	1		3.2	4	1	1	.6					3.8		825
9 - 10	667		24			3.5	4			.1					3.6		692
10 - 11	356		15			3.9	4			.1					3.9		381
11 - 12	176		4			2.2									2.2		180
AM TOTAL	6935	70	473	41	1	7.6	74	12	54	1.8	1	1	4		9.5		7670
PM TOTAL	11665	46	500	31	1	4.7	74	17	42	1.1	1	3	2		5.8		12391
DAY TOTAL	18600	116	973	72	2	5.8	148	29	96	1.4	1	4	6		7.2	2-AXLE EQUIVALENT	20061

DOT-RN8505A-8

STATE OF WASHINGTON - DEPARTMENT OF TRANSPORTATION
TRIP SYSTEM
HOURLY TRAFFIC CLASSIFICATION SUMMARY

DATE 05/21/15
TIME 10:56:36
PAGE 15

SR 503 MP 008.09 OFF SYSTEM ID. LEG 2 DIRECTION OF TRAFFIC BOTH WAYS LANE ALL OF
COUNT IDENTIFIER HPMS COUNTER NUMBER 205865 DESCRIPTION: ON SR 503 N/O SR 502/MAIN ST

05-15-15	CARS PICKUPS	BUS MED	SINGLE HVY	4+	SINGLE UNIT %	DOUBLE UNITS	4-	5	6+	DOUBLE UNIT %	5-	TRAINS	6	7+	TRAIN %	TRUCK %	CLASS UNKNOWN	TOTAL VEHICLES
FRIDAY	108	1	2	4	4.1	1	3	1	1	.6	1	1	1	2	.2	9.4	1	1081
AM HOURS	47	2	3	4	3.1	3	7	3	3	1.5	7	7	7	7	10.4	8.1	2	1254
1 -	62	3	4	4	8.2	8.7	9.0	9.0	9.3	9.3	10.4	10.4	10.4	10.4	10.4	8.5	1	881
2 -	78	1	1	1	8.3	8.3	8.3	8.3	8.3	8.3	8.3	8.3	8.3	8.3	8.3	8.1	1	1394
3 -	156	3	3	3	9.0	9.0	9.0	9.0	9.0	9.0	9.0	9.0	9.0	9.0	9.0	8.5	1	1394
4 -	468	3	3	3	7.0	7.0	7.0	7.0	7.0	7.0	7.0	7.0	7.0	7.0	7.0	8.1	2	1254
5 -	789	6	6	6	6.9	6.9	6.9	6.9	6.9	6.9	6.9	6.9	6.9	6.9	6.9	9.4	1	1081
6 -	1274	16	16	16	8.0	8.0	8.0	8.0	8.0	8.0	8.0	8.0	8.0	8.0	8.0	9.4	1	1081
7 -	1274	10	10	10	8.0	8.0	8.0	8.0	8.0	8.0	8.0	8.0	8.0	8.0	8.0	9.4	1	1081
8 -	1150	20	20	20	8.0	8.0	8.0	8.0	8.0	8.0	8.0	8.0	8.0	8.0	8.0	9.4	1	1081
9 -	978	58	58	58	8.0	8.0	8.0	8.0	8.0	8.0	8.0	8.0	8.0	8.0	8.0	9.4	1	1081
10 -																		
11 -																		
12 -																		
PM HOURS																		
1 -																		
2 -																		
3 -																		
4 -																		
5 -																		
6 -																		
7 -																		
8 -																		
9 -																		
10 -																		
11 -																		
12 -																		
AM TOTAL	5110	55	323	40	2	7.5	41	6	21	1.2				3	.1	8.8	4	5605
PM TOTAL																		
DAY TOTAL	5110	55	323	40	2	7.5	41	6	21	1.2				3	.1	8.8	4	5605

05-11-15 THRU 05-15-15

AVERAGE WEEKDAY CLASSIFICATION VOLUMES	CARS PICKUPS	BUS MED	SINGLE HVY	4+	SINGLE UNIT %	DOUBLE UNITS	4-	5	6+	DOUBLE UNIT %	5-	TRAINS	6	7+	TRAIN %	TRUCK %	CLASS UNKNOWN	TOTAL VEHICLES
AVG WEEKDAY VOLUME	17926	110	932	82	2	5.8	141	29	86	1.3				6	.1	7.2	15	19340
TOTAL HOURS FOR COUNT					94													
3 DAYS																		
AVG WEEKDAY VOL	19340	X	SEASONAL ADJ. FACTOR	0.9100	=	ESTIMATED AVG DAILY TRAFFIC	17599											

0.9777

PEAK HOUR PERCENTAGES: K = 8.12 D = 64.27 T = 4.01
PEAK HOUR LOCATION : VOLUME = 1570 DATE: 05/14/15 TIME: 05:00 PM



Washington State
Department of Transportation

RU

Diamond Traffic Counter

Interval 60 min. 15 min.
 Binned(CL/SP) Count(volume)
 Lane No 1 2

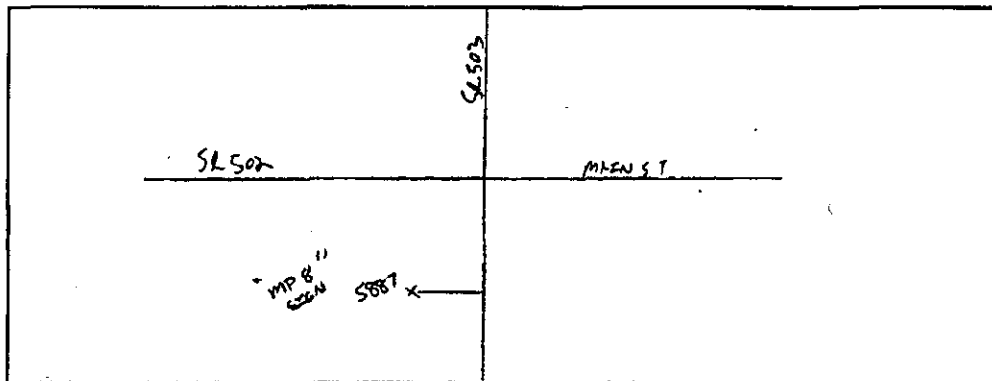
Direction Channel 1 _____
 Direction Channel 2 _____
 Unique ID# _____

Counter No. 205887 Count ID HPMS
 SR 503 RRT/RRQ _____ MP 8.09
 Leg 1 Direction SB OSID _____

Station Description ON SR 503 S/O SR 502/ MAIN ST

Date	Day	Time	Comments
5/11/15	2	1113	Manual (1) <u>1</u> (2) _____ SET OK RT/DB Counter (1) <u>1</u> (2)
5/12	3	1059	Manual (1) <u>40</u> (2) _____ CHECK OK RT/DB Counter (1) <u>40</u> (2)
5/13	4	1105	Manual (1) <u>50</u> (2) _____ CHECK OK RT/DB Counter (1) <u>50</u> (2)
5/14	5	1143	Manual (1) <u>29</u> (2) _____ CHECK OK RT/DB Counter (1) <u>29</u> (2)
5/15	6	1014	Manual (1) <u>1</u> (2) _____ P/U OK RT/DB Counter (1) <u>1</u> (2)

Sketch



RT/DB

Field Person



Interval 60 min. 15 min.
 Binned(CL/SP) Count(volume)
Lane No 1 2

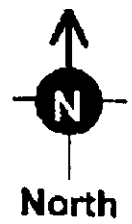
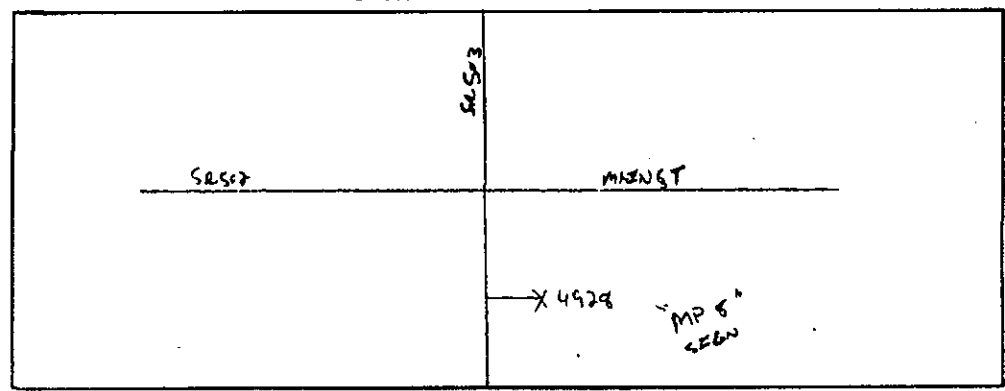
Direction Channel 1 _____
Direction Channel 2 _____
Unique ID# _____

Counter No. 204928 Count ID HPMS
SR 503 RRT/RRQ _____ MP 8.09
Leg 1 Direction NB OSID _____

Station Description ON SR 503 S/O SR 502/ MAIN ST

Date	Day	Time	Comments
5/11/15	2	1112	Manual (1) 1 (2) SET OK RT/DB Counter (1) 1 (2)
5/12	3	1057	Manual (1) 50 (2) CHECK OK RT/DB Counter (1) 49 (2) SP=1
5/13	4	1104	Manual (1) 50 (2) CHECK OK RT/DB Counter (1) 48 (2) SP=2
5/14	5	1132	Manual (1) 50 (2) CHECK OK RT/DB Counter (1) 47 (2) SP=3
5/15	6	1012	Manual (1) 1 (2) P/U OK RT/DB Counter (1) 1 (2)

Sketch



North

RT/DB

Field Person

SR 503 MP 008.09 OFF SYSTEM ID. LEG 1 DIRECTION OF TRAFFIC SOUTHBOUND LANE ALL OF

COUNT IDENTIFIER HPMS COUNTER NUMBER 205887 DESCRIPTION: ON SR 503 S/O SR 502/MAIN ST

COUNT IDENTIFIER	AM HOURS												PM HOURS												DAILY TOTAL		
	1	2	3	4	5	6	7	8	9	10	11	12	1	2	3	4	5	6	7	8	9	10	11	12			
05/11/15 MONDAY	12	1	2	3	4	5	6	7	8	9	10	11	12	1	2	3	4	5	6	7	8	9	10	11	12	7050	
00-15		
15-30		
30-45		
45-00		
TOT	527	837	739	807	770	794	735	605	469	310	238	144	75	527	837	739	807	770	794	735	605	469	310	238	144	75	527
	AM PEAK HOUR 0000 TO 0000 VOLUME 0												PM PEAK HOUR 1215 TO 0115 VOLUME 845														

05/12/15 TUESDAY

COUNT IDENTIFIER	AM HOURS												PM HOURS												DAILY TOTAL	
	1	2	3	4	5	6	7	8	9	10	11	12	1	2	3	4	5	6	7	8	9	10	11	12		
05/12/15 TUESDAY	12	1	2	3	4	5	6	7	8	9	10	11	12	1	2	3	4	5	6	7	8	9	10	11	12	12197
00-15	
15-30	
30-45	
45-00	
TOT	36	31	23	64	172	492	903	1028	857	780	684	741	743	762	765	751	802	712	594	427	329	298	136	67	12197	
	AM PEAK HOUR 0715 TO 0815 VOLUME 1041												PM PEAK HOUR 0400 TO 0500 VOLUME 802													

05/13/15 WEDNESDAY

COUNT IDENTIFIER	AM HOURS												PM HOURS												DAILY TOTAL	
	1	2	3	4	5	6	7	8	9	10	11	12	1	2	3	4	5	6	7	8	9	10	11	12		
05/13/15 WEDNESDAY	12	1	2	3	4	5	6	7	8	9	10	11	12	1	2	3	4	5	6	7	8	9	10	11	12	12581
00-15	
15-30	
30-45	
45-00	
TOT	45	28	27	67	180	516	900	939	876	779	711	747	739	758	793	771	832	682	722	468	435	286	185	95	12581	
	AM PEAK HOUR 0630 TO 0730 VOLUME 942												PM PEAK HOUR 0345 TO 0445 VOLUME 852													

DOT-RN8515A-B

STATE OF WASHINGTON - DEPARTMENT OF TRANSPORTATION

DATE 05/21/15

TRIP SYSTEM
15 MINUTE TRAFFIC COUNT SUMMARY

TIME 10:57:09
PAGE 8

SR 503 MP 008.09 OFF SYSTEM ID. LEG 1 DIRECTION OF TRAFFIC SOUTHBOUND LANE ALL OF

COUNT IDENTIFIER	HPMS	COUNTER NUMBER	205867	DESCRIPTION: ON SR 503 S/O SR 502/MAIN ST	AM PEAK HOUR 0700 TO 0800 VOLUME	1010	PM PEAK HOUR 0345 TO 0445 VOLUME	842	AM TOTAL	6087	PM TOTAL	7145	DAILY TOTAL												
05/14/15 THURSDAY																									
12	1	2	3	4	5	6	7	8	9	10	11	12	DAILY												
1	2	3	4	5	6	7	8	9	10	11	12	TOTAL													
00-15	15	10	6	10	26	79	195	252	245	202	203	178	201	213	205	210	198	184	184	137	123	119	60	40	
15-30	17	8	6	11	38	125	237	261	242	216	197	224	225	186	202	203	221	205	150	136	94	110	55	30	
30-45	10	6	8	17	51	138	261	257	236	198	186	202	200	226	203	186	217	202	168	118	94	80	42	22	
45-00	11	9	7	24	54	165	232	240	206	201	198	167	193	199	205	206	191	203	154	118	89	73	52	13	
HOUR																									
TOT	53	33	27	62	169	507	925	1010	929	817	784	771	819	824	815	805	827	794	656	509	400	382	209	105	13232

COUNT IDENTIFIER	HPMS	COUNTER NUMBER	205867	DESCRIPTION: ON SR 503 S/O SR 502/MAIN ST	AM PEAK HOUR 0700 TO 0800 VOLUME	1026	PM PEAK HOUR 0000 TO 0000 VOLUME	0	AM TOTAL	4359	PM TOTAL	0	DAILY TOTAL
05/15/15 FRIDAY													
12	1	2	3	4	5	6	7	8	9	10	11	12	DAILY
1	2	3	4	5	6	7	8	9	10	11	12	TOTAL	
00-15	11	10	11	12	19	72	173	256	286	219			
15-30	17	5	8	8	36	113	218	235	234	200			
30-45	19	4	9	22	53	134	231	248	208	210			
45-00	8	4	8	21	63	138	178	257	184	217			
HOUR													
TOT	55	23	36	63	171	457	800	996	912	846			4359

05/11/15 THRU 05/15/15
TOTAL HOURS FOR COUNT 94

3 DAYS
AVG WEEKDAY VOL 12670 X SEASONAL ADJ. FACTOR 0.9100 = 11530 X AXLE CORR FACTOR 0.9585 = ESTIMATED AVG DAILY TRAFFIC 11052

SR 503 MP 008.09 OFF SYSTEM ID. LEG 1 DIRECTION OF TRAFFIC NORTHBOUND LANE ALL OF

COUNT IDENTIFIER RPHS COUNTER NUMBER 204928 DESCRIPTION: ON SR 503 S/O SR 502/MAIN ST

05/11/15 MONDAY	AM HOURS												PM HOURS												DAILY TOTAL
	1	2	3	4	5	6	7	8	9	10	11	12	1	2	3	4	5	6	7	8	9	10	11	12	
12	1	2	3	4	5	6	7	8	9	10	11	12	1	2	3	4	5	6	7	8	9	10	11	12	9389
00-15																									38
15-30																									40
30-45																									24
45-00																									20
TOT																									513
																									1239
																									0
																									1239

AM PEAK HOUR 0000 TO 0000 VOLUME 0
PM PEAK HOUR 0445 TO 0545 VOLUME 1239

AM TOTAL 513
PM TOTAL 8876

05/12/15 TUESDAY	AM HOURS												PM HOURS												DAILY TOTAL
	1	2	3	4	5	6	7	8	9	10	11	12	1	2	3	4	5	6	7	8	9	10	11	12	
12	1	2	3	4	5	6	7	8	9	10	11	12	1	2	3	4	5	6	7	8	9	10	11	12	12437
00-15																									37
15-30																									41
30-45																									35
45-00																									46
TOT																									159
																									677
																									1198

AM PEAK HOUR 1100 TO 1200 VOLUME 677
PM PEAK HOUR 0430 TO 0530 VOLUME 1198

AM TOTAL 3561
PM TOTAL 8876

05/13/15 WEDNESDAY	AM HOURS												PM HOURS												DAILY TOTAL
	1	2	3	4	5	6	7	8	9	10	11	12	1	2	3	4	5	6	7	8	9	10	11	12	
12	1	2	3	4	5	6	7	8	9	10	11	12	1	2	3	4	5	6	7	8	9	10	11	12	12646
00-15																									39
15-30																									53
30-45																									31
45-00																									37
TOT																									160
																									475
																									1199

AM PEAK HOUR 1100 TO 1200 VOLUME 729
PM PEAK HOUR 0500 TO 0600 VOLUME 1199

AM TOTAL 3453
PM TOTAL 9193

DOT-RN8515A-8

STATE OF WASHINGTON - DEPARTMENT OF TRANSPORTATION
TRIP SYSTEM
15 MINUTE TRAFFIC COUNT SUMMARY

DATE 05/21/15
TIME 10:57:09
PAGE 10

SR 503 MP 008.09 OFF SYSTEM ID. LEG 1 DIRECTION OF TRAFFIC NORTHBOUND LANE ALL OF

COUNT IDENTIFIER HPMS COUNTER NUMBER 204928 DESCRIPTION: ON SR 503 S/O SR 502/MAIN ST

COUNT IDENTIFIER	HPMS	AM HOURS												PM HOURS	DAILY TOTAL											
		1	2	3	4	5	6	7	8	9	10	11	12													
05/14/15 THURSDAY		1	2	3	4	5	6	7	8	9	10	11	12	1	2	3	4	5	6	7	8	9	10	11	12	13490
00-15	20	25	10	11	14	13	32	110	152	130	151	180	201	219	214	247	303	302	267	182	177	152	103	56		
15-30	28	20	14	2	15	19	53	131	143	142	159	168	188	217	237	267	248	311	272	202	159	142	78	36		
30-45	24	19	9	7	9	30	96	167	174	143	144	208	206	223	259	302	285	300	245	183	197	132	62	40		
45-00	12	15	9	10	13	39	92	211	176	170	169	180	206	237	292	321	283	286	242	160	186	106	56	33		
TOT	84	79	42	30	51	101	273	619	645	585	623	736	801	896	1002	1137	1119	1199	1026	727	719	532	299	165	13490	

AM PEAK HOUR 1100 TO 1200 VOLUME 736
PM PEAK HOUR 0500 TO 0600 VOLUME 1199

AM TOTAL 3868
PM TOTAL 9622

COUNT IDENTIFIER	HPMS	AM HOURS												PM HOURS	DAILY TOTAL											
		1	2	3	4	5	6	7	8	9	10	11	12													
05/15/15 FRIDAY		1	2	3	4	5	6	7	8	9	10	11	12	1	2	3	4	5	6	7	8	9	10	11	12	2561
00-15	36	14	11	9	11	15	34	93	143	154																
15-30	34	9	14	5	10	21	56	134	143	135																
30-45	24	9	8	9	19	27	84	171	159	165																
45-00	23	16	12	8	14	44	110	214	188	176																
TOT	117	48	45	31	54	107	284	612	633	630																

AM PEAK HOUR 0730 TO 0830 VOLUME 671
PM PEAK HOUR 0000 TO 0000 VOLUME 0

AM TOTAL 2561
PM TOTAL 0

05/11/15 THRU 05/15/15
TOTAL HOURS FOR COUNT 94

3 DAYS
AVG WEEKDAY VOL 12858 X SEASONAL ADJ. FACTOR 0.9100 = 11701 X AXLE CORR FACTOR 0.9585 = ESTIMATED AVG DAILY TRAFFIC 11215

FACTOR GROUP GR-02
FACTOR GROUP CB-20

SR 503 MP 008.09 OFF SYSTEM ID. LEG 1 DIRECTION OF TRAFFIC BOTH WAYS LANE ALL OF
 COUNT IDENTIFIER HPMS COUNTER NUMBER 204928 DESCRIPTION: ON SR 503 S/O SR 502/MAIN ST

		05/11/15 MONDAY																									
		AM HOURS						PM HOURS																			
		1	2	3	4	5	6	7	8	9	10	11	12	1	2	3	4	5	6	7	8	9	10	11	12	DAILY TOTAL	
00-15	12	1	2	3	4	5	6	7	8	9	10	11	12	1	2	3	4	5	6	7	8	9	10	11	12	1040	15399
15-30	1	1	2	3	4	5	6	7	8	9	10	11	12	1	2	3	4	5	6	7	8	9	10	11	12		
30-45	1	2	3	4	5	6	7	8	9	10	11	12	1	2	3	4	5	6	7	8	9	10	11	12			
45-00	1	2	3	4	5	6	7	8	9	10	11	12	1	2	3	4	5	6	7	8	9	10	11	12			
HOUR																											
TOT																											

		05/12/15 TUESDAY																									
		AM HOURS						PM HOURS																			
		1	2	3	4	5	6	7	8	9	10	11	12	1	2	3	4	5	6	7	8	9	10	11	12	DAILY TOTAL	
00-15	12	1	2	3	4	5	6	7	8	9	10	11	12	1	2	3	4	5	6	7	8	9	10	11	12	1637	9372
15-30	1	1	2	3	4	5	6	7	8	9	10	11	12	1	2	3	4	5	6	7	8	9	10	11	12		
30-45	1	2	3	4	5	6	7	8	9	10	11	12	1	2	3	4	5	6	7	8	9	10	11	12			
45-00	1	2	3	4	5	6	7	8	9	10	11	12	1	2	3	4	5	6	7	8	9	10	11	12			
HOUR																											
TOT																											

		05/13/15 WEDNESDAY																									
		AM HOURS						PM HOURS																			
		1	2	3	4	5	6	7	8	9	10	11	12	1	2	3	4	5	6	7	8	9	10	11	12	DAILY TOTAL	
00-15	12	1	2	3	4	5	6	7	8	9	10	11	12	1	2	3	4	5	6	7	8	9	10	11	12	1476	9268
15-30	1	1	2	3	4	5	6	7	8	9	10	11	12	1	2	3	4	5	6	7	8	9	10	11	12		
30-45	1	2	3	4	5	6	7	8	9	10	11	12	1	2	3	4	5	6	7	8	9	10	11	12			
45-00	1	2	3	4	5	6	7	8	9	10	11	12	1	2	3	4	5	6	7	8	9	10	11	12			
HOUR																											
TOT																											

AM PEAK HOUR 0715 TO 0815 VOLUME 1637 AM TOTAL 9372
 PM PEAK HOUR 0430 TO 0530 VOLUME 1980 PM TOTAL 15262
 AM PEAK HOUR 1100 TO 1200 VOLUME 1476 AM TOTAL 9268
 PM PEAK HOUR 0545 TO 0645 VOLUME 1995 PM TOTAL 15959

SR 503 MP 008.09 OFF SYSTEM ID. LEG 1 DIRECTION OF TRAFFIC BOTH WAYS LANE ALL OF

COUNT IDENTIFIER HPMS COUNTER NUMBER 204928 DESCRIPTION: ON SR 503 S/O SR 502/MAIN ST

05/14/15 THURSDAY		AM HOURS												PM HOURS												DAILY TOTAL																																																																																																		
HPMS	COUNT	1	2	3	4	5	6	7	8	9	10	11	12	1	2	3	4	5	6	7	8	9	10	11	12	TOTAL	TOTAL																																																																																																	
00-15	35	16	21	40	92	227	362	397	332	354	358	402	432	419	457	501	486	451	319	300	271	163	96	15-30	45	28	20	13	53	144	290	392	385	358	356	392	413	403	439	470	469	516	422	338	253	252	133	66	30-45	34	25	17	24	60	168	357	424	410	341	330	410	406	449	462	488	502	502	413	301	291	212	104	62	45-00	23	24	16	34	67	204	324	451	382	371	367	347	399	456	497	527	474	489	396	278	275	179	108	46	TOT	137	112	69	92	220	608	1198	1629	1574	1402	1407	1507	1620	1720	1817	1942	1946	1993	1682	1236	1119	914	508	270	26722
		AM PEAK HOUR 0715 TO 0815 VOLUME 1664												PM PEAK HOUR 0345 TO 0445 VOLUME 1999												AM TOTAL 9955																																																																																																		
		PM PEAK HOUR 0000 TO 0000 VOLUME 1696												PM PEAK HOUR 0000 TO 0000 VOLUME 0												AM TOTAL 6920																																																																																																		
		PM PEAK HOUR 0000 TO 0000 VOLUME 0												PM PEAK HOUR 0000 TO 0000 VOLUME 0												PM TOTAL 16767																																																																																																		

05/15/15 FRIDAY		AM HOURS												PM HOURS												DAILY TOTAL																																								
HPMS	COUNT	1	2	3	4	5	6	7	8	9	10	11	12	1	2	3	4	5	6	7	8	9	10	11	12	TOTAL	TOTAL																																							
00-15	47	24	22	21	30	87	207	349	429	373	335	335	335	15-30	51	14	22	13	46	134	274	369	377	335	375	375	30-45	43	13	17	31	72	161	315	419	367	375	375	375	45-00	31	20	20	29	77	182	288	471	372	393	393	393	TOT	172	71	81	94	225	564	1084	1608	1545	1476	1696	0	6920
		AM PEAK HOUR 0730 TO 0830 VOLUME 1696												AM PEAK HOUR 0000 TO 0000 VOLUME 0												AM TOTAL 6920																																								
		PM PEAK HOUR 0000 TO 0000 VOLUME 0												PM PEAK HOUR 0000 TO 0000 VOLUME 0												PM TOTAL 0																																								

05/11/15 THRU 05/15/15 94
 TOTAL HOURS FOR COUNT
 3 DAYS
 AVG WEEKDAY VOL 25528 X SEASONAL ADJ. FACTOR 0.9100 = 23230 X AXLE CORR FACTOR 0.9585 = ESTIMATED AVG DAILY TRAFFIC 22266
 PEAK HOUR PERCENTAGES: K = 7.85 D = 61.80
 PEAK HOUR LOCATION : VOLUME = 2005 DATE: 05/11/15 TIME: 04:45 PM