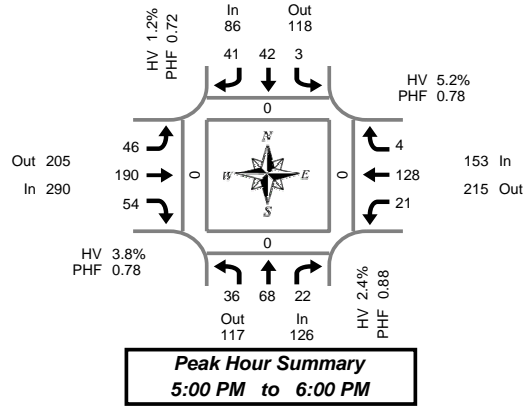


# Total Vehicle Summary



Clay Carney  
(503) 833-2740



## NE 29th Ave & NE 179th St

Thursday, March 02, 2006

4:00 PM to 6:00 PM

### 5-Minute Interval Summary 4:00 PM to 6:00 PM

Interval Start Time	Northbound NE 29th Ave				Southbound NE 29th Ave				Eastbound NE 179th St				Westbound NE 179th St				Interval Total	Pedestrians Crosswalk				
	L	T	R	Bikes	L	T	R	Bikes	L	T	R	Bikes	L	T	R	Bikes		North	South	East	West	
4:00 PM	0	6	0	0	0	1	4	0	6	15	5	0	0	11	1	0	0	49	0	0	0	0
4:05 PM	4	7	2	0	0	1	4	0	1	15	4	0	4	7	0	0	0	49	0	0	0	0
4:10 PM	4	5	2	0	0	4	3	0	3	17	2	0	1	5	0	0	0	46	0	0	0	0
4:15 PM	4	1	0	0	1	3	4	0	2	15	4	0	0	6	1	0	0	41	0	0	0	0
4:20 PM	1	4	2	0	0	2	4	0	3	18	3	0	2	8	1	0	0	48	0	0	0	0
4:25 PM	3	8	2	0	0	3	4	0	5	14	3	0	1	12	1	0	0	56	0	0	0	0
4:30 PM	2	6	1	0	0	6	3	0	5	15	3	0	3	8	1	0	0	53	0	0	0	0
4:35 PM	2	4	1	0	0	1	4	0	3	8	5	0	2	8	1	0	0	39	0	0	0	0
4:40 PM	3	2	1	0	1	6	3	0	0	9	2	0	0	11	0	0	0	38	0	0	0	0
4:45 PM	4	3	5	0	1	5	2	0	1	13	2	0	1	8	0	0	0	45	0	0	0	0
4:50 PM	3	5	4	0	2	3	3	0	6	10	8	0	2	9	1	0	0	56	0	0	0	0
4:55 PM	1	6	2	0	0	1	4	0	4	12	3	0	2	8	2	0	0	45	0	0	0	0
5:00 PM	5	6	3	0	1	2	1	0	2	12	4	0	1	12	0	0	0	49	0	0	0	0
5:05 PM	0	12	0	0	0	4	1	0	4	8	3	0	0	14	0	0	0	46	0	0	0	0
5:10 PM	3	3	3	0	0	3	5	0	5	14	4	0	2	16	0	0	0	58	0	0	0	0
5:15 PM	5	8	1	0	0	5	5	0	3	20	2	0	2	14	1	0	0	66	0	0	0	0
5:20 PM	6	4	3	0	0	4	3	0	3	14	9	0	1	13	0	0	0	60	0	0	0	0
5:25 PM	1	7	0	0	0	6	7	0	7	18	5	0	2	9	1	0	0	63	0	0	0	0
5:30 PM	5	3	0	0	0	1	4	0	2	23	6	0	3	8	0	0	0	55	0	0	0	0
5:35 PM	3	5	1	0	0	1	4	0	4	19	9	0	0	5	2	0	0	53	0	0	0	0
5:40 PM	2	5	5	0	0	3	2	0	3	18	3	0	1	6	0	0	0	48	0	0	0	0
5:45 PM	4	6	2	0	0	3	5	0	4	12	2	0	2	14	0	0	0	54	0	0	0	0
5:50 PM	0	4	4	0	2	7	3	0	5	17	3	0	5	7	0	0	0	57	0	0	0	0
5:55 PM	2	5	0	0	0	3	1	0	4	15	4	0	2	10	0	0	0	46	0	0	0	0
Total Survey	67	125	44	0	8	78	83	0	85	351	98	0	39	229	13	0	0	1,220	0	0	0	0

### 15-Minute Interval Summary 4:00 PM to 6:00 PM

Interval Start Time	Northbound NE 29th Ave				Southbound NE 29th Ave				Eastbound NE 179th St				Westbound NE 179th St				Interval Total	Pedestrians Crosswalk				
	L	T	R	Bikes	L	T	R	Bikes	L	T	R	Bikes	L	T	R	Bikes		North	South	East	West	
4:00 PM	8	18	4	0	0	6	11	0	10	47	11	0	5	23	1	0	0	144	0	0	0	0
4:15 PM	8	13	4	0	1	8	12	0	10	47	10	0	3	26	3	0	0	145	0	0	0	0
4:30 PM	7	12	3	0	1	13	10	0	8	32	10	0	5	27	2	0	0	130	0	0	0	0
4:45 PM	8	14	11	0	3	9	9	0	11	35	13	0	5	25	3	0	0	146	0	0	0	0
5:00 PM	8	21	6	0	1	9	7	0	11	34	11	0	3	42	0	0	0	153	0	0	0	0
5:15 PM	12	19	4	0	0	15	15	0	13	52	16	0	5	36	2	0	0	189	0	0	0	0
5:30 PM	10	13	6	0	0	5	10	0	9	60	18	0	4	19	2	0	0	156	0	0	0	0
5:45 PM	6	15	6	0	2	13	9	0	13	44	9	0	9	31	0	0	0	157	0	0	0	0
Total Survey	67	125	44	0	8	78	83	0	85	351	98	0	39	229	13	0	0	1,220	0	0	0	0

### Peak Hour Summary 5:00 PM to 6:00 PM

By Approach	Northbound NE 29th Ave				Southbound NE 29th Ave				Eastbound NE 179th St				Westbound NE 179th St				Total	Pedestrians Crosswalk			
	In	Out	Total	Bikes	In	Out	Total	Bikes	In	Out	Total	Bikes	In	Out	Total	Bikes		North	South	East	West
Volume	126	117	243	0	86	118	204	0	290	205	495	0	153	215	368	0	655	0	0	0	0
%HV	2.4%				1.2%				3.8%				5.2%				3.5%				
PHF	0.88				0.72				0.78				0.78				0.87				

By Movement	Northbound NE 29th Ave				Southbound NE 29th Ave				Eastbound NE 179th St				Westbound NE 179th St				Total
	L	T	R	Total	L	T	R	Total	L	T	R	Total	L	T	R	Total	
Volume	36	68	22	126	3	42	41	86	46	190	54	290	21	128	4	153	655
%HV	2.8%	0.0%	9.1%	2.4%	0.0%	2.4%	0.0%	1.2%	0.0%	4.2%	5.6%	3.8%	9.5%	4.7%	0.0%	5.2%	3.5%
PHF	0.64	0.74	0.50	0.88	0.38	0.70	0.68	0.72	0.88	0.79	0.68	0.78	0.58	0.73	0.33	0.78	0.87

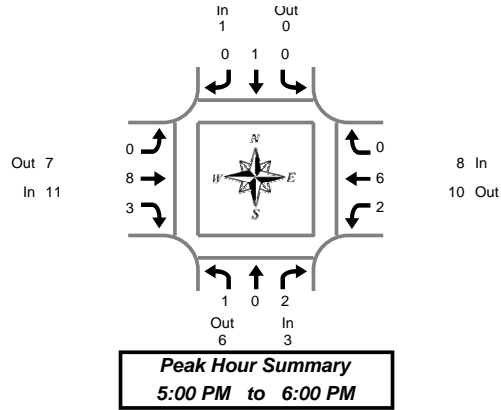
### Rolling Hour Summary 4:00 PM to 6:00 PM

Interval Start Time	Northbound NE 29th Ave				Southbound NE 29th Ave				Eastbound NE 179th St				Westbound NE 179th St				Interval Total	Pedestrians Crosswalk				
	L	T	R	Bikes	L	T	R	Bikes	L	T	R	Bikes	L	T	R	Bikes		North	South	East	West	
4:00 PM	31	57	22	0	5	36	42	0	39	161	44	0	18	101	9	0	0	565	0	0	0	0
4:15 PM	31	60	24	0	6	39	38	0	40	148	44	0	16	120	8	0	0	574	0	0	0	0
4:30 PM	35	66	24	0	5	46	41	0	43	153	50	0	18	130	7	0	0	618	0	0	0	0
4:45 PM	38	67	27	0	4	38	41	0	44	181	58	0	17	122	7	0	0	644	0	0	0	0
5:00 PM	36	68	22	0	3	42	41	0	46	190	54	0	21	128	4	0	0	655	0	0	0	0

# Heavy Vehicle Summary



Clay Carney  
(503) 833-2740



## NE 29th Ave & NE 179th St

Thursday, March 02, 2006

4:00 PM to 6:00 PM

### Heavy Vehicle 5-Minute Interval Summary

4:00 PM to 6:00 PM

Interval Start Time	Northbound NE 29th Ave				Southbound NE 29th Ave				Eastbound NE 179th St				Westbound NE 179th St				Interval Total
	L	T	R	Total	L	T	R	Total	L	T	R	Total	L	T	R	Total	
4:00 PM	0	0	0	0	0	0	0	0	0	1	1	2	0	0	0	0	2
4:05 PM	0	0	0	0	0	0	0	0	0	0	0	0	0	0	0	0	0
4:10 PM	0	0	0	0	0	1	1	2	0	4	4	1	0	0	0	1	7
4:15 PM	0	0	0	0	0	0	0	0	1	1	0	2	0	0	0	0	2
4:20 PM	0	1	0	1	0	0	0	0	0	2	0	2	0	1	0	1	4
4:25 PM	0	1	0	1	0	0	0	0	0	1	0	1	0	1	0	1	3
4:30 PM	0	1	0	1	0	0	0	0	1	2	0	3	0	0	0	0	4
4:35 PM	0	0	0	0	0	0	0	0	0	0	0	0	0	1	0	1	1
4:40 PM	1	0	0	1	0	1	0	1	0	0	0	0	0	1	0	1	3
4:45 PM	0	0	0	0	0	0	0	0	0	1	0	1	0	4	0	4	5
4:50 PM	1	1	0	2	0	0	0	0	0	0	0	0	0	0	0	0	2
4:55 PM	0	0	0	0	0	0	0	0	1	2	0	3	0	1	0	1	4
5:00 PM	0	0	1	1	0	1	0	1	0	2	0	2	0	1	0	1	5
5:05 PM	0	0	0	0	0	0	0	0	0	0	0	0	0	0	0	0	0
5:10 PM	0	0	0	0	0	0	0	0	0	1	0	1	0	1	0	1	2
5:15 PM	0	0	0	0	0	0	0	0	0	0	0	0	0	4	0	4	4
5:20 PM	0	0	0	0	0	0	0	0	0	0	2	2	0	0	0	0	2
5:25 PM	0	0	0	0	0	0	0	0	0	0	0	0	0	0	0	0	0
5:30 PM	0	0	0	0	0	0	0	0	0	2	0	2	0	0	0	0	2
5:35 PM	0	0	0	0	0	0	0	0	0	0	1	1	0	0	0	0	1
5:40 PM	1	0	1	2	0	0	0	0	0	0	0	0	0	0	0	0	2
5:45 PM	0	0	0	0	0	0	0	0	0	0	0	0	0	0	0	0	0
5:50 PM	0	0	0	0	0	0	0	0	0	1	0	1	1	0	0	1	2
5:55 PM	0	0	0	0	0	0	0	0	0	2	0	2	1	0	0	1	3
Total Survey	3	4	2	9	0	3	1	4	3	22	4	29	3	15	0	18	60

### Heavy Vehicle 15-Minute Interval Summary

4:00 PM to 6:00 PM

Interval Start Time	Northbound NE 29th Ave				Southbound NE 29th Ave				Eastbound NE 179th St				Westbound NE 179th St				Interval Total
	L	T	R	Total	L	T	R	Total	L	T	R	Total	L	T	R	Total	
4:00 PM	0	0	0	0	0	1	1	2	0	5	1	6	1	0	0	1	9
4:15 PM	0	2	0	2	0	0	0	0	1	4	0	5	0	2	0	2	9
4:30 PM	1	1	0	2	0	1	0	1	1	2	0	3	0	2	0	2	8
4:45 PM	1	1	0	2	0	0	0	0	1	3	0	4	0	5	0	5	11
5:00 PM	0	0	1	1	0	1	0	1	0	3	0	3	0	2	0	2	7
5:15 PM	0	0	0	0	0	0	0	0	0	0	2	2	0	4	0	4	6
5:30 PM	1	0	1	2	0	0	0	0	0	2	1	3	0	0	0	0	5
5:45 PM	0	0	0	0	0	0	0	0	0	3	0	3	2	0	0	2	5
Total Survey	3	4	2	9	0	3	1	4	3	22	4	29	3	15	0	18	60

### Heavy Vehicle Peak Hour Summary

5:00 PM to 6:00 PM

By Approach	Northbound NE 29th Ave			Southbound NE 29th Ave			Eastbound NE 179th St			Westbound NE 179th St			Total
	In	Out	Total	In	Out	Total	In	Out	Total	In	Out	Total	
Volume	3	6	9	1	0	1	11	7	18	8	10	18	23
PHF	0.38			0.25			0.69			0.40			0.72

By Movement	Northbound NE 29th Ave				Southbound NE 29th Ave				Eastbound NE 179th St				Westbound NE 179th St				Total
	L	T	R	Total	L	T	R	Total	L	T	R	Total	L	T	R	Total	
Volume	1	0	2	3	0	1	0	1	0	8	3	11	2	6	0	8	23
PHF	0.25	0.00	0.50	0.38	0.00	0.25	0.00	0.25	0.00	0.67	0.38	0.69	0.25	0.30	0.00	0.40	0.72

### Heavy Vehicle Rolling Hour Summary

4:00 PM to 6:00 PM

Interval Start Time	Northbound NE 29th Ave				Southbound NE 29th Ave				Eastbound NE 179th St				Westbound NE 179th St				Interval Total
	L	T	R	Total	L	T	R	Total	L	T	R	Total	L	T	R	Total	
4:00 PM	2	4	0	6	0	2	1	3	3	14	1	18	1	9	0	10	37
4:15 PM	2	4	1	7	0	2	0	2	3	12	0	15	0	11	0	11	35
4:30 PM	2	2	1	5	0	2	0	2	2	8	2	12	0	13	0	13	32
4:45 PM	2	1	2	5	0	1	0	1	1	8	3	12	0	11	0	11	29
5:00 PM	1	0	2	3	0	1	0	1	0	8	3	11	2	6	0	8	23

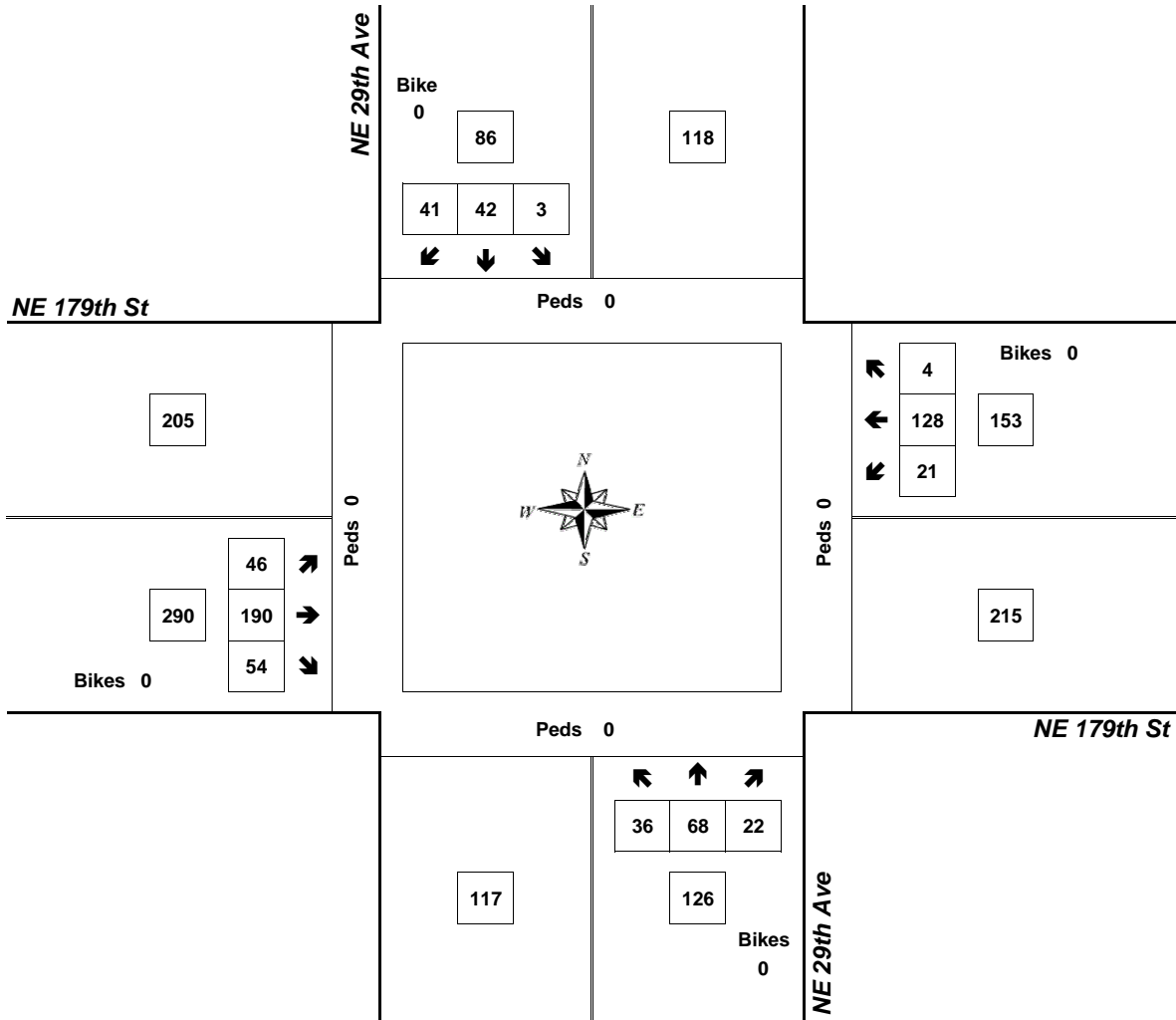
# Peak Hour Summary



Clay Carney  
(503) 833-2740

## NE 29th Ave & NE 179th St

5:00 PM to 6:00 PM  
Thursday, March 02, 2006



Approach	PHF	HV%	Volume
EB	0.78	3.8%	290
WB	0.78	5.2%	153
NB	0.88	2.4%	126
SB	0.72	1.2%	86
<b>Intersection</b>	<b>0.87</b>	<b>3.5%</b>	<b>655</b>

Count Period: 4:00 PM to 6:00 PM