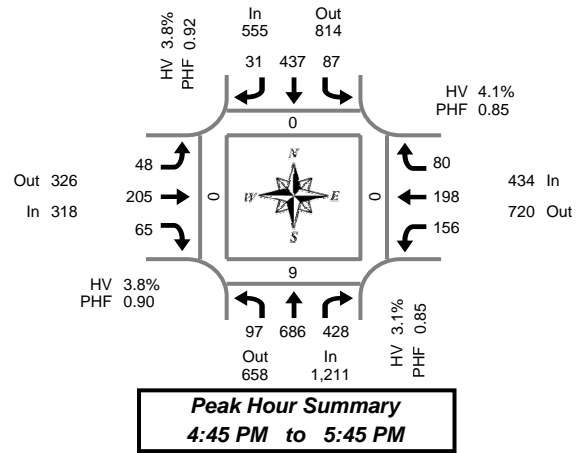


Total Vehicle Summary



Clay Carney
(503) 833-2740



NE 72nd Ave & NE 119th St

Thursday, June 07, 2007
4:00 PM to 6:00 PM

15-Minute Interval Summary 4:00 PM to 6:00 PM

Interval Start Time	Northbound NE 72nd Ave				Southbound NE 72nd Ave				Eastbound NE 119th St				Westbound NE 119th St				Interval Total	Pedestrians Crosswalk			
	L	T	R	Bikes	L	T	R	Bikes	L	T	R	Bikes	L	T	R	Bikes		North	South	East	West
4:00 PM	22	167	58	0	10	96	14	0	11	41	13	0	50	35	16	0	533	0	0	0	0
4:15 PM	13	192	72	0	20	87	10	0	9	34	19	0	45	38	18	0	557	1	1	0	0
4:30 PM	26	160	97	0	18	113	17	0	8	30	14	0	42	42	18	0	585	0	0	0	0
4:45 PM	22	158	90	0	21	117	13	0	13	51	20	0	46	47	16	0	614	0	0	0	0
5:00 PM	19	168	105	0	17	95	7	0	15	46	10	0	46	62	20	0	610	0	0	0	0
5:15 PM	27	183	147	0	21	116	4	0	11	58	19	0	35	58	22	0	701	0	9	0	0
5:30 PM	29	177	86	0	28	109	7	0	9	50	16	0	29	31	22	0	593	0	0	0	0
5:45 PM	28	184	92	0	13	100	5	0	5	52	7	0	39	35	9	0	569	0	0	0	0
Total Survey	186	1,389	747	0	148	833	77	0	81	362	118	0	332	348	141	0	4,762	1	10	0	0

Peak Hour Summary 4:45 PM to 5:45 PM

By Approach	Northbound NE 72nd Ave				Southbound NE 72nd Ave				Eastbound NE 119th St				Westbound NE 119th St				Total	Pedestrians Crosswalk			
	In	Out	Total	Bikes	In	Out	Total	Bikes	In	Out	Total	Bikes	In	Out	Total	Bikes		North	South	East	West
Volume	1,211	658	1,869	0	555	814	1,369	0	318	326	644	0	434	720	1,154	0	2,518	0	9	0	0
%HV	3.1%				3.8%				3.8%				4.1%				3.5%				
PHF	0.85				0.92				0.90				0.85				0.90				

By Movement	Northbound NE 72nd Ave				Southbound NE 72nd Ave				Eastbound NE 119th St				Westbound NE 119th St				Total
	L	T	R	Total	L	T	R	Total	L	T	R	Total	L	T	R	Total	
Volume	97	686	428	1,211	87	437	31	555	48	205	65	318	156	198	80	434	2,518
%HV	3.1%	3.9%	1.6%	3.1%	3.4%	4.1%	0.0%	3.8%	4.2%	3.4%	4.6%	3.8%	4.5%	4.5%	2.5%	4.1%	3.5%
PHF	0.84	0.94	0.73	0.85	0.78	0.93	0.60	0.92	0.80	0.88	0.81	0.90	0.85	0.80	0.91	0.85	0.90

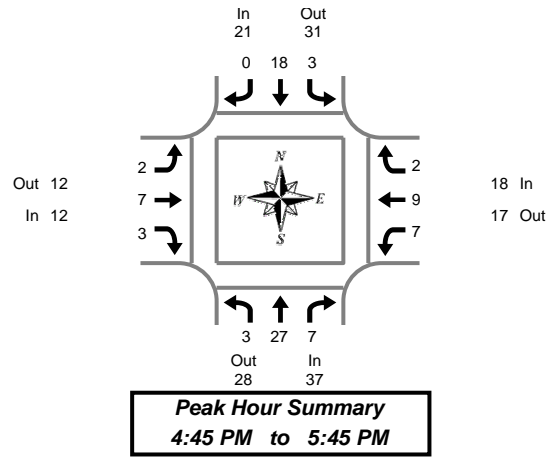
Rolling Hour Summary 4:00 PM to 6:00 PM

Interval Start Time	Northbound NE 72nd Ave				Southbound NE 72nd Ave				Eastbound NE 119th St				Westbound NE 119th St				Interval Total	Pedestrians Crosswalk			
	L	T	R	Bikes	L	T	R	Bikes	L	T	R	Bikes	L	T	R	Bikes		North	South	East	West
4:00 PM	83	677	317	0	69	413	54	0	41	156	66	0	183	162	68	0	2,289	1	1	0	0
4:15 PM	80	678	364	0	76	412	47	0	45	161	63	0	179	189	72	0	2,366	1	1	0	0
4:30 PM	94	669	439	0	77	441	41	0	47	185	63	0	169	209	76	0	2,510	0	9	0	0
4:45 PM	97	686	428	0	87	437	31	0	48	205	65	0	156	198	80	0	2,518	0	9	0	0
5:00 PM	103	712	430	0	79	420	23	0	40	206	52	0	149	186	73	0	2,473	0	9	0	0

Heavy Vehicle Summary



Clay Carney
(503) 833-2740



NE 72nd Ave & NE 119th St

Thursday, June 07, 2007

4:00 PM to 6:00 PM

Heavy Vehicle 15-Minute Interval Summary

4:00 PM to 6:00 PM

Interval Start Time	Northbound NE 72nd Ave				Southbound NE 72nd Ave				Eastbound NE 119th St				Westbound NE 119th St				Interval Total
	L	T	R	Total	L	T	R	Total	L	T	R	Total	L	T	R	Total	
4:00 PM	1	4	3	8	0	6	0	6	0	2	0	2	3	2	0	5	21
4:15 PM	1	12	5	18	0	4	0	4	0	2	0	2	3	1	1	5	29
4:30 PM	3	6	4	13	3	7	0	10	0	1	0	1	5	4	1	10	34
4:45 PM	1	9	2	12	1	10	0	11	1	2	2	5	0	4	1	5	33
5:00 PM	1	6	0	7	0	3	0	3	0	2	0	2	4	2	0	6	18
5:15 PM	0	8	4	12	2	3	0	5	0	1	1	2	1	3	0	4	23
5:30 PM	1	4	1	6	0	2	0	2	1	2	0	3	2	0	1	3	14
5:45 PM	1	5	2	8	2	3	0	5	0	0	1	1	0	2	1	3	17
Total Survey	9	54	21	84	8	38	0	46	2	12	4	18	18	18	5	41	189

Heavy Vehicle Peak Hour Summary

4:45 PM to 5:45 PM

By Approach	Northbound NE 72nd Ave			Southbound NE 72nd Ave			Eastbound NE 119th St			Westbound NE 119th St			Total
	In	Out	Total	In	Out	Total	In	Out	Total	In	Out	Total	
Volume	37	28	65	21	31	52	12	12	24	18	17	35	88
PHF	0.22			0.21			0.33			0.21			0.23

By Movement	Northbound NE 72nd Ave				Southbound NE 72nd Ave				Eastbound NE 119th St				Westbound NE 119th St				Total
	L	T	R	Total	L	T	R	Total	L	T	R	Total	L	T	R	Total	
Volume	3	27	7	37	3	18	0	21	2	7	3	12	7	9	2	18	88
PHF	0.15	0.25	0.15	0.22	0.19	0.21	0.00	0.21	0.50	0.35	0.25	0.33	0.16	0.23	0.17	0.21	0.23

Heavy Vehicle Rolling Hour Summary

4:00 PM to 6:00 PM

Interval Start Time	Northbound NE 72nd Ave				Southbound NE 72nd Ave				Eastbound NE 119th St				Westbound NE 119th St				Interval Total
	L	T	R	Total	L	T	R	Total	L	T	R	Total	L	T	R	Total	
4:00 PM	6	31	14	51	4	27	0	31	1	7	2	10	11	11	3	25	117
4:15 PM	6	33	11	50	4	24	0	28	1	7	2	10	12	11	3	26	114
4:30 PM	5	29	10	44	6	23	0	29	1	6	3	10	10	13	2	25	108
4:45 PM	3	27	7	37	3	18	0	21	2	7	3	12	7	9	2	18	88
5:00 PM	3	23	7	33	4	11	0	15	1	5	2	8	7	7	2	16	72

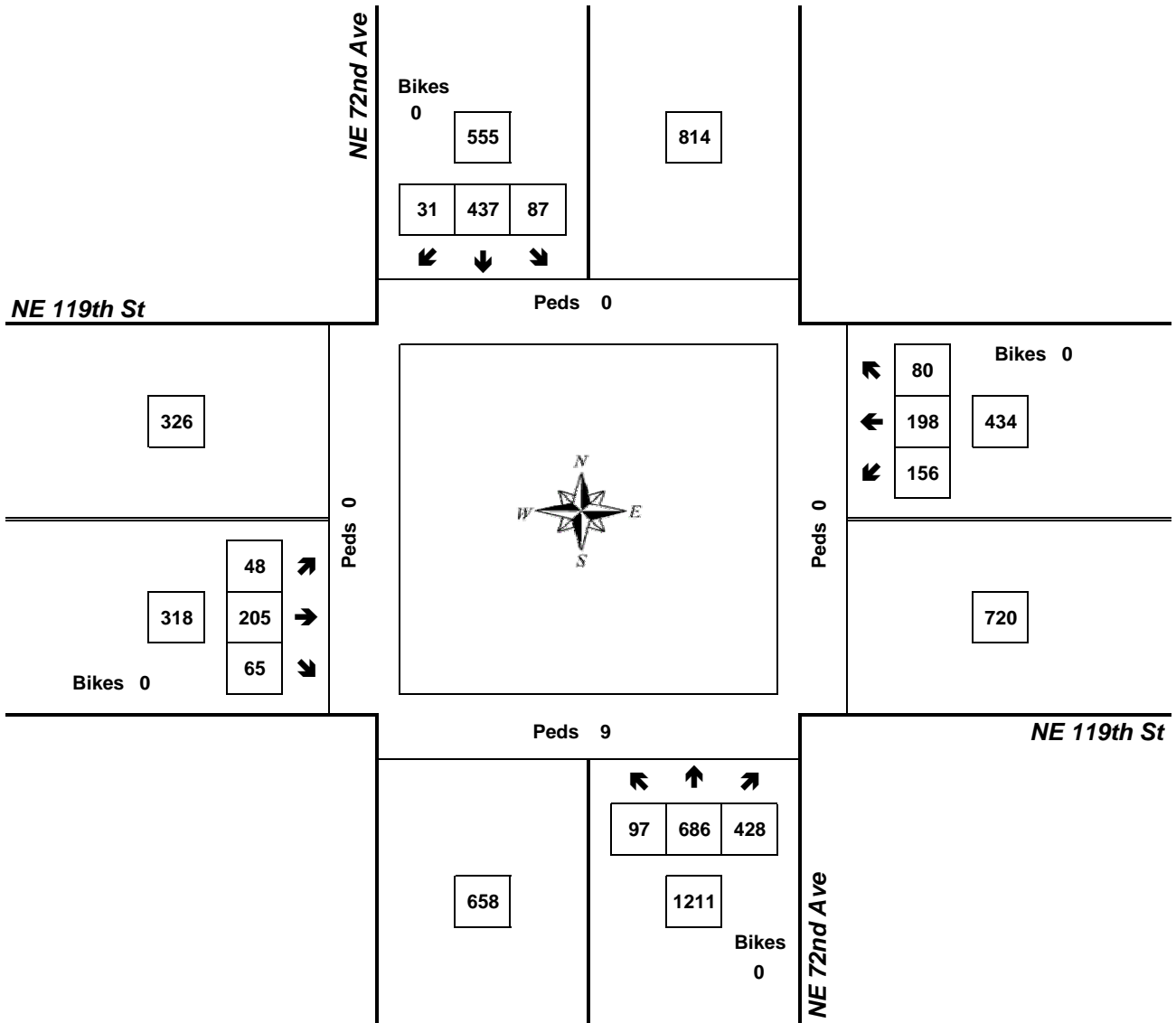
Peak Hour Summary



Clay Carney
(503) 833-2740

NE 72nd Ave & NE 119th St

4:45 PM to 5:45 PM
Thursday, June 07, 2007



Approach	PHF	HV%	Volume
EB	0.90	3.8%	318
WB	0.85	4.1%	434
NB	0.85	3.1%	1,211
SB	0.92	3.8%	555
Intersection	0.90	3.5%	2,518

Count Period: 4:00 PM to 6:00 PM