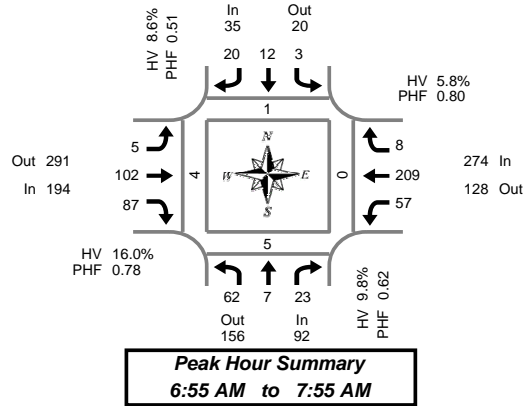


# Total Vehicle Summary



Clay Carney  
(503) 833-2740



## NE 130th Ave & NE 99th St

Thursday, May 08, 2008  
6:30 AM to 8:30 AM

### 5-Minute Interval Summary 6:30 AM to 8:30 AM

Interval Start Time	Northbound NE 130th Ave				Southbound NE 130th Ave				Eastbound NE 99th St				Westbound NE 99th St				Interval Total	Pedestrians Crosswalk				
	L	T	R	Bikes	L	T	R	Bikes	L	T	R	Bikes	L	T	R	Bikes		North	South	East	West	
6:30 AM	5	0	0	0	0	1	0	0	0	1	2	0	0	11	0	0	0	0	0	0	0	
6:35 AM	3	0	0	0	0	0	1	0	0	0	3	3	0	1	9	0	0	0	1	0	0	
6:40 AM	7	0	1	0	0	0	0	0	0	1	2	0	0	11	2	0	0	0	0	0	0	
6:45 AM	0	0	0	0	0	0	1	0	0	0	11	2	0	1	7	0	0	0	1	0	0	
6:50 AM	4	0	0	0	1	1	1	0	0	5	5	0	3	6	0	0	0	0	0	0	0	
6:55 AM	5	0	1	0	0	0	1	0	1	4	6	0	6	16	1	0	0	0	1	0	4	
7:00 AM	1	0	2	0	0	2	3	0	0	14	9	0	2	23	1	0	0	0	0	0	0	
7:05 AM	2	1	0	0	0	0	1	0	1	5	12	0	6	16	2	0	0	0	0	0	0	
7:10 AM	7	1	3	0	0	2	2	0	0	8	10	0	9	18	0	0	0	0	0	0	0	
7:15 AM	4	1	4	0	0	0	0	0	0	11	13	0	10	19	1	0	0	0	3	0	0	
7:20 AM	12	1	4	0	0	2	2	0	1	8	11	0	10	19	0	0	0	0	1	0	0	
7:25 AM	7	1	1	0	0	0	1	1	0	8	6	0	10	14	2	0	0	0	0	0	0	
7:30 AM	7	0	3	0	0	0	0	0	0	6	5	0	0	16	0	0	0	0	0	0	0	
7:35 AM	6	1	1	0	0	3	1	0	0	13	3	0	0	20	0	0	0	1	0	0	0	
7:40 AM	8	1	2	0	2	2	3	0	1	9	5	0	3	18	1	0	0	0	0	0	0	
7:45 AM	2	0	1	0	1	0	5	0	0	9	7	0	0	10	0	0	0	0	0	0	0	
7:50 AM	1	0	1	0	0	1	1	0	1	7	0	0	1	20	0	0	0	0	0	0	0	
7:55 AM	5	1	1	0	0	1	2	0	2	5	3	0	0	17	0	0	0	0	0	0	0	
8:00 AM	4	0	1	0	0	1	0	0	1	3	2	0	1	26	0	0	0	0	0	0	0	
8:05 AM	1	1	0	0	1	0	1	0	1	3	2	0	1	17	0	0	0	0	0	0	0	
8:10 AM	4	0	0	0	0	1	0	0	0	8	4	0	3	15	2	0	0	0	0	0	0	
8:15 AM	2	1	0	0	0	1	3	0	0	6	2	0	1	16	0	0	0	0	1	0	0	
8:20 AM	1	0	0	0	0	1	1	0	1	3	2	0	1	24	0	0	0	0	0	0	0	
8:25 AM	3	1	2	0	0	0	1	0	1	11	5	0	3	10	1	0	0	0	0	0	0	
Total Survey	101	11	28	0	5	19	31	1	11	162	121	0	72	378	13	0	0	0	2	7	0	4

### 15-Minute Interval Summary 6:30 AM to 8:30 AM

Interval Start Time	Northbound NE 130th Ave				Southbound NE 130th Ave				Eastbound NE 99th St				Westbound NE 99th St				Interval Total	Pedestrians Crosswalk				
	L	T	R	Bikes	L	T	R	Bikes	L	T	R	Bikes	L	T	R	Bikes		North	South	East	West	
6:30 AM	15	0	1	0	0	1	1	0	0	5	7	0	1	31	2	0	0	0	0	1	0	0
6:45 AM	9	0	1	0	1	1	3	0	1	20	13	0	10	29	1	0	0	0	1	1	0	4
7:00 AM	10	2	5	0	0	4	6	0	1	27	31	0	17	57	3	0	0	0	0	0	0	0
7:15 AM	23	3	9	0	0	2	3	1	1	27	30	0	30	52	3	0	0	0	0	4	0	0
7:30 AM	21	2	6	0	2	5	4	0	1	28	13	0	3	54	1	0	0	0	1	0	0	0
7:45 AM	8	1	3	0	1	2	8	0	3	21	10	0	1	47	0	0	0	0	0	0	0	0
8:00 AM	9	1	1	0	1	2	1	0	2	14	8	0	5	58	2	0	0	0	0	0	0	0
8:15 AM	6	2	2	0	0	2	5	0	2	20	9	0	5	50	1	0	0	0	0	1	0	0
Total Survey	101	11	28	0	5	19	31	1	11	162	121	0	72	378	13	0	0	0	2	7	0	4

### Peak Hour Summary 6:55 AM to 7:55 AM

By Approach	Northbound NE 130th Ave				Southbound NE 130th Ave				Eastbound NE 99th St				Westbound NE 99th St				Total	Pedestrians Crosswalk				
	In	Out	Total	Bikes	In	Out	Total	Bikes	In	Out	Total	Bikes	In	Out	Total	Bikes		North	South	East	West	
Volume	92	156	248	0	35	20	55	1	194	291	485	0	274	128	402	0	0	0	0	0	0	0
%HV	9.8%				8.6%				16.0%				5.8%				9.9%					
PHF	0.62				0.51				0.78				0.80				0.77					

By Movement	Northbound NE 130th Ave				Southbound NE 130th Ave				Eastbound NE 99th St				Westbound NE 99th St				Total
	L	T	R	Total	L	T	R	Total	L	T	R	Total	L	T	R	Total	
Volume	62	7	23	92	3	12	20	35	5	102	87	194	57	209	8	274	595
%HV	11.3%	0.0%	8.7%	9.8%	0.0%	8.3%	10.0%	8.6%	40.0%	17.6%	12.6%	16.0%	0.0%	6.2%	37.5%	5.8%	9.9%
PHF	0.60	0.58	0.52	0.62	0.25	0.60	0.56	0.51	0.63	0.82	0.62	0.78	0.48	0.92	0.50	0.80	0.77

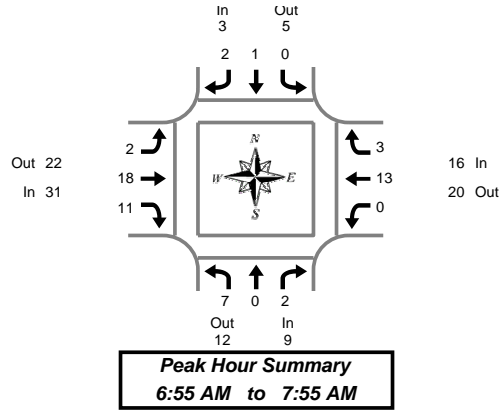
### Rolling Hour Summary 6:30 AM to 8:30 AM

Interval Start Time	Northbound NE 130th Ave				Southbound NE 130th Ave				Eastbound NE 99th St				Westbound NE 99th St				Interval Total	Pedestrians Crosswalk				
	L	T	R	Bikes	L	T	R	Bikes	L	T	R	Bikes	L	T	R	Bikes		North	South	East	West	
6:30 AM	57	5	16	0	1	8	13	1	3	79	81	0	58	169	9	0	0	0	1	6	0	4
6:45 AM	63	7	21	0	3	12	16	1	4	102	87	0	60	192	8	0	0	0	2	5	0	4
7:00 AM	62	8	23	0	3	13	21	1	6	103	84	0	51	210	7	0	0	0	1	4	0	4
7:15 AM	61	7	19	0	4	11	16	1	7	90	61	0	39	211	6	0	0	0	1	4	0	0
7:30 AM	44	6	12	0	4	11	18	0	8	83	40	0	14	209	4	0	0	0	1	1	0	0

# Heavy Vehicle Summary



Clay Carney  
(503) 833-2740



## NE 130th Ave & NE 99th St

Thursday, May 08, 2008

6:30 AM to 8:30 AM

### Heavy Vehicle 5-Minute Interval Summary

6:30 AM to 8:30 AM

Interval Start Time	Northbound NE 130th Ave				Southbound NE 130th Ave				Eastbound NE 99th St				Westbound NE 99th St				Interval Total	
	L	T	R	Total	L	T	R	Total	L	T	R	Total	L	T	R	Total		
6:30 AM	0	0	0	0	0	0	0	0	0	0	0	0	0	0	0	0	0	0
6:35 AM	0	0	0	0	0	0	0	0	0	0	1	0	1	0	0	0	0	1
6:40 AM	0	0	0	0	0	0	0	0	0	0	0	0	0	0	1	0	0	1
6:45 AM	0	0	0	0	0	0	0	0	0	0	1	0	1	0	0	0	0	1
6:50 AM	0	0	0	0	0	0	0	0	0	0	1	0	1	0	0	0	0	1
6:55 AM	1	0	0	1	0	0	0	0	0	0	0	0	0	0	0	0	0	1
7:00 AM	0	0	0	0	0	0	0	0	0	0	1	0	1	0	1	1	2	3
7:05 AM	0	0	0	0	0	0	0	0	0	0	1	1	1	0	3	2	5	6
7:10 AM	0	0	1	1	0	0	1	1	1	0	1	1	2	0	1	0	1	5
7:15 AM	0	0	0	0	0	0	0	0	0	0	1	3	4	0	1	0	1	5
7:20 AM	0	0	0	0	0	0	0	0	0	1	2	2	5	0	2	0	2	7
7:25 AM	1	0	1	2	0	0	1	1	1	0	2	1	3	0	1	0	1	7
7:30 AM	1	0	0	1	0	0	0	0	0	0	1	1	2	0	1	0	1	4
7:35 AM	3	0	0	3	0	0	0	0	0	0	4	0	4	0	2	0	2	9
7:40 AM	1	0	0	1	0	1	0	1	1	0	2	1	3	0	0	0	0	5
7:45 AM	0	0	0	0	0	0	0	0	0	0	1	1	2	0	0	0	0	2
7:50 AM	0	0	0	0	0	0	0	0	0	1	3	0	4	0	1	0	1	5
7:55 AM	1	0	0	1	0	0	2	2	2	0	1	0	1	0	0	0	0	4
8:00 AM	0	0	0	0	0	0	0	0	0	1	1	0	2	0	2	0	2	4
8:05 AM	0	0	0	0	0	0	0	0	0	0	1	0	1	1	2	0	3	4
8:10 AM	0	0	0	0	0	0	0	0	0	0	1	0	1	0	0	0	0	1
8:15 AM	0	0	0	0	0	0	0	0	0	0	0	0	0	0	0	0	0	0
8:20 AM	0	0	0	0	0	0	0	0	0	0	0	0	0	0	1	0	1	1
8:25 AM	1	0	0	1	0	0	0	0	0	0	2	1	3	0	0	0	0	4
Total Survey	9	0	2	11	0	1	4	5	3	27	12	42	1	19	3	23	81	

### Heavy Vehicle 15-Minute Interval Summary

6:30 AM to 8:30 AM

Interval Start Time	Northbound NE 130th Ave				Southbound NE 130th Ave				Eastbound NE 99th St				Westbound NE 99th St				Interval Total	
	L	T	R	Total	L	T	R	Total	L	T	R	Total	L	T	R	Total		
6:30 AM	0	0	0	0	0	0	0	0	0	0	1	0	1	0	1	0	1	2
6:45 AM	1	0	0	1	0	0	0	0	0	0	2	0	2	0	0	0	0	3
7:00 AM	0	0	1	1	0	0	1	1	1	0	2	2	4	0	5	3	8	14
7:15 AM	1	0	1	2	0	0	1	1	1	1	5	6	12	0	4	0	4	19
7:30 AM	5	0	0	5	0	1	0	1	1	0	7	2	9	0	3	0	3	18
7:45 AM	1	0	0	1	0	0	2	2	2	1	5	1	7	0	1	0	1	11
8:00 AM	0	0	0	0	0	0	0	0	0	1	3	0	4	1	4	0	5	9
8:15 AM	1	0	0	1	0	0	0	0	0	0	2	1	3	0	1	0	1	5
Total Survey	9	0	2	11	0	1	4	5	3	27	12	42	1	19	3	23	81	

### Heavy Vehicle Peak Hour Summary

6:55 AM to 7:55 AM

By Approach	Northbound NE 130th Ave			Southbound NE 130th Ave			Eastbound NE 99th St			Westbound NE 99th St			Total
	In	Out	Total	In	Out	Total	In	Out	Total	In	Out	Total	
Volume	9	12	21	3	5	8	31	22	53	16	20	36	59
PHF	0.38			0.75			0.65			0.50			0.74

By Movement	Northbound NE 130th Ave				Southbound NE 130th Ave				Eastbound NE 99th St				Westbound NE 99th St				Total
	L	T	R	Total	L	T	R	Total	L	T	R	Total	L	T	R	Total	
Volume	7	0	2	9	0	1	2	3	2	18	11	31	0	13	3	16	59
PHF	0.35	0.00	0.50	0.38	0.00	0.25	0.50	0.75	0.50	0.64	0.46	0.65	0.00	0.65	0.25	0.50	0.74

### Heavy Vehicle Rolling Hour Summary

6:30 AM to 8:30 AM

Interval Start Time	Northbound NE 130th Ave				Southbound NE 130th Ave				Eastbound NE 99th St				Westbound NE 99th St				Interval Total
	L	T	R	Total	L	T	R	Total	L	T	R	Total	L	T	R	Total	
6:30 AM	2	0	2	4	0	0	2	2	1	10	8	19	0	10	3	13	38
6:45 AM	7	0	2	9	0	1	2	3	1	16	10	27	0	12	3	15	54
7:00 AM	7	0	2	9	0	1	4	5	2	19	11	32	0	13	3	16	62
7:15 AM	7	0	1	8	0	1	3	4	3	20	9	32	1	12	0	13	57
7:30 AM	7	0	0	7	0	1	2	3	2	17	4	23	1	9	0	10	43

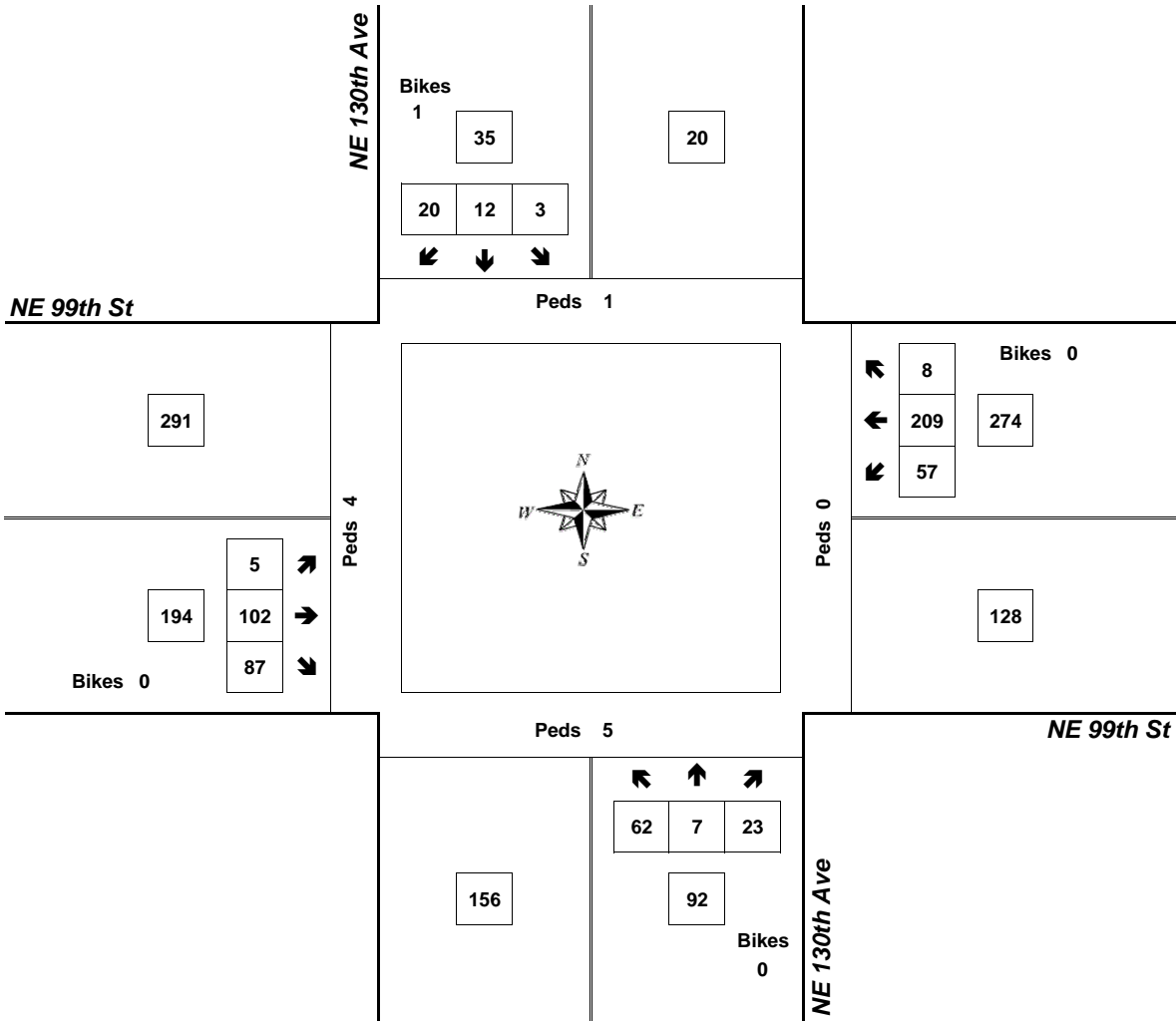
# Peak Hour Summary



Clay Carney  
(503) 833-2740

## NE 130th Ave & NE 99th St

6:55 AM to 7:55 AM  
Thursday, May 08, 2008



Approach	PHF	HV%	Volume
EB	0.78	16.0%	194
WB	0.80	5.8%	274
NB	0.62	9.8%	92
SB	0.51	8.6%	35
<b>Intersection</b>	<b>0.77</b>	<b>9.9%</b>	<b>595</b>

Count Period: 6:30 AM to 8:30 AM