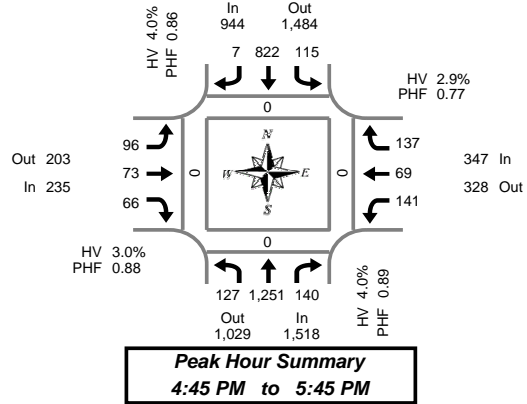


# Total Vehicle Summary



Clay Carney  
(503) 833-2740



## NE 117th Ave & NE 99th St

Thursday, June 07, 2007

4:00 PM to 6:00 PM

### 5-Minute Interval Summary

4:00 PM to 6:00 PM

Interval Start Time	Northbound NE 117th Ave				Southbound NE 117th Ave				Eastbound NE 99th St				Westbound NE 99th St				Interval Total	Pedestrians Crosswalk			
	L	T	R	Bikes	L	T	R	Bikes	L	T	R	Bikes	L	T	R	Bikes		North	South	East	West
4:00 PM	7	77	14	0	9	57	2	0	6	4	1	0	16	2	10	0	205	0	0	0	0
4:05 PM	15	86	11	0	5	70	1	0	10	3	6	0	9	9	18	0	243	0	2	0	0
4:10 PM	14	82	9	0	7	61	2	0	1	0	6	0	13	5	6	0	206	0	0	0	0
4:15 PM	4	92	5	0	12	58	4	0	6	4	8	0	12	5	10	0	220	0	1	0	0
4:20 PM	12	100	15	0	7	65	5	0	6	6	1	0	15	4	10	0	246	0	0	0	0
4:25 PM	5	86	8	0	7	70	1	0	3	8	6	0	8	9	7	0	218	0	3	0	0
4:30 PM	17	108	10	0	13	56	0	0	2	4	6	0	13	8	14	0	251	0	0	0	0
4:35 PM	13	69	8	0	8	83	1	0	6	7	7	0	11	4	12	0	229	0	0	0	0
4:40 PM	12	110	14	0	8	63	1	0	11	5	2	0	10	4	12	0	252	0	0	0	0
4:45 PM	8	102	8	0	12	66	3	0	7	7	5	0	7	6	8	0	239	0	0	0	0
4:50 PM	13	100	14	0	10	70	0	0	13	6	3	0	9	0	12	0	250	0	0	0	0
4:55 PM	5	108	15	0	8	43	1	0	8	7	3	0	9	5	8	0	220	0	0	0	0
5:00 PM	8	97	11	0	8	67	1	0	9	8	5	0	12	8	9	0	243	0	0	0	0
5:05 PM	6	110	14	0	14	63	0	0	6	6	4	0	20	10	13	0	266	0	0	0	0
5:10 PM	14	92	9	0	10	67	0	0	11	6	12	0	18	6	11	0	256	0	0	0	0
5:15 PM	13	96	8	0	14	94	0	0	8	5	5	0	21	5	9	0	278	0	0	0	0
5:20 PM	8	122	11	0	10	79	0	0	4	4	3	0	12	5	15	0	273	0	0	0	0
5:25 PM	19	90	22	0	6	64	1	0	6	9	6	0	5	9	12	0	249	0	0	0	0
5:30 PM	10	132	12	0	11	59	1	0	6	2	6	0	6	8	6	0	259	0	0	0	0
5:35 PM	10	97	6	0	6	67	0	0	9	4	6	0	8	5	20	0	238	0	0	0	0
5:40 PM	13	105	10	0	6	83	0	0	9	9	8	0	14	2	14	0	273	0	0	0	0
5:45 PM	12	117	11	0	7	45	1	0	6	3	10	0	9	7	11	0	239	0	0	0	0
5:50 PM	12	118	12	0	2	54	1	0	4	8	5	0	13	6	14	0	249	0	0	0	0
5:55 PM	8	91	8	0	13	50	1	0	6	6	6	0	7	10	7	0	213	0	0	0	0
Total Survey	258	2,387	265	0	213	1,554	27	0	163	131	130	0	277	142	268	0	5,815	0	6	0	0

### 15-Minute Interval Summary

4:00 PM to 6:00 PM

Interval Start Time	Northbound NE 117th Ave				Southbound NE 117th Ave				Eastbound NE 99th St				Westbound NE 99th St				Interval Total	Pedestrians Crosswalk			
	L	T	R	Bikes	L	T	R	Bikes	L	T	R	Bikes	L	T	R	Bikes		North	South	East	West
4:00 PM	36	245	34	0	21	188	5	0	17	7	13	0	38	16	34	0	654	0	2	0	0
4:15 PM	21	278	28	0	26	193	10	0	15	18	15	0	35	18	27	0	684	0	4	0	0
4:30 PM	42	287	32	0	29	202	2	0	19	16	15	0	34	16	38	0	732	0	0	0	0
4:45 PM	26	310	37	0	30	179	4	0	28	20	11	0	25	11	28	0	709	0	0	0	0
5:00 PM	28	299	34	0	32	197	1	0	26	20	21	0	50	24	33	0	765	0	0	0	0
5:15 PM	40	308	41	0	30	237	1	0	18	18	14	0	38	19	36	0	800	0	0	0	0
5:30 PM	33	334	28	0	23	209	1	0	24	15	20	0	28	15	40	0	770	0	0	0	0
5:45 PM	32	326	31	0	22	149	3	0	16	17	21	0	29	23	32	0	701	0	0	0	0
Total Survey	258	2,387	265	0	213	1,554	27	0	163	131	130	0	277	142	268	0	5,815	0	6	0	0

### Peak Hour Summary

4:45 PM to 5:45 PM

By Approach	Northbound NE 117th Ave				Southbound NE 117th Ave				Eastbound NE 99th St				Westbound NE 99th St				Total	Pedestrians Crosswalk			
	In	Out	Total	Bikes	In	Out	Total	Bikes	In	Out	Total	Bikes	In	Out	Total	Bikes		North	South	East	West
Volume	1,518	1,029	2,547	0	944	1,484	2,428	0	235	203	438	0	347	328	675	0	3,044	0	0	0	0
%HV	4.0%				4.0%				3.0%				2.9%				3.8%				
PHF	0.89				0.86				0.88				0.77				0.94				

By Movement	Northbound NE 117th Ave				Southbound NE 117th Ave				Eastbound NE 99th St				Westbound NE 99th St				Total
	L	T	R	Total	L	T	R	Total	L	T	R	Total	L	T	R	Total	
Volume	127	1,251	140	1,518	115	822	7	944	96	73	66	235	141	69	137	347	3,044
%HV	1.6%	4.0%	6.4%	4.0%	5.2%	3.9%	0.0%	4.0%	1.0%	5.5%	3.0%	3.0%	5.0%	1.4%	1.5%	2.9%	3.8%
PHF	0.79	0.91	0.78	0.89	0.76	0.86	0.44	0.86	0.80	0.87	0.79	0.88	0.60	0.72	0.86	0.77	0.94

### Rolling Hour Summary

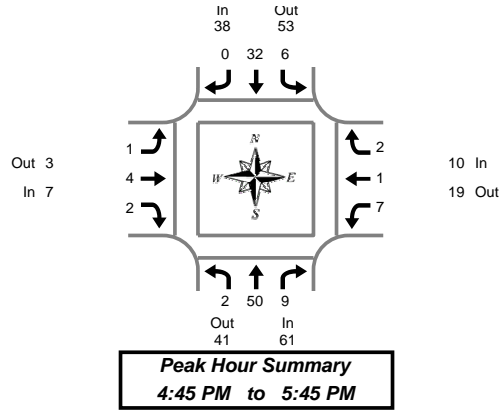
4:00 PM to 6:00 PM

Interval Start Time	Northbound NE 117th Ave				Southbound NE 117th Ave				Eastbound NE 99th St				Westbound NE 99th St				Interval Total	Pedestrians Crosswalk			
	L	T	R	Bikes	L	T	R	Bikes	L	T	R	Bikes	L	T	R	Bikes		North	South	East	West
4:00 PM	125	1,120	131	0	106	762	21	0	79	61	54	0	132	61	127	0	2,779	0	6	0	0
4:15 PM	117	1,174	131	0	117	771	17	0	88	74	62	0	144	69	126	0	2,890	0	4	0	0
4:30 PM	136	1,204	144	0	121	815	8	0	91	74	61	0	147	70	135	0	3,006	0	0	0	0
4:45 PM	127	1,251	140	0	115	822	7	0	96	73	66	0	141	69	137	0	3,044	0	0	0	0
5:00 PM	133	1,267	134	0	107	792	6	0	84	70	76	0	145	81	141	0	3,036	0	0	0	0

# Heavy Vehicle Summary



Clay Carney  
(503) 833-2740



## NE 117th Ave & NE 99th St

Thursday, June 07, 2007

4:00 PM to 6:00 PM

### Heavy Vehicle 5-Minute Interval Summary

4:00 PM to 6:00 PM

Interval Start Time	Northbound NE 117th Ave				Southbound NE 117th Ave				Eastbound NE 99th St				Westbound NE 99th St				Interval Total
	L	T	R	Total	L	T	R	Total	L	T	R	Total	L	T	R	Total	
4:00 PM	0	5	2	7	0	5	0	5	0	1	0	1	0	0	0	0	13
4:05 PM	2	2	1	5	0	7	0	7	0	0	1	1	0	1	0	1	14
4:10 PM	1	3	2	6	0	3	0	3	0	0	0	0	0	0	2	2	11
4:15 PM	0	6	0	6	0	6	0	6	0	0	0	0	0	0	0	0	12
4:20 PM	0	3	0	3	0	2	0	2	0	0	0	0	0	0	1	1	6
4:25 PM	0	8	0	8	0	6	0	6	0	0	0	0	0	0	0	0	14
4:30 PM	0	6	0	6	0	4	0	4	0	0	1	1	0	0	0	0	11
4:35 PM	0	4	1	5	0	8	0	8	0	0	0	0	0	0	0	0	13
4:40 PM	0	5	3	8	1	3	0	4	0	0	1	1	1	0	0	1	14
4:45 PM	0	7	2	9	0	2	0	2	0	1	0	1	2	0	1	3	15
4:50 PM	1	5	1	7	0	3	0	3	1	0	0	1	0	0	0	0	11
4:55 PM	0	5	2	7	1	3	0	4	0	0	0	0	0	0	0	0	11
5:00 PM	0	3	0	3	1	5	0	6	0	0	0	0	1	0	0	1	10
5:05 PM	0	5	1	6	2	3	0	5	0	0	0	0	2	0	0	2	13
5:10 PM	0	3	0	3	0	4	0	4	0	1	1	2	0	0	0	0	9
5:15 PM	0	4	0	4	0	5	0	5	0	0	0	0	1	0	0	1	10
5:20 PM	0	3	1	4	0	1	0	1	0	1	0	1	0	1	1	2	8
5:25 PM	0	4	1	5	0	1	0	1	0	0	0	0	0	0	0	0	6
5:30 PM	0	7	1	8	1	3	0	4	0	0	0	0	1	0	0	1	13
5:35 PM	0	3	0	3	0	1	0	1	0	1	0	1	0	0	0	0	5
5:40 PM	1	1	0	2	1	1	0	2	0	0	1	1	0	0	0	0	5
5:45 PM	1	3	0	4	1	2	0	3	0	0	0	0	0	1	0	1	8
5:50 PM	0	4	0	4	0	2	0	2	0	0	0	0	0	0	0	0	6
5:55 PM	0	4	0	4	0	3	0	3	0	0	0	0	0	0	0	0	7
Total Survey	6	103	18	127	8	83	0	91	1	5	5	11	8	3	5	16	245

### Heavy Vehicle 15-Minute Interval Summary

4:00 PM to 6:00 PM

Interval Start Time	Northbound NE 117th Ave				Southbound NE 117th Ave				Eastbound NE 99th St				Westbound NE 99th St				Interval Total
	L	T	R	Total	L	T	R	Total	L	T	R	Total	L	T	R	Total	
4:00 PM	3	10	5	18	0	15	0	15	0	1	1	2	0	1	2	3	38
4:15 PM	0	17	0	17	0	14	0	14	0	0	0	0	0	0	1	1	32
4:30 PM	0	15	4	19	1	15	0	16	0	0	2	2	1	0	0	1	38
4:45 PM	1	17	5	23	1	8	0	9	1	1	0	2	2	0	1	3	37
5:00 PM	0	11	1	12	3	12	0	15	0	1	1	2	3	0	0	3	32
5:15 PM	0	11	2	13	0	7	0	7	0	1	0	1	1	1	1	3	24
5:30 PM	1	11	1	13	2	5	0	7	0	1	1	2	1	0	0	1	23
5:45 PM	1	11	0	12	1	7	0	8	0	0	0	0	0	1	0	1	21
Total Survey	6	103	18	127	8	83	0	91	1	5	5	11	8	3	5	16	245

### Heavy Vehicle Peak Hour Summary

4:45 PM to 5:45 PM

By Approach	Northbound NE 117th Ave			Southbound NE 117th Ave			Eastbound NE 99th St			Westbound NE 99th St			Total
	In	Out	Total	In	Out	Total	In	Out	Total	In	Out	Total	
Volume	61	41	102	38	53	91	7	3	10	10	19	29	116
PHF	0.66			0.63			0.58			0.83			0.78

By Movement	Northbound NE 117th Ave				Southbound NE 117th Ave				Eastbound NE 99th St				Westbound NE 99th St				Total
	L	T	R	Total	L	T	R	Total	L	T	R	Total	L	T	R	Total	
Volume	2	50	9	61	6	32	0	38	1	4	2	7	7	1	2	10	116
PHF	0.50	0.74	0.45	0.66	0.38	0.67	0.00	0.63	0.25	0.50	0.50	0.58	0.58	0.25	0.50	0.83	0.78

### Heavy Vehicle Rolling Hour Summary

4:00 PM to 6:00 PM

Interval Start Time	Northbound NE 117th Ave				Southbound NE 117th Ave				Eastbound NE 99th St				Westbound NE 99th St				Interval Total
	L	T	R	Total	L	T	R	Total	L	T	R	Total	L	T	R	Total	
4:00 PM	4	59	14	77	2	52	0	54	1	2	3	6	3	1	4	8	145
4:15 PM	1	60	10	71	5	49	0	54	1	2	3	6	6	0	2	8	139
4:30 PM	1	54	12	67	5	42	0	47	1	3	3	7	7	1	2	10	131
4:45 PM	2	50	9	61	6	32	0	38	1	4	2	7	7	1	2	10	116
5:00 PM	2	44	4	50	6	31	0	37	0	3	2	5	5	2	1	8	100

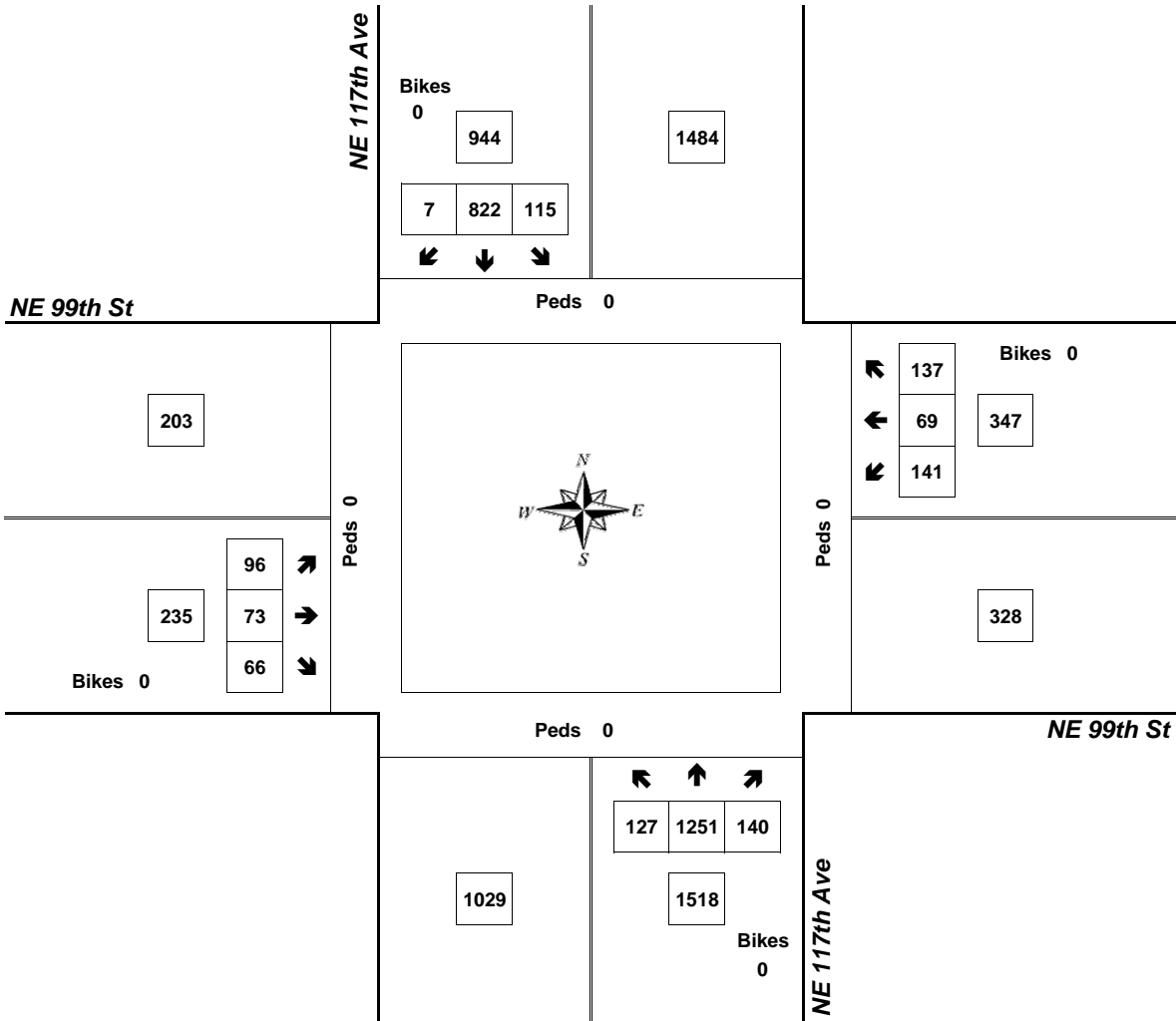
# Peak Hour Summary



Clay Carney  
(503) 833-2740

## NE 117th Ave & NE 99th St

4:45 PM to 5:45 PM  
Thursday, June 07, 2007



Approach	PHF	HV%	Volume
EB	0.88	3.0%	235
WB	0.77	2.9%	347
NB	0.89	4.0%	1,518
SB	0.86	4.0%	944
<b>Intersection</b>	<b>0.94</b>	<b>3.8%</b>	<b>3,044</b>

Count Period: 4:00 PM to 6:00 PM