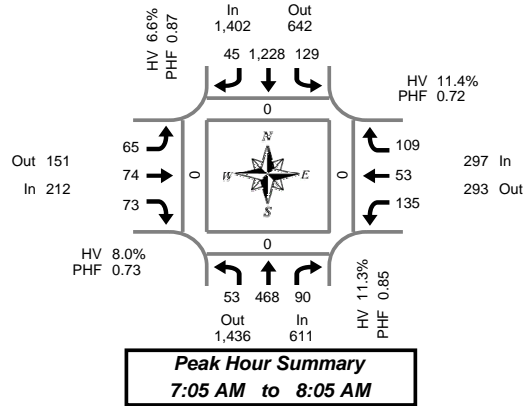


# Total Vehicle Summary



Clay Carney  
(503) 833-2740



## NE 117th Ave & NE 99th St

Thursday, June 07, 2007  
7:00 AM to 9:00 AM

### 5-Minute Interval Summary

7:00 AM to 9:00 AM

Interval Start Time	Northbound NE 117th Ave				Southbound NE 117th Ave				Eastbound NE 99th St				Westbound NE 99th St				Interval Total	Pedestrians Crosswalk			
	L	T	R	Bikes	L	T	R	Bikes	L	T	R	Bikes	L	T	R	Bikes		North	South	East	West
7:00 AM	1	27	6	0	8	67	2	0	2	7	8	0	5	3	5	0	141	0	0	0	0
7:05 AM	1	36	6	0	8	95	6	0	6	6	9	0	11	5	4	0	193	0	0	0	0
7:10 AM	6	47	7	0	7	87	3	0	6	4	5	0	7	4	9	0	192	0	0	0	0
7:15 AM	6	22	2	0	15	72	2	0	13	9	3	0	16	5	5	0	170	0	0	0	0
7:20 AM	5	48	7	0	10	126	3	0	3	6	8	0	10	8	7	0	241	0	0	0	0
7:25 AM	5	43	9	0	9	103	5	0	15	10	6	0	18	8	22	0	253	0	0	0	0
7:30 AM	5	30	2	0	10	129	7	0	5	5	6	0	3	5	13	0	220	0	0	0	0
7:35 AM	2	45	9	0	12	124	4	0	5	1	6	0	17	4	13	0	242	0	0	0	0
7:40 AM	6	45	8	0	5	91	2	0	2	6	6	0	11	3	11	0	196	0	0	0	0
7:45 AM	1	39	11	0	13	116	2	0	6	7	10	0	12	3	5	0	225	0	0	0	0
7:50 AM	6	55	8	0	8	107	3	0	1	7	7	0	6	2	4	0	214	0	0	0	0
7:55 AM	5	29	8	0	17	96	7	0	1	8	3	0	7	5	10	0	196	0	0	0	0
8:00 AM	5	29	13	0	15	82	1	0	2	5	4	0	17	1	6	0	180	0	0	0	0
8:05 AM	2	34	9	0	8	84	1	0	5	10	6	0	9	9	3	0	180	0	0	2	0
8:10 AM	2	45	3	0	5	78	5	0	2	2	11	0	12	5	7	0	177	0	0	0	0
8:15 AM	4	49	8	0	9	71	2	0	3	2	8	0	14	5	12	0	187	0	0	0	0
8:20 AM	5	44	7	0	11	62	2	0	1	5	4	0	10	5	8	0	164	0	0	0	0
8:25 AM	1	38	5	0	16	76	0	0	4	7	6	0	10	4	7	0	174	0	0	0	0
8:30 AM	5	50	7	0	14	73	2	0	3	4	2	0	13	8	8	0	189	0	0	0	0
8:35 AM	2	29	3	0	4	82	1	0	2	4	14	0	11	9	8	0	169	0	0	0	0
8:40 AM	7	39	8	0	4	71	1	0	1	2	2	0	12	2	2	0	151	0	0	0	0
8:45 AM	2	41	8	0	12	102	0	0	2	4	3	0	14	11	6	0	205	0	0	0	0
8:50 AM	5	49	7	0	6	79	0	0	4	2	9	0	3	1	5	0	170	0	0	0	0
8:55 AM	2	36	7	0	16	65	0	0	3	3	6	0	12	3	10	0	163	0	0	0	0
Total Survey	91	949	168	0	242	2,138	61	0	97	126	152	0	260	118	190	0	4,592	0	0	2	0

### 15-Minute Interval Summary

7:00 AM to 9:00 AM

Interval Start Time	Northbound NE 117th Ave				Southbound NE 117th Ave				Eastbound NE 99th St				Westbound NE 99th St				Interval Total	Pedestrians Crosswalk			
	L	T	R	Bikes	L	T	R	Bikes	L	T	R	Bikes	L	T	R	Bikes		North	South	East	West
7:00 AM	8	110	19	0	23	249	11	0	14	17	22	0	23	12	18	0	526	0	0	0	0
7:15 AM	16	113	18	0	34	301	10	0	31	25	17	0	44	21	34	0	664	0	0	0	0
7:30 AM	13	120	19	0	27	344	13	0	12	12	18	0	31	12	37	0	658	0	0	0	0
7:45 AM	12	123	27	0	38	319	12	0	8	22	20	0	25	10	19	0	635	0	0	0	0
8:00 AM	9	108	25	0	28	244	7	0	9	17	21	0	38	15	16	0	537	0	0	2	0
8:15 AM	10	131	20	0	36	209	4	0	8	14	18	0	34	14	27	0	525	0	0	0	0
8:30 AM	14	118	18	0	22	226	4	0	6	10	18	0	36	19	18	0	509	0	0	0	0
8:45 AM	9	126	22	0	34	246	0	0	9	9	18	0	29	15	21	0	538	0	0	0	0
Total Survey	91	949	168	0	242	2,138	61	0	97	126	152	0	260	118	190	0	4,592	0	0	2	0

### Peak Hour Summary

7:05 AM to 8:05 AM

By Approach	Northbound NE 117th Ave				Southbound NE 117th Ave				Eastbound NE 99th St				Westbound NE 99th St				Total	Pedestrians Crosswalk			
	In	Out	Total	Bikes	In	Out	Total	Bikes	In	Out	Total	Bikes	In	Out	Total	Bikes		North	South	East	West
Volume	611	1,436	2,047	0	1,402	642	2,044	0	212	151	363	0	297	293	590	0	2,522	0	0	0	0
%HV	11.3%				6.6%				8.0%				11.4%				8.4%				
PHF	0.85				0.87				0.73				0.72				0.88				

By Movement	Northbound NE 117th Ave				Southbound NE 117th Ave				Eastbound NE 99th St				Westbound NE 99th St				Total
	L	T	R	Total	L	T	R	Total	L	T	R	Total	L	T	R	Total	
Volume	53	468	90	611	129	1,228	45	1,402	65	74	73	212	135	53	109	297	2,522
%HV	18.9%	10.7%	10.0%	11.3%	8.5%	6.2%	11.1%	6.6%	12.3%	5.4%	6.8%	8.0%	11.1%	15.1%	10.1%	11.4%	8.4%
PHF	0.78	0.84	0.78	0.85	0.81	0.86	0.70	0.87	0.52	0.74	0.79	0.73	0.77	0.63	0.57	0.72	0.88

### Rolling Hour Summary

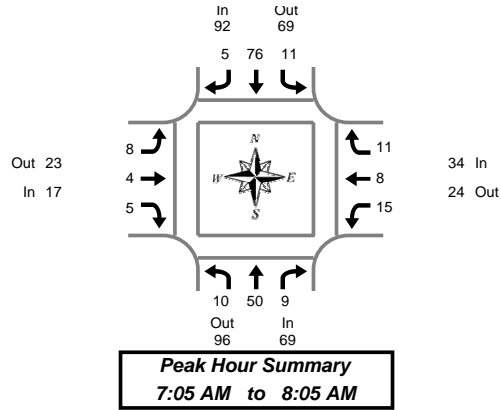
7:00 AM to 9:00 AM

Interval Start Time	Northbound NE 117th Ave				Southbound NE 117th Ave				Eastbound NE 99th St				Westbound NE 99th St				Interval Total	Pedestrians Crosswalk			
	L	T	R	Bikes	L	T	R	Bikes	L	T	R	Bikes	L	T	R	Bikes		North	South	East	West
7:00 AM	49	466	83	0	122	1,213	46	0	65	76	77	0	123	55	108	0	2,483	0	0	0	0
7:15 AM	50	464	89	0	127	1,208	42	0	60	76	76	0	138	58	106	0	2,494	0	0	2	0
7:30 AM	44	482	91	0	129	1,116	36	0	37	65	77	0	128	51	99	0	2,355	0	0	2	0
7:45 AM	45	480	90	0	124	998	27	0	31	63	77	0	133	58	80	0	2,206	0	0	2	0
8:00 AM	42	483	85	0	120	925	15	0	32	50	75	0	137	63	82	0	2,109	0	0	2	0

# Heavy Vehicle Summary



Clay Carney  
(503) 833-2740



## NE 117th Ave & NE 99th St

Thursday, June 07, 2007

7:00 AM to 9:00 AM

### Heavy Vehicle 5-Minute Interval Summary

7:00 AM to 9:00 AM

Interval Start Time	Northbound NE 117th Ave				Southbound NE 117th Ave				Eastbound NE 99th St				Westbound NE 99th St				Interval Total	
	L	T	R	Total	L	T	R	Total	L	T	R	Total	L	T	R	Total		
7:00 AM	0	4	0	4	0	4	0	4	0	0	0	0	0	0	0	0	0	8
7:05 AM	1	2	1	4	0	4	2	6	0	1	1	2	0	2	1	3	15	
7:10 AM	3	8	0	11	0	4	0	4	2	1	0	3	1	2	1	4	22	
7:15 AM	0	4	0	4	3	5	0	8	2	0	1	3	3	2	1	6	21	
7:20 AM	1	3	3	7	1	4	1	6	0	0	0	0	3	1	2	6	19	
7:25 AM	0	6	2	8	1	7	0	8	1	0	0	1	1	0	1	2	19	
7:30 AM	1	0	0	1	1	10	1	12	0	0	2	2	1	0	0	1	16	
7:35 AM	1	4	2	7	0	6	0	6	0	0	0	0	1	1	1	3	16	
7:40 AM	0	4	0	4	0	9	0	9	0	0	0	0	1	0	1	2	15	
7:45 AM	0	8	0	8	1	7	0	8	1	0	1	2	1	0	0	1	19	
7:50 AM	1	4	0	5	1	12	1	14	0	1	0	1	0	0	1	1	21	
7:55 AM	1	2	1	4	2	2	0	4	0	0	0	0	1	0	1	2	10	
8:00 AM	1	5	0	6	1	6	0	7	2	1	0	3	2	0	1	3	19	
8:05 AM	1	8	0	9	2	6	0	8	1	0	2	3	0	0	0	0	20	
8:10 AM	0	8	0	8	0	8	0	8	1	0	0	1	0	0	1	1	18	
8:15 AM	0	7	2	9	0	6	1	7	0	0	0	0	0	0	4	4	20	
8:20 AM	0	3	0	3	1	5	0	6	0	0	0	0	2	1	1	4	13	
8:25 AM	0	8	0	8	1	5	0	6	0	0	0	0	0	1	2	3	17	
8:30 AM	0	6	1	7	2	2	0	4	0	1	0	1	0	1	0	1	13	
8:35 AM	0	5	0	5	0	5	0	5	0	0	1	1	0	0	0	0	11	
8:40 AM	1	6	1	8	0	3	0	3	0	0	0	0	1	0	0	1	12	
8:45 AM	1	1	1	3	3	5	0	8	1	1	1	3	4	2	0	6	20	
8:50 AM	0	8	0	8	0	7	0	7	0	0	1	1	0	0	0	0	16	
8:55 AM	0	3	3	6	1	8	0	9	0	0	1	1	0	0	1	1	17	
Total Survey	13	117	17	147	21	140	6	167	11	6	11	28	22	13	20	55	397	

### Heavy Vehicle 15-Minute Interval Summary

7:00 AM to 9:00 AM

Interval Start Time	Northbound NE 117th Ave				Southbound NE 117th Ave				Eastbound NE 99th St				Westbound NE 99th St				Interval Total
	L	T	R	Total	L	T	R	Total	L	T	R	Total	L	T	R	Total	
7:00 AM	4	14	1	19	0	12	2	14	2	2	1	5	1	4	2	7	45
7:15 AM	1	13	5	19	5	16	1	22	3	0	1	4	7	3	4	14	59
7:30 AM	2	8	2	12	1	25	1	27	0	0	2	2	3	1	2	6	47
7:45 AM	2	14	1	17	4	21	1	26	1	1	1	3	2	0	2	4	50
8:00 AM	2	21	0	23	3	20	0	23	4	1	2	7	2	0	2	4	57
8:15 AM	0	18	2	20	2	16	1	19	0	0	0	0	2	2	7	11	50
8:30 AM	1	17	2	20	2	10	0	12	0	1	1	2	1	1	0	2	36
8:45 AM	1	12	4	17	4	20	0	24	1	1	3	5	4	2	1	7	53
Total Survey	13	117	17	147	21	140	6	167	11	6	11	28	22	13	20	55	397

### Heavy Vehicle Peak Hour Summary

7:05 AM to 8:05 AM

By Approach	Northbound NE 117th Ave			Southbound NE 117th Ave			Eastbound NE 99th St			Westbound NE 99th St			Total
	In	Out	Total	In	Out	Total	In	Out	Total	In	Out	Total	
Volume	69	96	165	92	69	161	17	23	40	34	24	58	212
PHF	0.78			0.74			0.53			0.53			0.85

By Movement	Northbound NE 117th Ave				Southbound NE 117th Ave				Eastbound NE 99th St				Westbound NE 99th St				Total
	L	T	R	Total	L	T	R	Total	L	T	R	Total	L	T	R	Total	
Volume	10	50	9	69	11	76	5	92	8	4	5	17	15	8	11	34	212
PHF	0.63	0.78	0.45	0.78	0.55	0.68	0.63	0.74	0.50	0.50	0.63	0.53	0.54	0.33	0.69	0.53	0.85

### Heavy Vehicle Rolling Hour Summary

7:00 AM to 9:00 AM

Interval Start Time	Northbound NE 117th Ave				Southbound NE 117th Ave				Eastbound NE 99th St				Westbound NE 99th St				Interval Total
	L	T	R	Total	L	T	R	Total	L	T	R	Total	L	T	R	Total	
7:00 AM	9	49	9	67	10	74	5	89	6	3	5	14	13	8	10	31	201
7:15 AM	7	56	8	71	13	82	3	98	8	2	6	16	14	4	10	28	213
7:30 AM	6	61	5	72	10	82	3	95	5	2	5	12	9	3	13	25	204
7:45 AM	5	70	5	80	11	67	2	80	5	3	4	12	7	3	11	21	193
8:00 AM	4	68	8	80	11	66	1	78	5	3	6	14	9	5	10	24	196

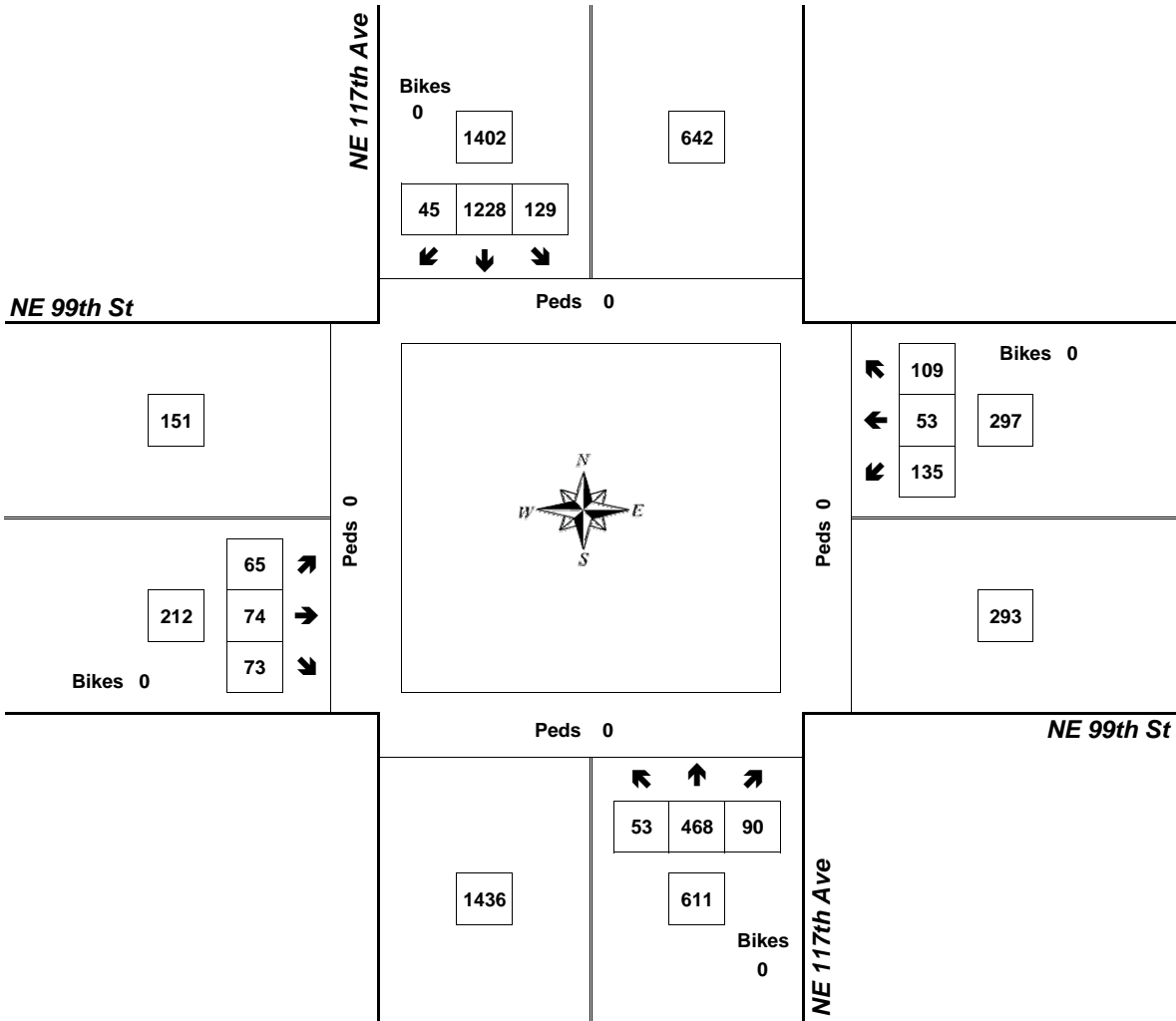
# Peak Hour Summary



Clay Carney  
(503) 833-2740

## NE 117th Ave & NE 99th St

7:05 AM to 8:05 AM  
Thursday, June 07, 2007



Approach	PHF	HV%	Volume
EB	0.73	8.0%	212
WB	0.72	11.4%	297
NB	0.85	11.3%	611
SB	0.87	6.6%	1,402
<b>Intersection</b>	<b>0.88</b>	<b>8.4%</b>	<b>2,522</b>

Count Period: 7:00 AM to 9:00 AM