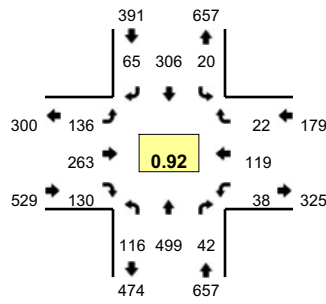
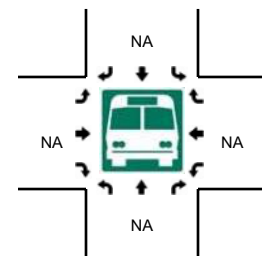
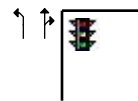
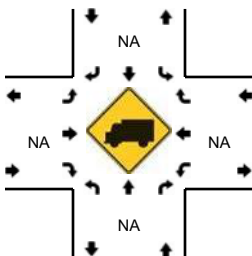
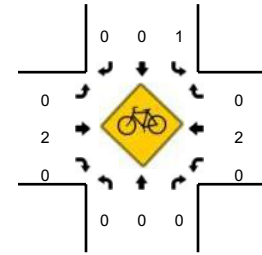
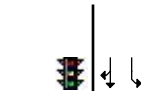
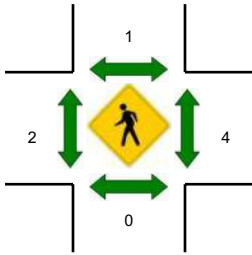
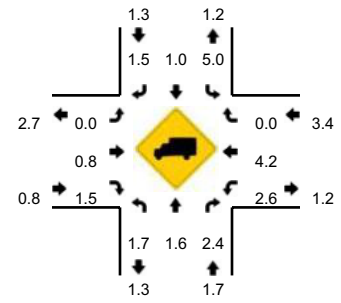


LOCATION: NE 137th Ave -- NE 76th St
CITY/STATE: Vancouver, WA

QC JOB #: 14655114
DATE: Wed, Mar 21 2018



Peak-Hour: 4:55 PM -- 5:55 PM
Peak 15-Min: 5:10 PM -- 5:25 PM



5-Min Count Period Beginning At	NE 137th Ave (Northbound)				NE 137th Ave (Southbound)				NE 76th St (Eastbound)				NE 76th St (Westbound)				Total	Hourly Totals
	Left	Thru	Right	U	Left	Thru	Right	U	Left	Thru	Right	U	Left	Thru	Right	U		
4:00 PM	9	35	1	0	2	22	1	0	8	15	16	0	1	13	1	0	124	
4:05 PM	8	28	7	0	1	26	2	0	19	17	16	0	5	10	2	0	141	
4:10 PM	12	39	5	0	2	19	4	0	4	20	11	0	3	8	2	0	129	
4:15 PM	16	36	4	0	2	22	3	0	13	8	8	0	2	15	0	0	129	
4:20 PM	19	47	7	0	3	31	4	0	9	17	8	0	1	4	4	0	154	
4:25 PM	9	33	3	0	3	36	3	0	12	18	12	0	4	18	1	0	152	
4:30 PM	11	38	5	0	4	26	3	0	14	19	11	0	2	10	1	0	144	
4:35 PM	6	44	7	0	0	22	8	0	15	20	10	0	3	6	2	0	143	
4:40 PM	8	45	5	0	1	29	5	0	15	12	5	0	3	11	2	0	141	
4:45 PM	18	38	3	0	2	20	5	0	13	27	9	0	3	11	1	0	150	
4:50 PM	16	34	2	0	2	16	3	0	9	17	5	0	5	7	2	0	118	
4:55 PM	7	39	4	0	3	31	3	0	8	20	8	0	1	12	1	0	137	1662
5:00 PM	15	36	1	0	1	10	7	0	10	24	8	0	1	4	0	0	117	1655
5:05 PM	8	31	2	0	1	25	8	0	9	24	12	0	6	14	3	0	143	1657
5:10 PM	7	49	4	0	0	32	10	0	12	14	9	0	3	11	3	0	154	1682
5:15 PM	9	44	5	0	0	35	4	0	12	26	12	0	2	11	0	0	160	1713
5:20 PM	11	46	3	0	5	28	1	0	11	22	14	0	4	17	1	0	163	1722
5:25 PM	6	36	3	0	1	22	4	0	20	16	13	0	2	6	3	0	132	1702
5:30 PM	13	45	10	0	2	22	8	0	9	25	17	0	1	7	3	0	162	1720
5:35 PM	4	51	1	0	1	35	6	0	16	25	9	0	7	8	1	0	164	1741
5:40 PM	13	40	2	0	3	23	5	0	7	24	12	0	4	8	3	0	144	1744
5:45 PM	18	55	4	0	3	20	4	0	10	18	5	0	3	9	2	0	151	1745
5:50 PM	5	27	3	0	0	23	5	0	12	25	11	0	4	12	2	0	129	1756
5:55 PM	9	40	0	0	4	21	7	0	4	21	5	0	2	20	2	0	135	1754
Peak 15-Min Flowrates	Northbound				Southbound				Eastbound				Westbound				Total	
	Left	Thru	Right	U	Left	Thru	Right	U	Left	Thru	Right	U	Left	Thru	Right	U		
All Vehicles	108	556	48	0	20	380	60	0	140	248	140	0	36	156	16	0	1908	
Heavy Trucks	0	4	0	0	0	0	0	0	0	4	4	0	0	0	0	0	12	
Pedestrians		0				0				0				8			8	
Bicycles	0	0	0		1	0	0		0	2	0		0	2	0		5	
Railroad																		
Stopped Buses																		

Comments: