

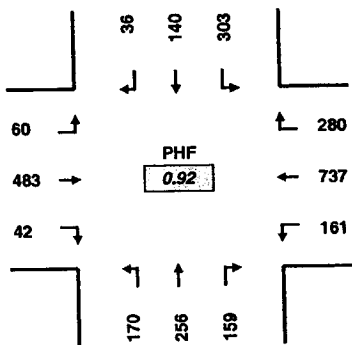
INTERSECTION: NE Hazel Dell Ave--NE 78th St--
 PROJECT ID#: 5605
 QC JOB #: 10102707

START TIME: 4:00 PM
 END TIME: 6:00 PM
 DATE: 7/12/2005

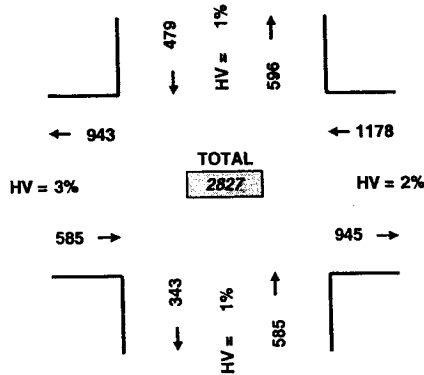


QUALITY COUNTS
 16285 SW 85th Avenue, Ste. 105
 Tigard, OR 97224
 Phone: 503-620-4242
 Fax: 503-620-4545
 email: jrw@qualitycounts.net
 www.qualitycounts.net

PEAK HOUR TURNING MOVEMENTS



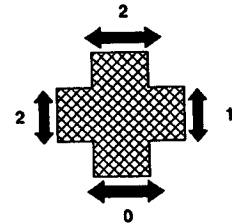
PEAK HOUR LINK VOLUMES



PEAK HOUR: 4:45 PM TO 5:45 PM

PEAK 15 MINUTES: 5:00 PM TO 5:15 PM

PEAK HOUR PED CROSSING VOLUMES



5-MINUTE COUNT PERIOD BEGINNING AT	NE Hazel Dell Ave-- (Southbound)			NE 78th St-- (Westbound)			NE Hazel Dell Ave-- (Northbound)			NE 78th St-- (Eastbound)			Crosswalk Usage (Peds By Approach)				TOTAL	
	Right	Thru	Left	Right	Thru	Left	Right	Thru	Left	Right	Thru	Left	North	East	South	West	Veh	Peds
4:00 PM	5	11	31	27	42	9	6	13	11	6	46	5	1	0	0	0	212	1
4:05 PM	3	24	24	17	43	9	22	26	8	7	39	7	0	0	0	0	229	0
4:10 PM	3	10	14	29	52	15	8	14	10	6	52	9	1	0	0	0	222	1
4:15 PM	5	8	35	23	47	10	9	19	14	4	29	3	0	0	0	0	206	0
4:20 PM	3	6	22	15	50	9	14	25	11	1	24	5	0	0	0	0	185	0
4:25 PM	3	10	29	23	65	7	10	17	15	6	45	2	0	0	0	0	232	0
4:30 PM	4	12	28	16	40	5	8	23	16	1	29	4	0	0	0	1	186	1
4:35 PM	4	10	27	27	60	12	14	22	11	3	43	6	0	1	0	0	239	1
4:40 PM	5	7	33	28	50	4	11	12	10	8	43	4	0	0	0	0	215	0
4:45 PM	2	19	23	27	50	14	8	26	7	1	36	3	0	0	0	0	216	0
4:50 PM	2	3	20	25	69	22	14	14	13	1	55	7	0	0	0	0	245	0
4:55 PM	6	20	31	21	44	11	10	25	17	4	36	4	0	0	0	0	229	0
5:00 PM	2	13	27	27	65	21	19	32	15	2	37	6	0	0	0	0	266	0
5:05 PM	5	10	22	25	62	13	27	20	27	5	54	5	0	0	0	0	275	0
5:10 PM	6	19	26	23	55	12	20	19	11	6	32	0	0	0	0	0	229	0
5:15 PM	2	10	18	18	63	18	11	22	13	2	48	11	1	0	0	0	236	1
5:20 PM	2	13	29	32	65	8	3	16	19	5	41	3	1	0	0	0	236	1
5:25 PM	1	11	22	24	64	7	11	27	11	8	37	3	0	1	0	2	226	3
5:30 PM	6	7	21	23	76	11	11	15	9	5	43	5	0	0	0	0	232	0
5:35 PM	1	13	42	13	63	9	13	22	16	1	34	2	0	0	0	0	229	0
5:40 PM	1	2	22	22	61	15	12	18	12	2	30	11	0	0	0	0	208	0
5:45 PM	6	3	29	17	64	13	8	10	20	6	48	4	0	0	0	0	228	0
5:50 PM	1	12	22	27	52	9	20	20	16	0	34	9	0	0	0	0	222	0
5:55 PM	0	6	14	28	69	5	17	12	14	8	44	9	0	0	0	0	226	0
HOURLY TOTALS	Southbound			Westbound			Northbound			Eastbound			Pedestrians By Approach				TOTAL	
	Right	Thru	Left	Right	Thru	Left	Right	Thru	Left	Right	Thru	Left	West	East	North	South	Veh	Peds
4:00 PM	45	140	317	278	612	127	134	236	143	48	477	59	2	1	0	1	2616	4
4:15 PM	47	137	323	280	657	140	164	254	167	42	463	49	0	1	0	1	2723	2
4:30 PM	41	147	306	293	687	147	156	258	170	46	491	56	2	2	0	3	2798	7
4:45 PM	36	140	303	280	737	161	159	256	170	42	483	60	2	1	0	2	2827	5
5:00 PM	33	119	294	279	759	141	172	233	183	50	482	68	2	1	0	2	2813	5