

# Roadway Survey Field Sheet

TS Project # \_\_\_\_\_ Map \_\_\_\_\_ Grid \_\_\_\_\_ Start Time: **0740** # Of Days: **3**

Location: **ST JAMES RD @ MINNETONKA**  
 City: **VANCOUVER**  
 Location #s: **#10 & #11**

Type Of Survey:  
 Volume  
 Speed  
 Classification

Start Date: **3/24/04** Counters: **7**  
 End Date: **3/27/04** Tubes: **—**

**SITE EVALUATION**

	YES	NO	???
Vehicles Crossing Tube Perpendicular	<input checked="" type="checkbox"/>	<input type="checkbox"/>	<input type="checkbox"/>
Do You Anticipate Queing Across Tube	<input checked="" type="checkbox"/>	<input type="checkbox"/>	<input type="checkbox"/>
Speed Greater Than 20 Miles / Hour	<input checked="" type="checkbox"/>	<input type="checkbox"/>	<input type="checkbox"/>
Tube Crosses More Than 2 Lanes	<input checked="" type="checkbox"/>	<input type="checkbox"/>	<input type="checkbox"/>

SPEED: High \_\_\_\_\_ Mph Low \_\_\_\_\_ Mph

**POSTED SPEED**

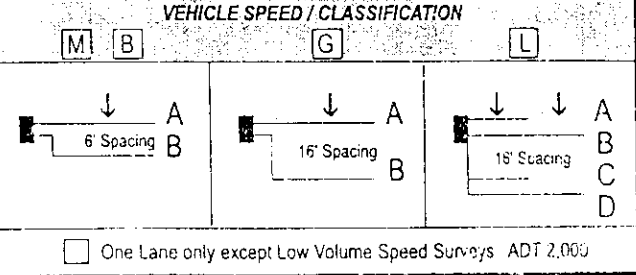
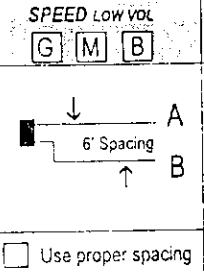
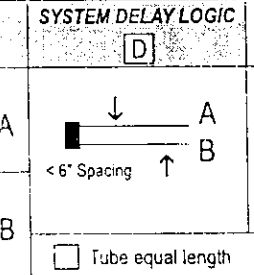
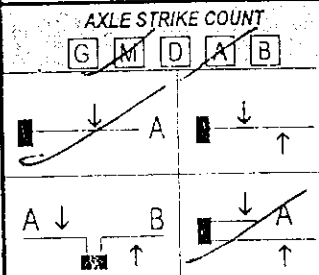
<input type="checkbox"/> None	<input type="checkbox"/> 40 Mph
<input type="checkbox"/> 25 Mph	<input type="checkbox"/> 45 Mph
<input type="checkbox"/> 30 Mph	<input type="checkbox"/> 50 Mph
<input checked="" type="checkbox"/> 35 Mph	<input type="checkbox"/> 55 Mph
<input type="checkbox"/> Other: _____	

**DWELL TIME**

LOWEST SPEED	HIGHEST SPEED					(TAD, TBD)
	10-20	15-30	25-40	35-45	> 45	
Standing Queue	200	130	100	80	40	<input checked="" type="checkbox"/> A
5 - 10 MPH	130	90	70	60	40	<input type="checkbox"/> B
> 10 MPH	100	80	60	40	40	<input type="checkbox"/> M

DWELL (TAD, TBD): **40-60**

Use 2 Counters if Traffic Conditions are different in each direction.



**COUNTER / SET DOWN**

Type: **MC, AMAX**

No.: **C15, C29, C09, C30**

Box: **C30, C02, C15, C19, A57, C18**

Tube Length: **40**

Hammer Test

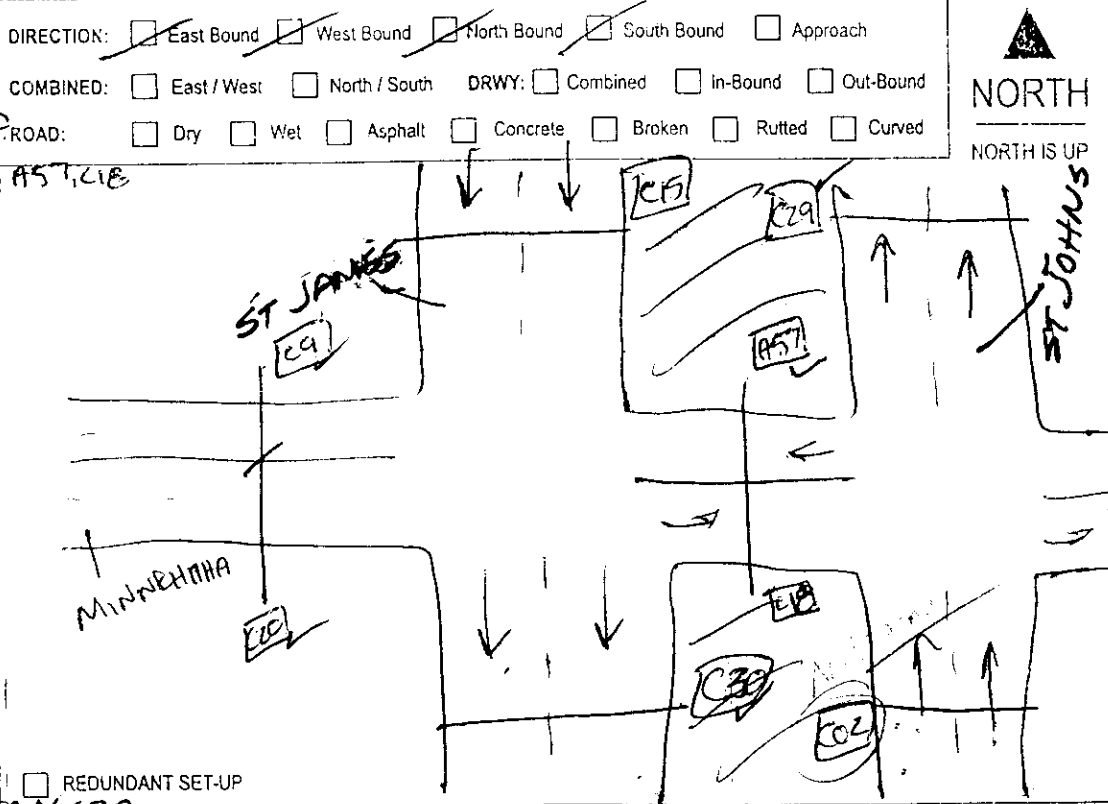
CHECK	DATE	TIME
P F		
P F		
P F		
P F		
P F		

**PICK-UP**

Hammer Test

Date: \_\_\_\_\_ Time: \_\_\_\_\_

**FILE NAMES**



- 26VAN A57
- 26VAN C29
- 26VAN A65
- 26VAN C30
- 26VAN C09
- 26VAN C20
- 26VAN C19
- 26VAN C15
- 26VAN C18

REDUNDANT SET-UP

Remarks: \_\_\_\_\_

WEATHER:  Sunny  Overcast  Rain  Snow

Surveyed By: **MS**

**TRAFFIC SMITHY**  
 1225 NW Murray Blvd. Suite 111  
 Portland, OR 97229  
 Phone: 503/641-6333 - Fax: 503/643-8866

**TRAFFIC SMITHY, INC**

626- 120TH AVENUE NE SUITE B102

BELLEVUE, WA 98005

PHONE- 425-688-7888 FAX- 425-688-7784

Loadway: MINNEHAHA (63RD STREET)

Location: WEST OF ST JAMES ROAD

Date: 03/25/04

Day of Week: Thursday

## WB Traffic

TIME	:00	:05	:10	:15	:20	:25	:30	:35	:40	:45	:50	:55	Total
00:00	2	1	1	2	2	2	2	4	2	1	0	2	21
01:00	3	5	3	3	2	1	1	0	1	1	1	1	22
02:00	3	3	0	1	3	0	0	3	0	2	0	2	17
03:00	1	3	3	1	1	1	1	1	1	2	4	3	22
04:00	2	1	1	1	0	2	1	1	0	5	3	3	20
05:00	3	5	4	5	5	9	6	13	14	17	15	13	109
06:00	8	12	11	22	12	25	23	21	24	24	32	14	228
07:00	21	28	29	20	25	14	27	26	35	40	29	28	322
08:00	33	37	26	28	36	32	47	28	32	40	35	24	398
09:00	25	25	37	22	26	24	23	18	19	28	24	23	294
10:00	24	20	28	23	23	26	30	25	36	18	34	34	321
11:00	32	29	25	27	20	22	32	26	41	33	41	45	373
12:00	49	34	34	34	34	36	25	34	19	37	27	24	387
13:00	39	24	33	42	27	23	33	25	23	29	41	24	363
14:00	33	42	30	28	18	36	43	40	32	43	39	45	429
15:00	32	26	35	34	24	30	44	40	36	41	36	44	422
16:00	20	40	41	40	52	35	26	36	34	38	34	49	445
17:00	34	52	40	46	42	45	39	39	46	36	35	25	479
18:00	33	30	31	40	37	32	20	24	18	28	18	19	330
19:00	24	21	25	20	15	19	23	21	26	18	12	14	238
20:00	14	18	17	20	10	11	17	10	22	13	12	14	178
21:00	7	16	18	17	12	11	18	11	7	10	10	7	144
22:00	8	7	8	8	9	4	9	5	4	0	4	4	70
23:00	2	6	3	4	3	4	8	6	4	2	3	2	47

Daily Total: 5679

AM Peak Hour: 402 (07:55 - 08:55)

7.07% Of Daily Total

PM Peak Hour: 504 (16:45 - 17:45)

8.87% Of Daily Total

4th Highest Hour: 422 (15:00 - 16:00)

7.43% Of Daily Total

8th Highest Hour: 363 (13:00 - 14:00)

6.39% Of Daily Total

**TRAFFIC SMITHY, INC**  
 626- 120TH AVENUE NE SUITE B102  
 BELLEVUE, WA 98005  
 PHONE- 425-688-7888 FAX- 425-688-7784

oadway: MINNEHAHA (63RD STREET)  
 Location: WEST OF ST JAMES ROAD

Date: 03/25/04  
 Day of Week: Thursday

EB Traffic

TIME	:00	:05	:10	:15	:20	:25	:30	:35	:40	:45	:50	:55	Total
00:00	5	7	3	5	1	2	6	7	1	3	2	6	48
01:00	7	0	3	5	2	1	4	2	1	1	4	2	32
02:00	4	2	4	4	1	4	2	1	1	1	0	2	26
03:00	1	1	2	3	0	5	0	0	1	1	0	2	16
04:00	1	1	3	1	1	2	2	3	1	1	2	0	18
05:00	5	0	2	1	5	5	5	9	8	13	10	8	71
06:00	12	19	16	10	17	21	15	25	21	29	19	27	231
07:00	24	23	39	34	30	39	29	49	50	35	50	33	435
08:00	35	28	24	39	28	40	37	23	31	36	38	25	384
09:00	36	25	22	18	28	22	38	33	29	31	29	21	332
10:00	32	26	37	22	26	34	23	32	39	28	32	32	363
11:00	39	28	35	32	43	42	32	26	47	30	37	54	445
12:00	36	42	53	40	31	39	37	43	28	40	40	36	465
13:00	33	43	31	43	33	29	29	38	33	40	35	31	418
14:00	30	35	43	45	38	27	42	44	34	42	33	45	458
15:00	41	42	33	34	50	38	47	55	58	34	38	47	517
16:00	49	63	56	55	50	39	58	52	54	44	45	44	609
17:00	63	79	50	44	67	51	36	47	47	39	50	34	607
18:00	36	45	31	52	45	43	29	32	35	23	24	31	426
19:00	28	27	27	22	24	30	11	10	15	15	14	20	243
20:00	13	13	22	17	13	14	16	21	10	10	6	22	177
21:00	20	16	19	23	8	10	7	11	8	10	14	13	159
22:00	6	18	11	7	7	11	8	5	10	6	13	8	110
23:00	6	6	6	8	5	9	4	9	3	5	6	8	75

Daily Total: 6665

AM Peak Hour: 451 (07:10 - 08:10)

PM Peak Hour: 651 (16:30 - 17:30)

4th Highest Hour: 465 (12:00 - 13:00)

8th Highest Hour: 426 (18:00 - 19:00)

6.76% Of Daily Total

9.76% Of Daily Total

6.97% Of Daily Total

6.39% Of Daily Total

**TRAFFIC SMITHY, INC**  
 626- 120TH AVENUE NE SUITE B102  
 BELLEVUE, WA 98005  
 PHONE- 425-688-7888 FAX- 425-688-7784

roadway: ST JAMES ROAD  
 Location: SOUTH OF MINNEHAHA (63RD STREET)

Date: 03/25/04  
 Day of Week: Thursday

SB Traffic

TIME	:00	:05	:10	:15	:20	:25	:30	:35	:40	:45	:50	:55	Total
00:00	8	5	5	3	5	5	2	3	1	2	4	7	50
01:00	4	1	2	0	0	6	0	3	3	0	0	2	21
02:00	0	2	2	0	1	2	3	3	1	1	2	4	21
03:00	2	5	3	1	3	5	3	4	1	2	1	3	33
04:00	6	2	1	0	0	2	4	8	2	10	3	2	40
05:00	10	6	6	7	15	13	18	12	20	26	19	14	166
06:00	26	21	35	39	25	42	57	45	48	38	44	58	478
07:00	43	51	59	62	61	71	76	75	90	88	68	42	786
08:00	49	58	61	56	36	70	57	43	67	64	63	50	674
09:00	46	34	42	46	36	54	45	37	55	34	34	25	488
10:00	41	44	38	29	34	42	42	50	40	36	38	51	485
11:00	35	49	52	46	45	47	34	57	50	59	53	50	577
12:00	46	51	54	56	57	49	48	44	47	65	42	45	604
13:00	42	53	37	47	40	40	47	41	50	58	40	58	553
14:00	49	49	49	56	73	69	47	53	41	54	58	45	643
15:00	55	43	49	52	52	52	58	51	54	43	52	45	606
16:00	65	54	59	53	51	44	68	53	63	54	71	44	679
17:00	62	71	49	44	65	47	45	54	50	47	46	58	638
18:00	44	42	33	46	37	27	31	32	38	32	42	34	438
19:00	41	27	23	31	26	32	25	14	28	34	15	27	323
20:00	25	21	24	19	23	34	20	29	24	25	21	29	294
21:00	16	24	25	20	19	17	16	10	16	8	14	9	194
22:00	11	14	14	9	15	9	8	7	11	11	4	7	120
23:00	6	8	6	5	7	5	0	6	6	7	5	3	64

Daily Total: 8975

AM Peak Hour: 802 (06:55 - 07:55)

PM Peak Hour: 693 (16:10 - 17:10)

4th Highest Hour: 643 (14:00 - 15:00)

8th Highest Hour: 577 (11:00 - 12:00)

8.93% Of Daily Total

7.72% Of Daily Total

7.16% Of Daily Total

6.42% Of Daily Total

**TRAFFIC SMITHY, INC**  
 626- 120TH AVENUE NE SUITE B102  
 BELLEVUE, WA 98005  
 PHONE- 425-688-7888 FAX- 425-688-7784

Roadway: MINNEHAHA (63RD ST)  
 Location: EAST OF ST JAMES ROAD

Date: 03/25/04  
 Day of Week: Thursday

EB Traffic

TIME	:00	:05	:10	:15	:20	:25	:30	:35	:40	:45	:50	:55	Total
00:00	1	3	8	1	3	1	3	4	3	2	0	1	30
01:00	5	3	1	2	5	0	1	1	2	1	1	7	29
02:00	1	1	1	7	1	0	6	1	1	3	1	1	24
03:00	1	1	2	0	1	2	1	0	0	1	0	0	9
04:00	1	2	0	3	0	0	3	3	0	0	4	1	17
05:00	3	2	1	1	2	3	2	5	8	5	13	11	56
06:00	5	14	17	20	7	16	13	11	19	19	20	24	185
07:00	15	21	21	31	23	14	24	24	31	38	37	38	317
08:00	29	26	22	21	25	21	32	28	20	24	33	24	305
09:00	23	25	19	20	19	22	21	34	26	21	21	31	282
10:00	20	24	41	18	26	20	21	25	20	21	26	21	283
11:00	21	29	25	29	31	38	24	29	30	21	26	39	342
12:00	44	35	34	34	25	28	29	29	30	22	47	31	388
13:00	36	23	31	28	42	28	22	31	25	27	20	29	342
14:00	30	20	36	26	31	28	20	35	47	25	34	29	361
15:00	40	31	35	24	36	39	42	57	37	43	28	36	448
16:00	48	39	43	44	41	44	37	49	43	41	47	40	516
17:00	36	58	68	36	38	49	41	33	38	32	33	28	490
18:00	35	31	44	31	43	34	31	30	30	25	25	14	373
19:00	22	15	19	22	17	21	15	9	12	10	14	12	188
20:00	10	8	13	9	9	9	10	15	10	13	4	11	121
21:00	13	12	8	13	16	8	11	8	6	12	6	7	120
22:00	5	9	12	10	5	4	8	8	2	7	4	11	85
23:00	3	7	3	3	9	2	6	4	5	0	4	1	47

Daily Total: 5358

AM Peak Hour: 348 (07:40 - 08:40)

6.49% Of Daily Total

PM Peak Hour: 548 (16:15 - 17:15)

10.2% Of Daily Total

4th Highest Hour: 388 (12:00 - 13:00)

7.24% Of Daily Total

8th Highest Hour: 342 (13:00 - 14:00)

6.38% Of Daily Total

**TRAFFIC SMITHY, INC**  
 626- 120TH AVENUE NE SUITE B102  
 BELLEVUE, WA 98005  
 PHONE- 425-688-7888 FAX- 425-688-7784

Loadway: MINNEHAHA (63RD STREET)  
 Location: EAST OF ST JAMES ROAD

Date: 03/25/04  
 Day of Week: Thursday

WB Traffic

TIME	:00	:05	:10	:15	:20	:25	:30	:35	:40	:45	:50	:55	Total
00:00	5	1	2	2	1	1	3	2	3	0	1	1	22
01:00	2	2	3	4	2	1	0	1	1	1	1	0	18
02:00	2	4	0	0	3	0	0	3	2	0	3	1	18
03:00	1	3	1	3	0	3	1	0	1	2	4	3	22
04:00	2	2	1	0	0	2	1	3	0	4	2	5	22
05:00	6	5	3	7	6	6	14	11	16	21	17	17	129
06:00	19	13	11	17	12	16	30	29	29	28	37	21	262
07:00	25	32	40	36	34	23	38	34	39	39	38	32	410
08:00	32	39	33	32	42	41	47	35	26	37	46	25	435
09:00	35	29	32	27	25	24	20	17	30	27	33	22	321
10:00	26	23	25	21	20	25	38	30	38	25	33	34	338
11:00	35	36	28	28	27	25	38	33	47	40	40	49	426
12:00	49	40	34	35	36	34	35	23	25	37	34	29	411
13:00	45	24	39	47	24	32	36	29	43	36	30	33	418
14:00	27	41	33	38	35	29	36	43	41	34	48	60	465
15:00	27	29	38	43	30	27	49	46	37	49	49	33	457
16:00	40	35	51	35	42	39	34	40	43	49	45	41	494
17:00	39	43	45	45	46	41	42	42	53	51	42	28	517
18:00	35	27	32	42	44	37	26	29	21	27	25	20	365
19:00	21	32	28	19	19	29	26	24	27	28	10	16	279
20:00	20	24	22	16	16	15	13	16	23	17	16	17	215
21:00	11	14	25	15	13	13	16	7	16	9	11	12	162
22:00	7	6	9	8	7	10	8	6	5	4	6	4	80
23:00	1	8	6	4	4	3	6	6	5	2	1	5	51

Daily Total: 6337  
 AM Peak Hour: 449 (07:40 - 08:40)  
 PM Peak Hour: 533 (16:50 - 17:50)  
 4th Highest Hour: 457 (15:00 - 16:00)  
 8th Highest Hour: 411 (12:00 - 13:00)

7.08% Of Daily Total  
 8.41% Of Daily Total  
 7.21% Of Daily Total  
 6.48% Of Daily Total

**TRAFFIC SMITHY, INC**  
 626- 120TH AVENUE NE SUITE B102  
 BELLEVUE, WA 98005  
 PHONE- 425-688-7888 FAX- 425-688-7784

Loadway: ST JAMES ROAD  
 Location: NORTH OF MINNEHAHA (63RD STREET)

Date: 03/25/04  
 Day of Week: Thursday

SB Traffic

TIME	:00	:05	:10	:15	:20	:25	:30	:35	:40	:45	:50	:55	Total
00:00	5	8	2	2	7	3	3	2	2	1	1	7	43
01:00	4	2	1	0	1	3	1	1	3	1	1	1	19
02:00	0	1	1	2	2	2	3	1	4	0	1	3	20
03:00	4	6	3	0	1	4	2	5	1	2	1	2	31
04:00	5	1	1	1	0	2	3	7	3	11	5	0	39
05:00	8	9	6	4	12	11	12	15	20	19	23	16	155
06:00	19	22	41	44	30	37	52	40	51	46	46	40	468
07:00	36	59	49	60	49	46	69	63	74	76	66	46	693
08:00	49	47	56	40	39	51	72	40	58	63	64	39	618
09:00	39	31	42	52	37	37	49	37	44	36	28	31	463
10:00	37	56	35	35	33	32	38	37	32	34	34	33	436
11:00	30	39	48	46	37	33	33	47	46	48	54	54	515
12:00	48	35	52	42	55	44	41	48	41	64	32	40	542
13:00	41	48	41	36	39	42	43	31	37	43	43	43	487
14:00	49	40	42	46	62	73	41	52	42	43	48	45	583
15:00	40	45	38	49	54	52	66	44	55	42	51	42	578
16:00	47	56	49	47	58	42	60	55	50	43	47	53	607
17:00	51	61	45	47	51	49	36	40	41	35	28	55	539
18:00	37	43	29	46	26	24	16	33	33	29	28	28	372
19:00	30	20	18	23	19	19	18	16	20	23	24	16	246
20:00	17	7	18	19	12	23	19	19	19	15	22	15	205
21:00	12	14	21	20	18	16	14	7	17	8	10	8	165
22:00	12	8	12	12	7	6	6	7	7	7	3	4	91
23:00	4	5	5	5	4	6	1	4	3	4	2	1	44

Daily Total: 7959

AM Peak Hour: 706 (07:05 - 08:05)

8.87% Of Daily Total

PM Peak Hour: 616 (16:10 - 17:10)

7.73% Of Daily Total

4th Highest Hour: 583 (14:00 - 15:00)

7.32% Of Daily Total

8th Highest Hour: 515 (11:00 - 12:00)

6.47% Of Daily Total