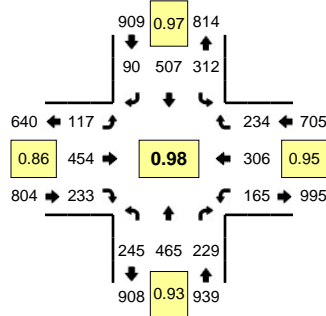
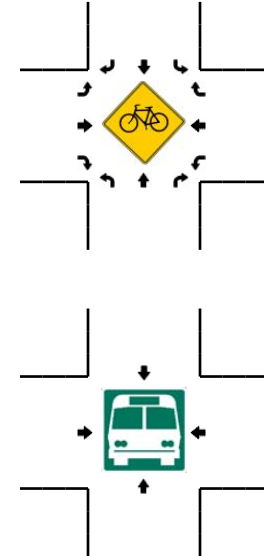
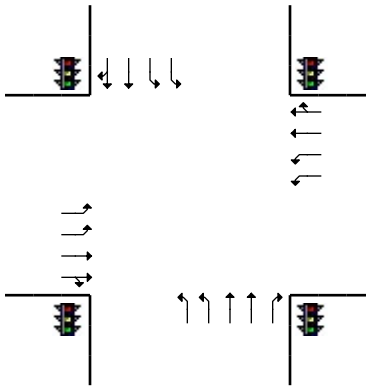
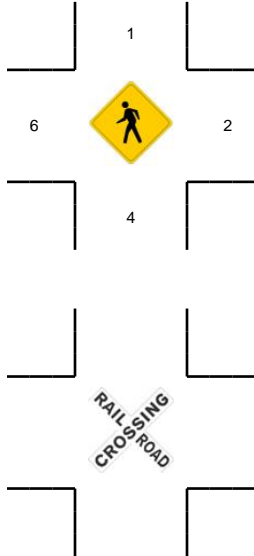
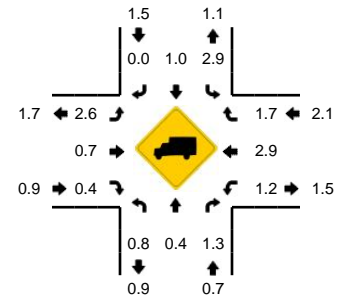


**LOCATION:** NE 112th Ave -- NE 28th St  
**CITY/STATE:** Vancouver, WA

**QC JOB #:** 10396419  
**DATE:** 12/4/2008



**Peak-Hour: 4:40 PM -- 5:40 PM**  
**Peak 15-Min: 4:50 PM -- 5:05 PM**



5-Min Count Period Beginning At	NE 112th Ave (Northbound)				NE 112th Ave (Southbound)				NE 28th St (Eastbound)				NE 28th St (Westbound)				Total	Hourly Totals
	Left	Thru	Right	U	Left	Thru	Right	U	Left	Thru	Right	U	Left	Thru	Right	U		
4:00 PM	15	42	12	0	26	42	8	0	12	36	13	0	26	23	15	0	270	
4:05 PM	13	32	10	0	22	44	9	0	8	29	17	0	18	21	14	0	237	
4:10 PM	26	38	13	0	24	42	9	0	7	34	18	0	15	27	17	0	270	
4:15 PM	19	48	17	0	28	41	9	0	9	35	29	0	14	26	29	0	304	
4:20 PM	21	39	12	0	35	32	1	0	12	46	15	0	14	27	18	0	272	
4:25 PM	21	40	15	0	29	29	6	0	10	40	21	0	23	22	17	0	273	
4:30 PM	12	43	13	0	14	51	7	0	6	29	16	0	15	17	22	0	245	
4:35 PM	31	19	19	1	31	41	12	0	7	32	21	0	16	25	28	0	283	
4:40 PM	6	30	18	0	22	44	5	0	5	35	21	0	21	30	23	0	260	
4:45 PM	23	46	19	0	33	36	7	0	11	30	18	0	13	22	20	0	278	
4:50 PM	25	28	12	0	27	43	12	0	9	41	17	0	16	29	20	0	279	
4:55 PM	14	47	21	0	20	39	6	0	11	38	22	0	11	27	21	0	277	3248
5:00 PM	18	46	34	1	21	32	9	0	8	35	20	0	16	36	25	0	301	3279
5:05 PM	23	25	11	0	33	56	9	0	11	31	16	0	17	23	20	0	275	3317
5:10 PM	30	39	19	1	22	43	6	0	10	32	18	0	5	18	16	0	259	3306
5:15 PM	24	41	10	0	23	37	7	0	12	64	19	0	18	25	13	0	293	3295
5:20 PM	13	43	18	0	29	53	7	0	11	45	14	0	7	23	22	0	285	3308
5:25 PM	20	34	22	0	23	29	8	0	7	36	27	0	13	18	21	0	258	3293
5:30 PM	33	51	24	0	27	51	8	0	10	32	18	1	14	15	13	0	297	3345
5:35 PM	13	35	21	1	32	44	6	0	10	35	23	1	14	40	20	0	295	3357
5:40 PM	16	42	15	0	22	28	6	0	13	32	17	0	11	11	13	0	226	3323
5:45 PM	21	32	16	0	18	34	8	0	11	32	16	0	18	30	21	0	257	3302
5:50 PM	16	43	12	0	19	38	9	0	11	26	10	0	16	17	21	0	238	3261
5:55 PM	18	17	19	0	26	28	1	0	9	29	14	0	22	26	16	0	225	3209
Peak 15-Min Flowrates	Northbound				Southbound				Eastbound				Westbound				Total	
	Left	Thru	Right	U	Left	Thru	Right	U	Left	Thru	Right	U	Left	Thru	Right	U		
All Vehicles	228	484	268	4	272	456	108	0	112	456	236	0	172	368	264	0	3428	
Heavy Trucks	0	8	0		12	8	0		0	0	4		4	4	0		40	
Pedestrians		12				0				0				4			16	
Bicycles																		
Railroad																		
Stopped Buses																		

Comments: