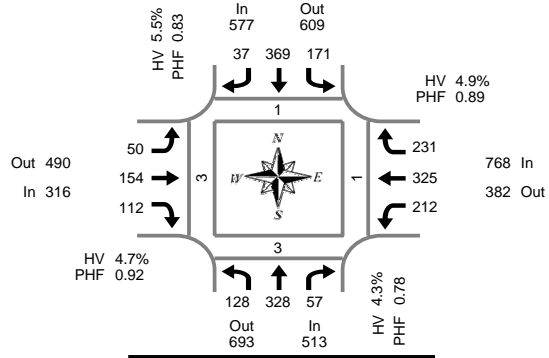


Total Vehicle Summary



Clay Carney
(503) 833-2740



NE 112th Ave & NE Burton Rd

11/9/2005

7:00 AM to 9:00 AM

Peak Hour Summary
7:05 AM to 8:05 AM

5-Minute Interval Summary

7:00 AM to 9:00 AM

Interval Start Time	Northbound NE 112th Ave				Southbound NE 112th Ave				Eastbound NE Burton Rd				Westbound NE Burton Rd				Interval Total	Pedestrians Crosswalk			
	L	T	R	Bikes	L	T	R	Bikes	L	T	R	Bikes	L	T	R	Bikes		North	South	East	West
07:00	5	18	3	0	7	22	3	0	4	15	6	0	19	15	14	0	131	0	0	0	0
07:05	6	16	10	0	11	17	4	0	4	16	9	0	23	20	23	0	159	0	0	0	1
07:10	9	26	3	1	18	20	3	0	5	16	15	0	27	28	20	0	190	0	0	0	0
07:15	6	33	9	0	16	28	4	1	5	12	4	0	16	29	18	0	180	0	0	0	0
07:20	8	14	7	0	15	21	3	0	7	12	5	0	17	25	19	0	153	0	0	0	0
07:25	14	14	2	0	19	33	2	0	5	10	13	0	16	33	17	2	178	0	0	0	1
07:30	7	25	0	0	17	31	7	0	3	12	10	0	18	25	18	0	173	1	1	0	0
07:35	22	41	5	1	14	39	3	0	0	18	6	0	17	36	23	1	224	0	0	0	1
07:40	7	34	4	0	12	29	4	0	10	14	13	0	26	27	26	0	206	0	1	1	0
07:45	11	36	4	0	10	59	3	2	1	12	12	0	13	26	19	0	206	0	0	0	1
07:50	12	19	5	0	15	32	2	0	3	11	7	0	19	29	23	0	177	0	1	0	0
07:55	11	22	2	0	9	35	1	1	5	13	9	0	11	23	8	0	149	0	0	0	0
08:00	15	48	6	0	15	25	1	0	2	8	9	0	9	24	17	0	179	0	0	0	0
08:05	5	27	4	0	10	22	0	0	5	7	5	0	21	26	15	0	147	0	0	0	0
08:10	3	23	3	1	11	25	3	0	5	14	5	0	15	16	17	0	140	0	0	0	0
08:15	6	23	4	0	9	24	6	0	10	9	6	0	8	11	4	1	120	0	0	0	0
08:20	5	21	5	0	5	26	3	0	6	15	7	0	19	22	8	0	142	0	2	0	0
08:25	7	22	4	0	10	28	2	0	1	17	13	0	25	11	8	0	148	0	0	0	0
08:30	6	15	1	0	7	17	2	0	6	8	14	0	20	12	8	0	116	0	0	0	0
08:35	10	24	9	0	11	19	6	0	10	12	4	2	16	15	13	0	149	0	1	0	0
08:40	6	27	6	0	9	21	7	0	3	9	12	0	14	24	9	0	147	0	0	0	0
08:45	10	18	5	0	13	17	6	0	8	9	15	0	21	20	10	0	152	0	1	0	0
08:50	7	18	5	0	9	24	3	0	7	10	12	0	6	12	12	1	125	0	0	0	0
08:55	2	18	6	0	6	15	5	0	5	16	12	0	13	10	17	0	125	0	0	0	0
Total Survey	200	582	112	3	278	629	83	4	120	295	223	2	409	519	366	5	3,816	1	7	1	3

15-Minute Interval Summary

7:00 AM to 9:00 AM

Interval Start Time	Northbound NE 112th Ave				Southbound NE 112th Ave				Eastbound NE Burton Rd				Westbound NE Burton Rd				Interval Total	Pedestrians Crosswalk			
	L	T	R	Bikes	L	T	R	Bikes	L	T	R	Bikes	L	T	R	Bikes		North	South	East	West
07:00	20	60	16	1	36	59	10	0	13	47	30	0	69	63	57	0	480	0	0	0	1
07:15	28	61	18	0	50	82	9	1	17	34	22	0	49	87	54	2	511	0	0	0	0
07:30	36	100	9	1	43	99	14	0	13	44	29	0	61	88	67	1	603	1	2	1	1
07:45	34	77	11	0	34	126	6	3	9	36	28	0	43	78	50	0	532	0	1	0	1
08:00	23	98	13	1	36	72	4	0	12	29	19	0	45	66	49	0	466	0	0	0	0
08:15	18	66	13	0	24	78	11	0	17	41	26	0	52	44	20	1	410	0	2	0	0
08:30	22	66	16	0	27	57	15	0	19	29	30	2	50	51	30	0	412	0	1	0	0
08:45	19	54	16	0	28	56	14	0	20	35	39	0	40	42	39	1	402	0	1	0	0
Total Survey	200	582	112	3	278	629	83	4	120	295	223	2	409	519	366	5	3,816	1	7	1	3

Peak Hour Summary

7:05 AM to 8:05 AM

By Approach	Northbound NE 112th Ave				Southbound NE 112th Ave				Eastbound NE Burton Rd				Westbound NE Burton Rd				Total	Pedestrians Crosswalk			
	In	Out	Total	Bikes	In	Out	Total	Bikes	In	Out	Total	Bikes	In	Out	Total	Bikes		North	South	East	West
Volume	513	693	1,206	2	577	609	1,186	4	316	490	806	0	768	382	1,150	3	2,174	1	3	1	3
%HV	4.3%				5.5%				4.7%				4.9%				4.9%				
PHF	0.78				0.83				0.92				0.89				0.85				

By Movement	Northbound NE 112th Ave				Southbound NE 112th Ave				Eastbound NE Burton Rd				Westbound NE Burton Rd				Total
	L	T	R	Total	L	T	R	Total	L	T	R	Total	L	T	R	Total	
Volume	128	328	57	513	171	369	37	577	50	154	112	316	212	325	231	768	2,174
%HV	4.7%	3.7%	7.0%	4.3%	7.0%	3.5%	18.9%	5.5%	0.0%	7.8%	2.7%	4.7%	4.7%	5.2%	4.8%	4.9%	4.9%
PHF	0.74	0.74	0.65	0.78	0.84	0.73	0.66	0.83	0.74	0.88	0.88	0.92	0.80	0.86	0.85	0.89	0.85

Rolling Hour Summary

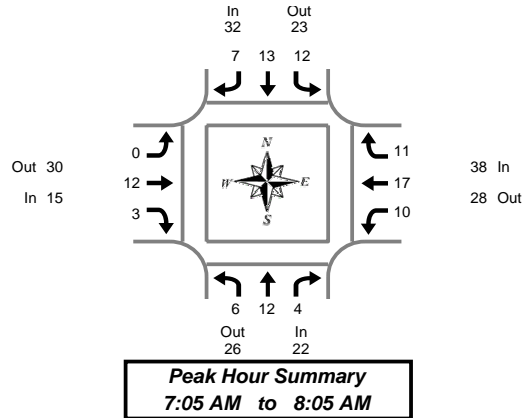
7:00 AM to 9:00 AM

Interval Start Time	Northbound NE 112th Ave				Southbound NE 112th Ave				Eastbound NE Burton Rd				Westbound NE Burton Rd				Interval Total	Pedestrians Crosswalk			
	L	T	R	Bikes	L	T	R	Bikes	L	T	R	Bikes	L	T	R	Bikes		North	South	East	West
07:00	118	298	54	2	163	366	39	4	52	161	109	0	222	316	228	3	2,126	1	3	1	3
07:15	121	336	51	2	163	379	33	4	51	143	98	0	198	319	220	3	2,112	1	3	1	2
07:30	111	341	46	2	137	375	35	3	51	150	102	0	201	276	186	2	2,011	1	5	1	2
07:45	97	307	53	1	121	333	36	3	57	135	103	2	190	239	149	1	1,820	0	4	0	1

Heavy Vehicle Summary



Clay Carney
(503) 833-2740



NE 112th Ave & NE Burton Rd

11/9/2005

7:00 AM to 9:00 AM

Heavy Vehicle 5-Minute Interval Summary

7:00 AM to 9:00 AM

Interval Start Time	Northbound NE 112th Ave				Southbound NE 112th Ave				Eastbound NE Burton Rd				Westbound NE Burton Rd				Interval Total
	L	T	R	Total	L	T	R	Total	L	T	R	Total	L	T	R	Total	
07:00	0	0	0	0	0	0	1	1	0	1	0	1	1	0	0	1	3
07:05	1	1	0	2	0	2	1	3	0	0	0	0	0	2	4	6	11
07:10	0	1	0	1	0	0	0	0	0	0	1	1	1	4	1	6	8
07:15	0	0	0	0	1	2	0	3	0	1	0	1	0	2	0	2	6
07:20	1	1	1	3	1	2	1	4	0	2	0	2	1	1	0	2	11
07:25	1	0	1	2	1	0	1	2	0	3	0	3	2	0	0	2	9
07:30	0	1	0	1	2	1	3	6	0	0	0	0	1	2	1	4	11
07:35	1	1	0	2	1	0	1	2	0	3	1	4	1	2	0	3	11
07:40	0	2	0	2	3	1	0	4	0	1	0	1	2	2	1	5	12
07:45	1	2	0	3	1	0	0	1	0	1	0	1	1	1	1	3	8
07:50	0	0	1	1	1	0	0	1	0	0	0	0	0	0	1	1	3
07:55	0	1	0	1	0	3	0	3	0	1	1	2	1	0	1	2	8
08:00	1	2	1	4	1	2	0	3	0	0	0	0	0	1	1	2	9
08:05	0	3	0	3	1	0	0	1	0	1	0	1	1	3	1	5	10
08:10	0	0	0	0	2	2	0	4	0	2	0	2	0	1	3	4	10
08:15	0	1	1	2	0	0	1	1	0	0	1	1	0	0	0	0	4
08:20	0	2	0	2	0	0	1	1	0	3	0	3	0	2	0	2	8
08:25	0	2	0	2	0	1	1	2	0	1	4	5	0	0	2	2	11
08:30	0	1	0	1	2	4	0	6	2	1	2	5	1	0	0	1	13
08:35	0	2	5	7	1	1	1	3	1	3	0	4	1	1	1	3	17
08:40	0	3	1	4	0	0	1	1	0	0	2	2	0	3	1	4	11
08:45	2	0	2	4	3	0	3	6	0	1	0	1	2	2	0	4	15
08:50	1	1	0	2	2	3	0	5	0	1	0	1	0	1	2	3	11
08:55	0	0	1	1	0	1	1	2	4	1	1	6	1	0	0	1	10
Total Survey	9	27	14	50	23	25	17	65	7	27	13	47	17	30	21	68	230

Heavy Vehicle 15-Minute Interval Summary

7:00 AM to 9:00 AM

Interval Start Time	Northbound NE 112th Ave				Southbound NE 112th Ave				Eastbound NE Burton Rd				Westbound NE Burton Rd				Interval Total
	L	T	R	Total	L	T	R	Total	L	T	R	Total	L	T	R	Total	
07:00	1	2	0	3	0	2	2	4	0	1	1	2	2	6	5	13	22
07:15	2	1	2	5	3	4	2	9	0	6	0	6	3	3	0	6	26
07:30	1	4	0	5	6	2	4	12	0	4	1	5	4	6	2	12	34
07:45	1	3	1	5	2	3	0	5	0	2	1	3	2	1	3	6	19
08:00	1	5	1	7	4	4	0	8	0	3	0	3	1	5	5	11	29
08:15	0	5	1	6	0	1	3	4	0	4	5	9	0	2	2	4	23
08:30	0	6	6	12	3	5	2	10	3	4	4	11	2	4	2	8	41
08:45	3	1	3	7	5	4	4	13	4	3	1	8	3	3	2	8	36
Total Survey	9	27	14	50	23	25	17	65	7	27	13	47	17	30	21	68	230

Heavy Vehicle Peak Hour Summary

7:05 AM to 8:05 AM

By Approach	Northbound NE 112th Ave			Southbound NE 112th Ave			Eastbound NE Burton Rd			Westbound NE Burton Rd			Total
	In	Out	Total	In	Out	Total	In	Out	Total	In	Out	Total	
Volume	22	26	48	32	23	55	15	30	45	38	28	66	107
PHF	0.79			0.67			0.54			0.68			0.79

By Movement	Northbound NE 112th Ave				Southbound NE 112th Ave				Eastbound NE Burton Rd				Westbound NE Burton Rd				Total
	L	T	R	Total	L	T	R	Total	L	T	R	Total	L	T	R	Total	
Volume	6	12	4	22	12	13	7	32	0	12	3	15	10	17	11	38	107
PHF	0.75	0.60	0.50	0.79	0.50	0.65	0.35	0.67	0.00	0.50	0.75	0.54	0.63	0.53	0.55	0.68	0.79

Heavy Vehicle Rolling Hour Summary

7:00 AM to 9:00 AM

Interval Start Time	Northbound NE 112th Ave				Southbound NE 112th Ave				Eastbound NE Burton Rd				Westbound NE Burton Rd				Interval Total
	L	T	R	Total	L	T	R	Total	L	T	R	Total	L	T	R	Total	
07:00	5	10	3	18	11	11	8	30	0	13	3	16	11	16	10	37	101
07:15	5	13	4	22	15	13	6	34	0	15	2	17	10	15	10	35	108
07:30	3	17	3	23	12	10	7	29	0	13	7	20	7	14	12	33	105
07:45	2	19	9	30	9	13	5	27	3	13	10	26	5	12	12	29	112

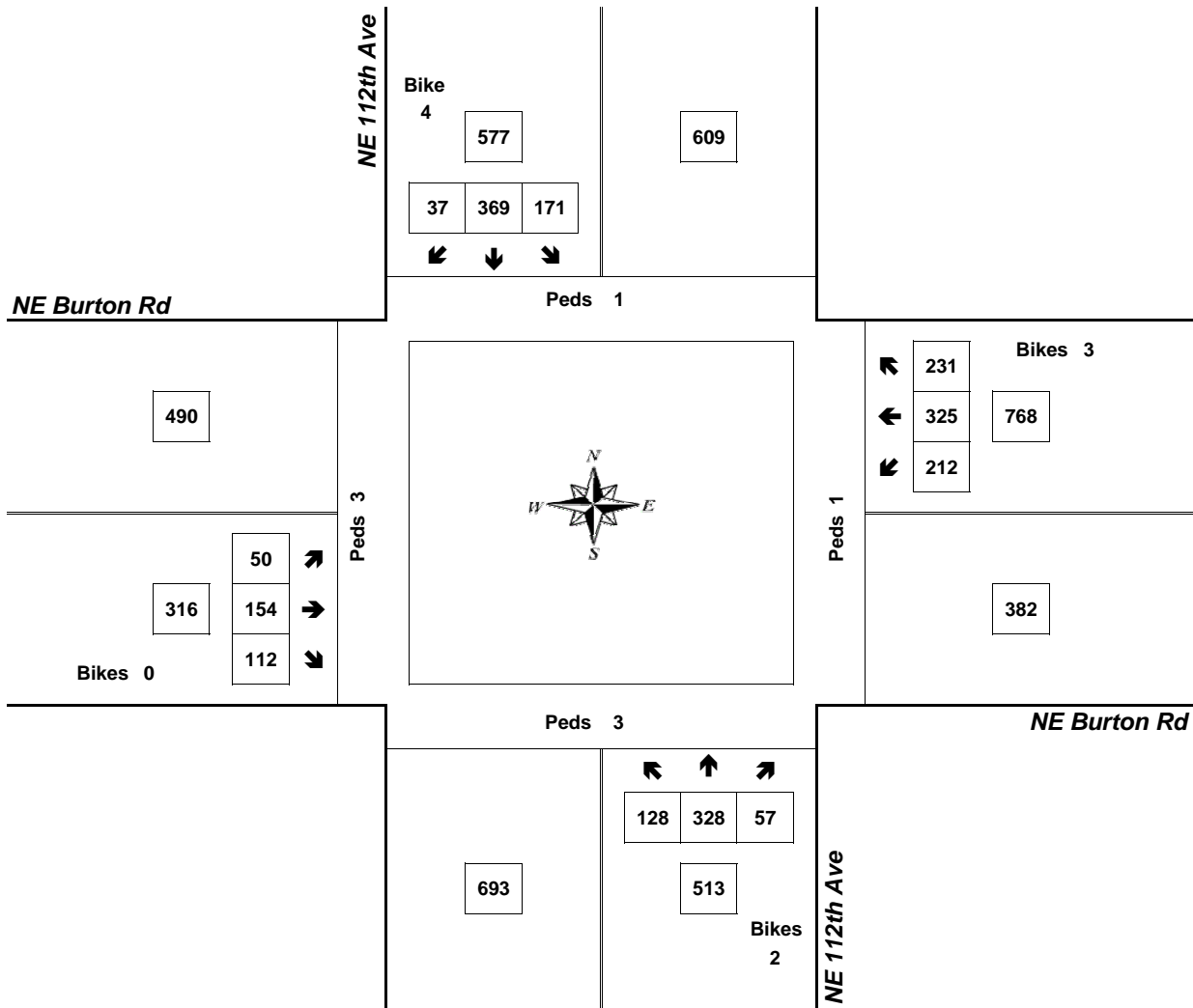
Peak Hour Summary



Clay Carney
(503) 833-2740

NE 112th Ave & NE Burton Rd

7:05 AM to 8:05 AM
11/9/2005



Approach	PHF	HV%	Volume
EB	0.92	4.7%	316
WB	0.89	4.9%	768
NB	0.78	4.3%	513
SB	0.83	5.5%	577
Intersection	0.85	4.9%	2,174

Count Period: 7:00 AM to 9:00 AM