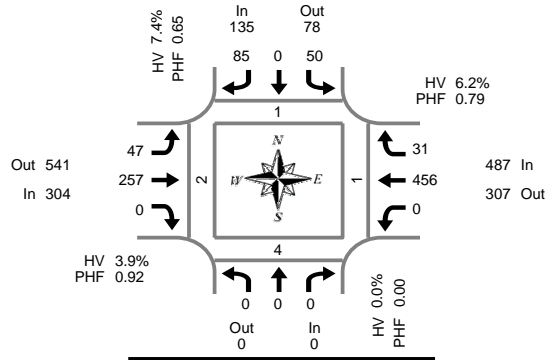


# Total Vehicle Summary



Clay Carney  
(503) 833-2740



**Peak Hour Summary**  
7:05 AM to 8:05 AM

## NE 109th Ave & NE Burton Rd

11/9/2005

7:00 AM to 9:00 AM

### 5-Minute Interval Summary

7:00 AM to 9:00 AM

Interval Start Time	Northbound NE 109th Ave				Southbound NE 109th Ave				Eastbound NE Burton Rd				Westbound NE Burton Rd				Interval Total	Pedestrians Crosswalk			
	L	T	R	Bikes	L	T	R	Bikes	L	T	R	Bikes	L	T	R	Bikes		North	South	East	West
07:00	0	0	0	0	2	0	3	0	3	21	0	0	0	18	0	0	47	1	0	0	0
07:05	0	0	0	0	3	0	4	0	1	24	0	0	0	30	0	0	62	0	0	0	1
07:10	0	0	0	0	6	0	4	0	2	25	0	2	0	38	3	0	78	0	0	0	0
07:15	0	0	0	0	4	0	7	0	2	22	0	0	0	38	3	0	76	0	0	0	0
07:20	0	0	0	0	2	0	3	1	9	20	0	0	0	21	3	2	58	0	0	0	0
07:25	0	0	0	0	3	0	5	0	9	21	0	0	0	55	4	0	97	0	0	1	0
07:30	0	0	0	0	4	0	7	0	2	19	0	1	0	35	0	0	67	0	1	0	0
07:35	0	0	0	0	10	0	10	0	4	18	0	1	0	58	3	0	103	0	0	0	0
07:40	0	0	0	0	2	0	15	0	5	29	0	0	0	35	1	0	87	0	0	0	0
07:45	0	0	0	0	6	0	9	1	3	19	0	0	0	38	3	0	78	0	2	0	1
07:50	0	0	0	0	5	0	5	0	4	18	0	0	0	36	4	1	72	0	1	0	0
07:55	0	0	0	0	3	0	8	0	2	23	0	1	0	33	4	0	73	0	0	0	0
08:00	0	0	0	0	2	0	8	0	4	19	0	0	0	39	3	0	75	1	0	0	0
08:05	0	0	0	0	3	0	3	0	4	13	0	0	0	29	1	0	53	0	0	0	1
08:10	0	0	0	0	2	0	3	0	4	19	0	0	0	22	1	0	51	0	0	0	0
08:15	0	0	0	0	5	0	2	1	3	23	0	0	0	22	0	1	55	0	0	0	0
08:20	0	0	0	0	3	0	1	1	2	26	0	1	0	25	2	0	59	0	2	0	0
08:25	0	0	0	0	4	0	6	0	2	33	0	0	0	24	0	0	69	0	0	0	0
08:30	0	0	0	0	3	0	6	0	1	21	0	0	0	17	2	2	50	0	0	0	0
08:35	0	0	0	0	2	0	4	0	0	20	1	0	0	23	3	0	53	0	1	0	0
08:40	0	0	0	0	3	0	3	0	3	21	4	0	0	30	1	1	65	0	0	0	0
08:45	0	0	0	0	5	0	4	0	3	23	0	0	0	33	1	0	69	0	0	0	0
08:50	0	0	0	0	5	0	4	0	4	27	0	0	0	16	2	0	58	1	0	0	0
08:55	0	0	0	0	7	0	6	0	5	21	0	0	0	18	0	0	57	0	0	0	0
Total Survey	0	0	0	0	94	0	130	4	81	525	5	6	0	733	44	7	1,612	3	7	1	3

### 15-Minute Interval Summary

7:00 AM to 9:00 AM

Interval Start Time	Northbound NE 109th Ave				Southbound NE 109th Ave				Eastbound NE Burton Rd				Westbound NE Burton Rd				Interval Total	Pedestrians Crosswalk			
	L	T	R	Bikes	L	T	R	Bikes	L	T	R	Bikes	L	T	R	Bikes		North	South	East	West
07:00	0	0	0	0	11	0	11	0	6	70	0	2	0	86	3	0	187	1	0	0	1
07:15	0	0	0	0	9	0	15	1	20	63	0	0	0	114	10	2	231	0	0	1	0
07:30	0	0	0	0	16	0	32	0	11	66	0	2	0	128	4	0	257	0	1	0	0
07:45	0	0	0	0	14	0	22	1	9	60	0	1	0	107	11	1	223	0	3	0	1
08:00	0	0	0	0	7	0	14	0	12	51	0	0	0	90	5	0	179	1	0	0	1
08:15	0	0	0	0	12	0	9	2	7	82	0	1	0	71	2	1	183	0	2	0	0
08:30	0	0	0	0	8	0	13	0	4	62	5	0	0	70	6	3	168	0	1	0	0
08:45	0	0	0	0	17	0	14	0	12	71	0	0	0	67	3	0	184	1	0	0	0
Total Survey	0	0	0	0	94	0	130	4	81	525	5	6	0	733	44	7	1,612	3	7	1	3

### Peak Hour Summary

7:05 AM to 8:05 AM

By Approach	Northbound NE 109th Ave				Southbound NE 109th Ave				Eastbound NE Burton Rd				Westbound NE Burton Rd				Total	Pedestrians Crosswalk			
	In	Out	Total	Bikes	In	Out	Total	Bikes	In	Out	Total	Bikes	In	Out	Total	Bikes		North	South	East	West
Volume	0	0	0	0	135	78	213	2	304	541	845	5	487	307	794	3	926	1	4	1	2
%HV	0.0%				7.4%				3.9%				6.2%				5.6%				
PHF	0.00				0.65				0.92				0.79				0.86				

By Movement	Northbound NE 109th Ave				Southbound NE 109th Ave				Eastbound NE Burton Rd				Westbound NE Burton Rd				Total				
	L	T	R	Total	L	T	R	Total	L	T	R	Total	L	T	R	Total					
Volume	0	0	0	0	50	0	85	135	47	257	0	304	0	456	31	487	926				
%HV	0.0%	0.0%	0.0%	0.0%	8.0%	0.0%	7.1%	7.4%	2.1%	4.3%	0.0%	3.9%	0.0%	6.4%	3.2%	6.2%	5.6%				
PHF	0.00	0.00	0.00	0.00	0.69	0.00	0.63	0.65	0.59	0.90	0.00	0.92	0.00	0.77	0.70	0.79	0.86				

### Rolling Hour Summary

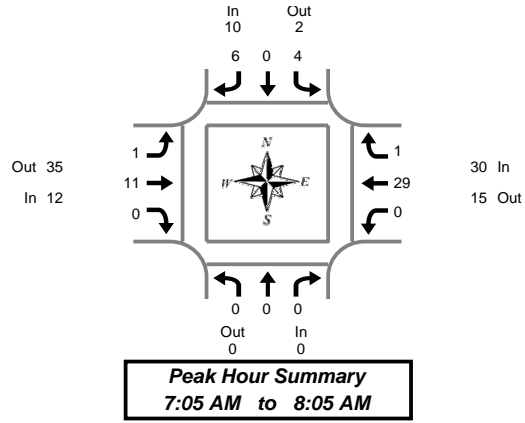
7:00 AM to 9:00 AM

Interval Start Time	Northbound NE 109th Ave				Southbound NE 109th Ave				Eastbound NE Burton Rd				Westbound NE Burton Rd				Interval Total	Pedestrians Crosswalk			
	L	T	R	Bikes	L	T	R	Bikes	L	T	R	Bikes	L	T	R	Bikes		North	South	East	West
07:00	0	0	0	0	50	0	80	2	46	259	0	5	0	435	28	3	898	1	4	1	2
07:15	0	0	0	0	46	0	83	2	52	240	0	3	0	439	30	3	890	1	4	1	2
07:30	0	0	0	0	49	0	77	3	39	259	0	4	0	396	22	2	842	1	6	0	2
07:45	0	0	0	0	41	0	58	3	32	255	5	2	0	338	24	5	753	1	6	0	2

# Heavy Vehicle Summary



Clay Carney  
(503) 833-2740



## NE 109th Ave & NE Burton Rd

11/9/2005

7:00 AM to 9:00 AM

### Heavy Vehicle 5-Minute Interval Summary

7:00 AM to 9:00 AM

Interval Start Time	Northbound NE 109th Ave				Southbound NE 109th Ave				Eastbound NE Burton Rd				Westbound NE Burton Rd				Interval Total
	L	T	R	Total	L	T	R	Total	L	T	R	Total	L	T	R	Total	
07:00	0	0	0	0	0	0	0	0	0	1	0	1	0	1	0	1	2
07:05	0	0	0	0	0	0	0	0	0	0	0	0	0	4	0	4	4
07:10	0	0	0	0	0	0	0	0	0	1	0	1	0	4	0	4	5
07:15	0	0	0	0	0	0	0	0	0	2	0	2	0	2	1	3	5
07:20	0	0	0	0	0	0	0	0	0	2	0	2	0	1	0	1	3
07:25	0	0	0	0	1	0	0	1	0	2	0	2	0	4	0	4	7
07:30	0	0	0	0	0	0	1	1	0	1	0	1	0	5	0	5	7
07:35	0	0	0	0	2	0	0	2	0	0	0	0	0	1	0	1	3
07:40	0	0	0	0	0	0	3	3	0	1	0	1	0	2	0	2	6
07:45	0	0	0	0	0	0	0	0	0	1	0	1	0	3	0	3	4
07:50	0	0	0	0	0	0	0	0	0	0	0	0	0	0	0	0	0
07:55	0	0	0	0	1	0	0	1	1	1	0	2	0	1	0	1	4
08:00	0	0	0	0	0	0	2	2	0	0	0	0	2	0	2	4	4
08:05	0	0	0	0	0	0	0	0	0	3	0	3	0	3	0	3	6
08:10	0	0	0	0	0	0	1	1	1	1	0	2	0	0	0	0	3
08:15	0	0	0	0	0	0	0	0	1	1	0	2	0	1	0	1	3
08:20	0	0	0	0	0	0	0	0	0	4	0	4	0	2	0	2	6
08:25	0	0	0	0	0	0	0	0	1	5	0	6	0	0	0	0	6
08:30	0	0	0	0	0	0	0	0	0	4	0	4	0	0	0	0	4
08:35	0	0	0	0	0	0	0	0	0	4	0	4	0	1	0	1	5
08:40	0	0	0	0	0	0	1	1	0	3	0	3	0	4	0	4	8
08:45	0	0	0	0	0	0	0	0	0	0	0	0	6	1	7	7	
08:50	0	0	0	0	0	0	0	0	0	2	0	2	0	1	1	2	4
08:55	0	0	0	0	1	0	2	3	0	4	0	4	0	1	0	1	8
Total Survey	0	0	0	0	5	0	10	15	4	43	0	47	0	49	3	52	114

### Heavy Vehicle 15-Minute Interval Summary

7:00 AM to 9:00 AM

Interval Start Time	Northbound NE 109th Ave				Southbound NE 109th Ave				Eastbound NE Burton Rd				Westbound NE Burton Rd				Interval Total
	L	T	R	Total	L	T	R	Total	L	T	R	Total	L	T	R	Total	
07:00	0	0	0	0	0	0	0	0	0	2	0	2	0	9	0	9	11
07:15	0	0	0	0	1	0	0	1	0	6	0	6	0	7	1	8	15
07:30	0	0	0	0	2	0	4	6	0	2	0	2	0	8	0	8	16
07:45	0	0	0	0	1	0	0	1	1	2	0	3	0	4	0	4	8
08:00	0	0	0	0	0	0	3	3	1	4	0	5	0	5	0	5	13
08:15	0	0	0	0	0	0	0	0	2	10	0	12	0	3	0	3	15
08:30	0	0	0	0	0	0	1	1	0	11	0	11	0	5	0	5	17
08:45	0	0	0	0	1	0	2	3	0	6	0	6	0	8	2	10	19
Total Survey	0	0	0	0	5	0	10	15	4	43	0	47	0	49	3	52	114

### Heavy Vehicle Peak Hour Summary

7:05 AM to 8:05 AM

By Approach	Northbound NE 109th Ave			Southbound NE 109th Ave			Eastbound NE Burton Rd			Westbound NE Burton Rd			Total
	In	Out	Total	In	Out	Total	In	Out	Total	In	Out	Total	
Volume	0	0	0	10	2	12	12	35	47	30	15	45	52
PHF	0.00			0.42			0.50			0.68			0.76

By Movement	Northbound NE 109th Ave				Southbound NE 109th Ave				Eastbound NE Burton Rd				Westbound NE Burton Rd				Total
	L	T	R	Total	L	T	R	Total	L	T	R	Total	L	T	R	Total	
Volume	0	0	0	0	4	0	6	10	1	11	0	12	0	29	1	30	52
PHF	0.00	0.00	0.00	0.00	0.33	0.00	0.38	0.42	0.25	0.46	0.00	0.50	0.00	0.73	0.25	0.68	0.76

### Heavy Vehicle Rolling Hour Summary

7:00 AM to 9:00 AM

Interval Start Time	Northbound NE 109th Ave				Southbound NE 109th Ave				Eastbound NE Burton Rd				Westbound NE Burton Rd				Interval Total
	L	T	R	Total	L	T	R	Total	L	T	R	Total	L	T	R	Total	
07:00	0	0	0	0	4	0	4	8	1	12	0	13	0	28	1	29	50
07:15	0	0	0	0	4	0	7	11	2	14	0	16	0	24	1	25	52
07:30	0	0	0	0	3	0	7	10	4	18	0	22	0	20	0	20	52
07:45	0	0	0	0	1	0	4	5	4	27	0	31	0	17	0	17	53

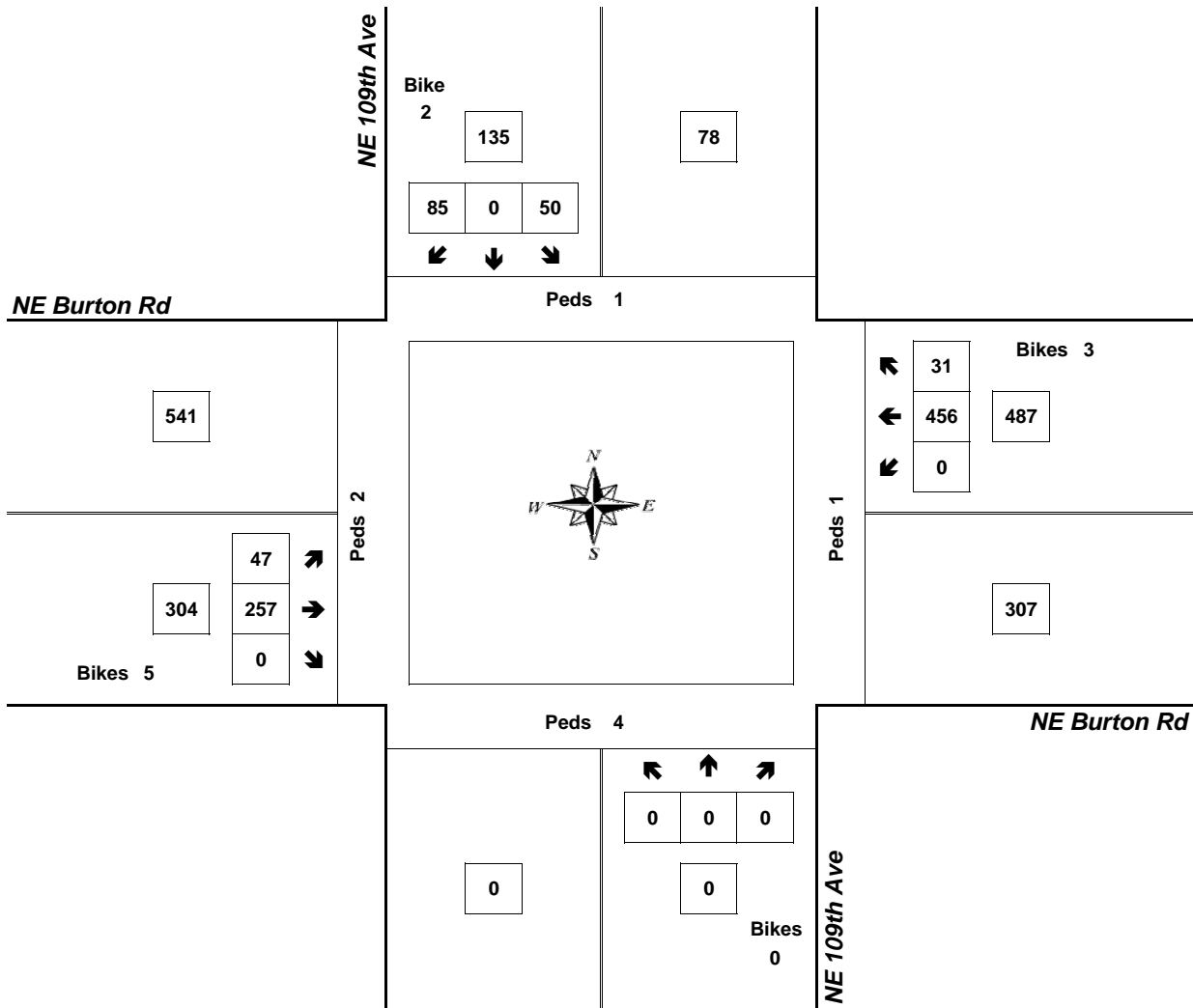
# Peak Hour Summary



Clay Carney  
(503) 833-2740

## NE 109th Ave & NE Burton Rd

7:05 AM to 8:05 AM  
11/9/2005



Approach	PHF	HV%	Volume
EB	0.92	3.9%	304
WB	0.79	6.2%	487
NB	0.00	0.0%	0
SB	0.65	7.4%	135
<b>Intersection</b>	<b>0.86</b>	<b>5.6%</b>	<b>926</b>

Count Period: 7:00 AM to 9:00 AM