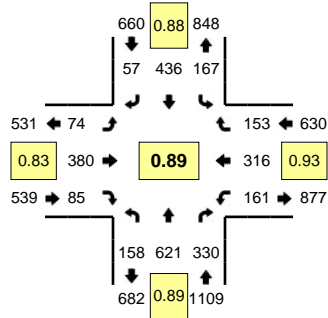
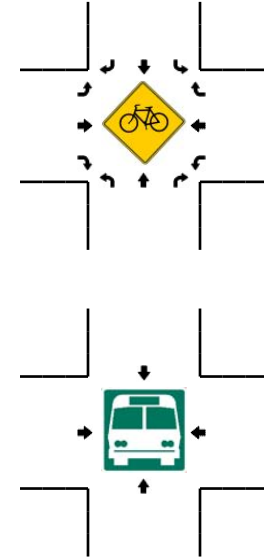
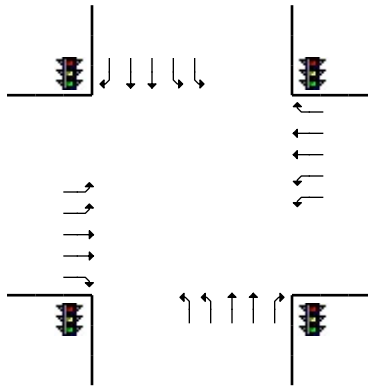
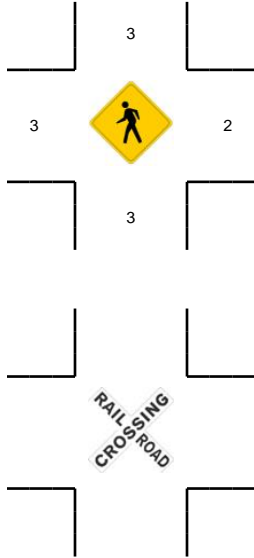
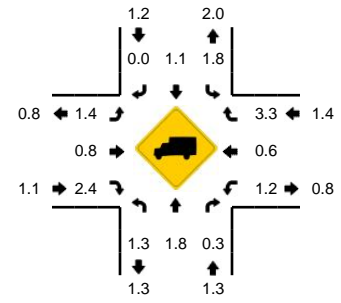


**LOCATION:** NE 138th Ave -- NE 18th St  
**CITY/STATE:** Vancouver, WA

**QC JOB #:** 10396411  
**DATE:** 12/4/2008



**Peak-Hour: 4:40 PM -- 5:40 PM**  
**Peak 15-Min: 5:05 PM -- 5:20 PM**



5-Min Count Period Beginning At	NE 138th Ave (Northbound)				NE 138th Ave (Southbound)				NE 18th St (Eastbound)				NE 18th St (Westbound)				Total	Hourly Totals
	Left	Thru	Right	U	Left	Thru	Right	U	Left	Thru	Right	U	Left	Thru	Right	U		
4:00 PM	9	31	30	0	16	22	8	0	4	28	10	0	16	24	14	0	212	
4:05 PM	3	53	23	0	9	40	5	0	7	29	4	0	14	33	16	0	236	
4:10 PM	11	53	20	0	9	33	1	0	5	26	12	0	10	32	18	0	230	
4:15 PM	14	47	27	0	13	47	2	0	5	12	13	0	13	18	7	0	218	
4:20 PM	11	37	25	0	14	38	8	0	5	26	12	0	17	21	13	0	227	
4:25 PM	10	43	28	0	10	25	3	0	2	28	9	0	18	26	20	0	222	
4:30 PM	7	49	22	0	8	49	4	0	9	21	6	0	18	23	10	0	226	
4:35 PM	6	38	27	0	18	37	3	0	5	42	3	0	9	17	12	0	217	
4:40 PM	12	49	26	0	14	32	5	0	5	20	9	0	13	19	15	0	219	
4:45 PM	16	50	34	0	13	35	4	0	4	36	10	0	12	24	15	0	253	
4:50 PM	11	54	13	0	7	32	7	0	2	24	5	0	12	32	11	0	210	
4:55 PM	13	51	22	0	19	30	3	0	11	29	8	0	22	17	13	0	238	2708
5:00 PM	9	47	26	0	12	36	4	0	4	40	9	0	6	31	15	0	239	2735
5:05 PM	19	68	32	0	14	33	5	0	9	49	6	0	14	28	11	0	288	2787
5:10 PM	11	43	27	0	15	41	5	0	8	24	3	0	13	25	9	0	224	2781
5:15 PM	23	62	26	0	21	52	8	0	10	34	3	0	15	38	17	0	309	2872
5:20 PM	6	37	24	0	11	28	6	0	4	33	9	0	11	27	13	0	209	2854
5:25 PM	8	62	34	0	17	37	6	0	9	24	6	0	18	20	9	0	250	2882
5:30 PM	15	45	34	0	14	40	4	0	3	33	12	0	11	29	13	0	253	2909
5:35 PM	15	53	32	0	10	40	0	0	5	34	5	0	14	26	12	0	246	2938
5:40 PM	9	49	24	0	17	35	4	0	5	25	3	0	14	22	10	0	217	2936
5:45 PM	8	40	21	0	21	34	4	0	5	22	11	0	8	22	6	0	202	2885
5:50 PM	9	33	17	0	11	33	7	0	7	19	6	0	13	22	11	0	188	2863
5:55 PM	4	38	10	0	13	34	9	0	2	30	9	0	8	15	8	0	180	2805
Peak 15-Min	Northbound				Southbound				Eastbound				Westbound				Total	
Flowrates	Left	Thru	Right	U	Left	Thru	Right	U	Left	Thru	Right	U	Left	Thru	Right	U		
All Vehicles	212	692	340	0	200	504	72	0	108	428	48	0	168	364	148	0	3284	
Heavy Trucks	0	16	4		4	4	0		4	8	0		0	4	4		48	
Pedestrians		4				0				0				0			4	
Bicycles																		
Railroad																		
Stopped Buses																		

Comments: