



# Diamond Traffic Counter

Interval  60 Min.  15 Min.

Raw  Collect Axle

Binned (CL/SP)  Speed X Axle

Count (Vol)  Speed

Enabled Lane No.  1  2  9  10

Direction Channel 1 \_\_\_\_\_

Direction Channel 2 \_\_\_\_\_

Direction Channel 9 \_\_\_\_\_

Direction Channel 10 \_\_\_\_\_

DATA No. \_\_\_\_\_

Counter No. \_\_\_\_\_ Count ID \_\_\_\_\_

SR \_\_\_\_\_ RRT \_\_\_\_\_ MP 0.02


Leg \_\_\_\_\_ Direction \_\_\_\_\_ OSID \_\_\_\_\_

Station Description - ON \_\_\_\_\_

ON SR 503 N/O SR 500 w/ye conn

Date	Day	Time	Comments
			Manual A _____ B _____ Counter A _____ B _____
			Manual A _____ B _____ Counter A _____ B _____
			Manual A <u>50</u> B _____ Counter A <u>50</u> B _____
			Manual A _____ B _____ Counter A _____ B _____
			Manual A _____ B _____ Counter A _____ B _____

### Sketch





# Diamond Traffic Counter

Interval  60 Min.  15 Min.

Raw  Collect Axle  
 Binned (CL/SP)  Speed X Axle  
 Count (Vol)  Speed

Enabled Lane No.  1  2  9  10

Direction Channel 1 \_\_\_\_\_  
 Direction Channel 2 \_\_\_\_\_  
 Direction Channel 9 \_\_\_\_\_  
 Direction Channel 10 \_\_\_\_\_

DATA FILE No. 7061

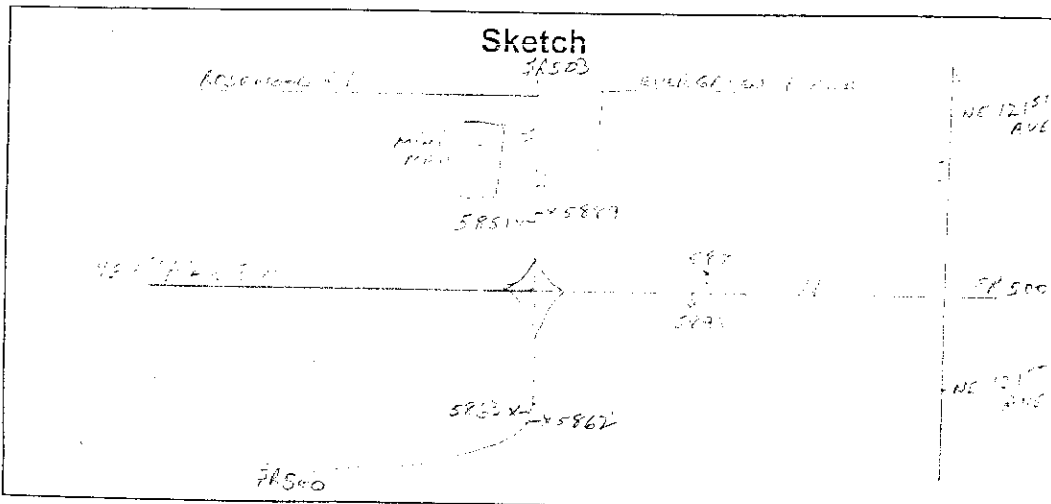
Counter No. 5800 Count ID 2018

SR 503 RRT \_\_\_\_\_ MP 0.02  
0.01

Leg 2 Direction NR OSID \_\_\_\_\_

Station Description - ON SR 503 N/O SR 500 WYE CONN

Date	Day	Time	Comments
3/14		1151	Manual A 25 B Counter A 25 B
3/15	3	0750	Manual A 51 B Counter A 51 B
3/16	4	1155	Manual A 61 B Counter A 61 B
3/17	5	1006	Manual A 55 B Counter A 54 B
3/18	2	0837	Manual A 1 B Counter A B



SR 503 MP 000.02 OFF SYSTEM ID. LEG 2 DIRECTION OF TRAFFIC SOUTHBOUND LANE ALL OF  
COUNT IDENTIFIER HPMS COUNTER NUMBER 005851 DESCRIPTION: ON SR 503 N/O SR 500 WYE CONN

03/14/05 MONDAY	AM HOURS												PM HOURS												DAILY TOTAL	
	12	1	2	3	4	5	6	7	8	9	10	11	12	1	2	3	4	5	6	7	8	9	10	11		12
00-15														294	271	324	299	288	251	252	148	125	84	44		
15-30														278	253	271	287	274	273	252	194	124	107	63	60	
30-45														266	294	257	259	307	295	243	204	113	101	56	46	
45-00														287	265	307	269	292	262	234	138	131	90	64	28	
TOT														831	1106	1106	1139	1172	1118	980	788	516	423	267	178	9624

AM PEAK HOUR 0000 TO 0000 VOLUME 0  
PM PEAK HOUR 0245 TO 0345 VOLUME 1177

03/15/05 TUESDAY	AM HOURS												PM HOURS												DAILY TOTAL					
	12	1	2	3	4	5	6	7	8	9	10	11	12	1	2	3	4	5	6	7	8	9	10	11		12				
00-15														338	264	280	255	298	305	292	294	317	296	279	235	158	109	65	56	
15-30														297	258	270	260	280	274	260	261	306	266	254	184	140	106	62	59	
30-45														286	273	233	240	268	290	286	259	306	318	234	184	115	109	65	51	
45-00														291	252	261	283	288	284	273	258	252	266	264	157	120	88	63	34	
TOT														1212	1047	1044	1038	1134	1153	1111	1072	1181	1146	1031	760	533	412	255	200	17083

AM PEAK HOUR 0715 TO 0815 VOLUME 1312  
PM PEAK HOUR 0345 TO 0445 VOLUME 1187

03/16/05 WEDNESDAY	AM HOURS												PM HOURS												DAILY TOTAL					
	12	1	2	3	4	5	6	7	8	9	10	11	12	1	2	3	4	5	6	7	8	9	10	11		12				
00-15														327	276	254	278	289	297	255	271	289	284	215	203	154	116	84	38	
15-30														339	264	259	295	306	271	247	277	283	262	247	218	115	117	75	53	
30-45														240	283	216	247	321	289	263	284	259	309	223	164	123	101	57	56	
45-00														290	285	246	303	328	296	279	265	252	244	217	126	113	94	70	36	
TOT														1196	1108	975	1123	1244	1153	1044	1097	1083	1099	902	711	505	428	286	183	16855

AM PEAK HOUR 0730 TO 0830 VOLUME 1305  
PM PEAK HOUR 1215 TO 0115 VOLUME 1252

STATE OF WASHINGTON - DEPARTMENT OF TRANSPORTATION  
TRIP SUMMARY  
15 MINUTE TRAFFIC COUNT SUMMARY

SR 503 MP 000.02 OFF SYSTEM ID. LEG 2 DIRECTION OF TRAFFIC SOUTHBOUND LANE ALL OF

COUNT IDENTIFIER HPMS COUNTER NUMBER 005851 DESCRIPTION: ON SR 503 N/O SR 500 WYE CONN

03/17/05	THURSDAY	AM HOURS												PM HOURS												DAILY TOTAL
		1	2	3	4	5	6	7	8	9	10	11	12	1	2	3	4	5	6	7	8	9	10	11	12	
00-15	33	17	18	27	27	49	160	308	322	277	252	259	292	307	284	262	293	280	262	235	182	127	82	44		
15-30	34	15	11	21	33	59	157	268	308	244	248	288	272	273	266	291	297	243	232	189	158	127	109	56		
30-45	26	17	13	16	22	89	203	301	245	299	227	286	253	295	264	266	265	308	230	198	126	98	82	57		
45-00	24	15	24	22	39	135	239	339	296	233	273	263	302	287	262	262	267	277	262	180	150	114	93	42		
HOUR	117	64	66	86	121	332	759	1216	1171	1053	1000	1096	1119	1162	1076	1081	1122	1108	986	802	616	466	366	199	17184	
TOT																										

AM PEAK HOUR 0730 TO 0830 VOLUME 1270  
PM PEAK HOUR 1245 TO 0145 VOLUME 1177

AM TOTAL 7081  
PM TOTAL 10103

03/18/05	FRIDAY	AM HOURS												PM HOURS												DAILY TOTAL
		1	2	3	4	5	6	7	8	9	10	11	12	1	2	3	4	5	6	7	8	9	10	11	12	
00-15	42	31	27	18	32	53	158	260	321																	
15-30	33	26	27	27	30	60	141	280	246																	
30-45	39	12	37	18	79	181	298																			
45-00	22	15	49	21	43	110	233	336																		
HOUR	136	84	139	84	124	302	713	1174	567																	
TOT																										

03/14/05 THRU 03/18/05  
TOTAL HOURS FOR COUNT 91

AM PEAK HOUR 0715 TO 0815 VOLUME 1235  
PM PEAK HOUR 0000 TO 0000 VOLUME 0

AM TOTAL 3323  
PM TOTAL 0

3 DAYS  
AVG WEEKDAY VOL 17041 X SEASONAL ADJ. FACTOR 0.9900 = 16871 X AXLE CORR FACTOR 0.9504 = ESTIMATED AVG DAILY TRAFFIC 16034

FACTOR GROUP GR-02

FACTOR GROUP GR-A2

SR 503 MP 000.02 OFF SYSTEM ID. LEG 2 DIRECTION OF TRAFFIC NORTHBOUND LANE ALL OF  
 COUNT IDENTIFIER HPMS COUNTER NUMBER 005889 DESCRIPTION: ON SR 503 N/O SR 500 WYE CONN

03/14/05	MONDAY												DAILY TOTAL												
	AM HOURS																								
00-15	12	1	2	3	4	5	6	7	8	9	10	11	12	PM HOURS											
1	2	3	4	5	6	7	8	9	10	11	12	1	2		3	4	5	6	7	8	9	10	11	12	
288	298	347	331	363	336	370	251	174	134	97	74	260	293	331	390	376	385	332	220	199	160	96	61		
30-45	284	289	323	355	378	387	334	214	171	109	58	320	263	315	384	385	380	274	203	157	131	71	51		
45-00	-----																								
HOUR	-----																								
TOT	1152	1143	1316	1460	1502	1488	1310	888	701	596	373	244	12173	AM TOTAL	0	PM TOTAL	12173	AM TOTAL	0	PM TOTAL	12173	AM TOTAL	0	PM TOTAL	12173

03/15/05	TUESDAY												DAILY TOTAL																
	AM HOURS																												
00-15	12	1	2	3	4	5	6	7	8	9	10	11	12	PM HOURS															
1	2	3	4	5	6	7	8	9	10	11	12	1	2		3	4	5	6	7	8	9	10	11	12					
50	31	26	23	18	19	62	163	204	211	219	235	339	294	304	309	357	401	369	276	217	152	131	78						
15-30	43	21	26	14	16	31	180	184	227	208	268	262	282	324	374	351	357	302	245	181	150	110	72						
30-45	38	20	14	16	12	28	209	176	235	218	280	302	294	266	374	384	397	304	225	204	147	108	64						
45-00	36	16	10	14	18	35	110	212	231	247	218	278	265	295	346	410	428	318	197	167	128	71	43						
HOUR	-----																												
TOT	167	88	76	67	64	113	338	736	776	904	892	1001	1181	1135	1189	1403	1502	1583	1293	943	769	577	420	257	17474				
														AM PEAK HOUR 1045 TO 1145 VOLUME	1030														
														PM PEAK HOUR 0500 TO 0600 VOLUME	1583														
														AM TOTAL	5222														
														PM TOTAL	12252														

03/16/05	WEDNESDAY												DAILY TOTAL																
	AM HOURS																												
00-15	12	1	2	3	4	5	6	7	8	9	10	11	12	PM HOURS															
1	2	3	4	5	6	7	8	9	10	11	12	1	2		3	4	5	6	7	8	9	10	11	12					
44	28	21	15	14	20	62	175	183	189	195	235	316	337	285	338	343	384	381	305	189	168	128	70						
15-30	46	26	18	18	6	61	179	180	212	207	247	303	311	350	313	349	334	319	284	204	164	89	70						
30-45	48	26	19	21	14	84	179	161	231	253	272	308	290	246	378	369	375	314	250	178	149	101	54						
45-00	45	29	14	10	15	111	190	197	190	252	257	317	303	318	377	386	357	295	227	202	142	94	59						
HOUR	-----																												
TOT	183	109	72	64	49	128	318	723	721	822	907	1011	1244	1241	1199	1406	1447	1450	1309	1066	773	623	412	253	17530				
														AM PEAK HOUR 1100 TO 1200 VOLUME	1011														
														PM PEAK HOUR 0415 TO 0515 VOLUME	1488														
														AM TOTAL	5107														
														PM TOTAL	12423														

SR 503 MP 000.02 OFF SYSTEM ID. LEG 2 DIRECTION OF TRAFFIC NORTHBOUND LANE ALL OF

COUNT IDENTIFIER HPMS COUNTER NUMBER 005889 DESCRIPTION: ON SR 503 N/O SR 500 WYE CONN

03/17/05 THURSDAY	AM HOURS												PM HOURS	DAILY TOTAL											
	1	2	3	4	5	6	7	8	9	10	11	12			1	2	3	4	5	6	7	8	9	10	11
12	1	2	3	4	5	6	7	8	9	10	11	12	1	2	3	4	5	6	7	8	9	10	11	12	2085
41	29	20	27	19	24	62	144	203	184	196	244	262	302	301	299	352	383	364	269	214	160	132	75	167	
46	26	23	29	17	39	67	184	203	219	207	221	252	340	330	339	350	344	323	259	194	167	102	86	102	
50	29	27	9	18	35	87	163	174	193	228	242	268	317	361	410	388	294	246	185	158	128	77	128		
45-00	40	23	15	11	21	46	116	195	205	256	260	289	247	277	351	372	408	328	198	177	153	85	85		
TOT	177	107	85	76	75	144	332	666	775	801	887	967	1071	1171	1225	1350	1484	1523	972	770	638	447	294	17346	
											AM PEAK HOUR 1100 TO 1200 VOLUME												967		
											PM PEAK HOUR 0500 TO 0600 VOLUME												1523		

03/18/05 FRIDAY	AM HOURS												PM HOURS	DAILY TOTAL											
	1	2	3	4	5	6	7	8	9	10	11	12			1	2	3	4	5	6	7	8	9	10	11
12	1	2	3	4	5	6	7	8	9	10	11	12	1	2	3	4	5	6	7	8	9	10	11	12	2085
57	38	21	22	12	20	65	139	179	179	184	184	184	179	179	179	179	179	179	179	179	179	179	179	179	
45	41	38	15	18	38	85	171	184	184	184	184	184	184	184	184	184	184	184	184	184	184	184	184	184	
30-45	64	43	20	18	16	44	83	151	151	151	151	151	151	151	151	151	151	151	151	151	151	151	151	151	
45-00	42	29	28	18	21	31	119	170	170	170	170	170	170	170	170	170	170	170	170	170	170	170	170	170	
TOT	208	151	107	73	67	133	352	631	363	363	363	363	363	363	363	363	363	363	363	363	363	363	363	2085	
											AM PEAK HOUR 0730 TO 0830 VOLUME												684		
											PM PEAK HOUR 0000 TO 0000 VOLUME												0		

03/14/05 THRU 03/18/05  
 TOTAL HOURS FOR COUNT 92  
 3 DAYS  
 AVG WEEKDAY VOL 17450 X SEASONAL ADJ. FACTOR 0.9900 = 17276 X AXLE CORR FACTOR 0.9504 = ESTIMATED AVG DAILY TRAFFIC 16419

FACTOR GROUP GR-02  
 FACTOR GROUP GR-A2  
 AM TOTAL 2085  
 PM TOTAL 0  
 DAILY TOTAL 2085

SR 503 MP 000.02 OFF SYSTEM ID. LEG 2 DIRECTION OF TRAFFIC BOTH WAYS LANE ALL OF

COUNT IDENTIFIER HPMS COUNTER NUMBER 005889 DESCRIPTION: ON SR 503 N/O SR 500 WYE CONN

03/14/05 MONDAY	AM HOURS												PM HOURS												DAILY TOTAL
	1	2	3	4	5	6	7	8	9	10	11	12	1	2	3	4	5	6	7	8	9	10	11	12	
12	1	2	3	4	5	6	7	8	9	10	11	12	1	2	3	4	5	6	7	8	9	10	11	12	118
1	2	3	4	5	6	7	8	9	10	11	12	1	2	3	4	5	6	7	8	9	10	11	12	121	
																									104
																									79
																									135
																									422
																									21509
TOT	1695 2249 2422 2599 2674 2606 2290 1676 1217 1019 640 422												0												21509
	AM PEAK HOUR 0000 TO 0000 VOLUME 0												AM PEAK HOUR 0400 TO 0500 VOLUME 2674												0
	PM PEAK HOUR 0000 TO 0000 VOLUME 0												PM PEAK HOUR 0400 TO 0500 VOLUME 2674												0

03/15/05 TUESDAY	AM HOURS												PM HOURS												DAILY TOTAL
	1	2	3	4	5	6	7	8	9	10	11	12	1	2	3	4	5	6	7	8	9	10	11	12	
12	1	2	3	4	5	6	7	8	9	10	11	12	1	2	3	4	5	6	7	8	9	10	11	12	134
1	2	3	4	5	6	7	8	9	10	11	12	1	2	3	4	5	6	7	8	9	10	11	12	131	
																									115
																									77
																									134
																									457
																									34557
TOT	262 148 143 146 170 432 1107 1995 1988 1951 1936 2039 2315 2288 2300 2475 2683 2729 2324 1703 1302 989 675 457												2089												12317
	AM PEAK HOUR 0715 TO 0815 VOLUME 2089												AM PEAK HOUR 0500 TO 0600 VOLUME 2729												2089
	PM PEAK HOUR 0500 TO 0600 VOLUME 2729												PM PEAK HOUR 0500 TO 0600 VOLUME 2729												2729

03/16/05 WEDNESDAY	AM HOURS												PM HOURS												DAILY TOTAL
	1	2	3	4	5	6	7	8	9	10	11	12	1	2	3	4	5	6	7	8	9	10	11	12	
12	1	2	3	4	5	6	7	8	9	10	11	12	1	2	3	4	5	6	7	8	9	10	11	12	108
1	2	3	4	5	6	7	8	9	10	11	12	1	2	3	4	5	6	7	8	9	10	11	12	123	
																									110
																									95
																									164
																									436
																									34385
TOT	291 184 127 136 173 455 1059 1939 1917 1930 1882 2134 2488 2394 2243 2503 2530 2549 2211 1777 1278 1051 698 436												2134												12227
	AM PEAK HOUR 1100 TO 1200 VOLUME 2134												AM PEAK HOUR 0445 TO 0545 VOLUME 2586												2134
	PM PEAK HOUR 0445 TO 0545 VOLUME 2586												PM PEAK HOUR 0445 TO 0545 VOLUME 2586												2586

SR 503 MP 000.02 OFF SYSTEM ID. LEG 2 DIRECTION OF TRAFFIC BOTH WAYS LANE ALL OF

COUNT IDENTIFIER HPMS COUNTER NUMBER 005889 DESCRIPTION: ON SR 503 W/O SR 500 WYE CONN

03/17/05 THURSDAY	AM HOURS												PM HOURS												DAILY TOTAL
	1	2	3	4	5	6	7	8	9	10	11	12	1	2	3	4	5	6	7	8	9	10	11	12	
12	1	2	3	4	5	6	7	8	9	10	11	12	1	2	3	4	5	6	7	8	9	10	11	12	294
TOT	171	151	162	196	476	1091	1882	1946	1854	1887	2063	2190	2333	2301	2431	2606	2631	2295	1774	1386	1104	813	493	34530	

AM PEAK HOUR 1045 TO 1145 VOLUME 2069  
PM PEAK HOUR 0500 TO 0600 VOLUME 2631

03/18/05 FRIDAY	AM HOURS												PM HOURS												DAILY TOTAL
	1	2	3	4	5	6	7	8	9	10	11	12	1	2	3	4	5	6	7	8	9	10	11	12	
12	1	2	3	4	5	6	7	8	9	10	11	12	1	2	3	4	5	6	7	8	9	10	11	12	344
TOT	235	246	157	191	435	1065	1805	930																5408	

AM PEAK HOUR 0715 TO 0815 VOLUME 1906  
PM PEAK HOUR 0000 TO 0000 VOLUME 0

03/14/05 THRU 03/18/05  
TOTAL HOURS FOR COUNT 91

3 DAYS  
 AVG WEEKDAY VOL 34491 X SEASONAL ADJ. FACTOR 0.9900 = 34146 X AXLE CORR FACTOR 0.9504 = ESTIMATED AVG DAILY TRAFFIC 32452  
 PEAK HOUR PERCENTAGES: K = 7.91 D = 58.01  
 PEAK HOUR LOCATION : VOLUME = 2729 DATE: 03/15/05 TIME: 05:00 PM





# Diamond Traffic Counter

Interval  60 Min.  15 Min.

Raw  Collect Axle  
 Binned (CL/SP)  Speed X Axle  
 Count (Vol)  Speed

Enabled Lane No.  1  2  9  10

Direction Channel 1 10  
 Direction Channel 2 \_\_\_\_\_  
 Direction Channel 9 \_\_\_\_\_  
 Direction Channel 10 \_\_\_\_\_

DATA FILE No. 7061

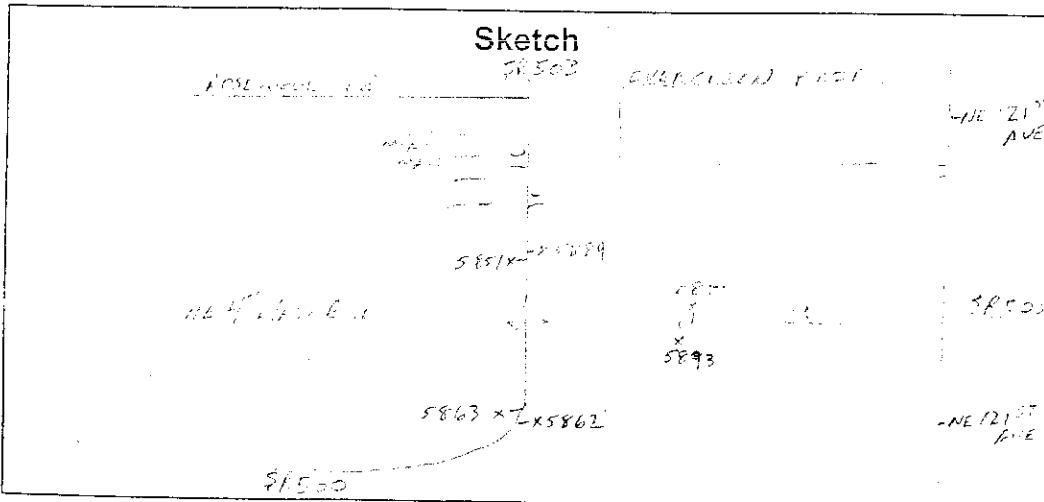
Counter No. 5871-<sup>W22</sup> Count ID 4400

SR 500 RRT \_\_\_\_\_ MP 5.97

Leg 2 Direction W/B OSID \_\_\_\_\_

Station Description - ON SR 500 E/O SR 500/SR 503 WYE CONNS  
DN SR 500 E/O SR 500/SR 503 WYE CONNS

Date	Day	Time	Comments
2/14/05	2	1142	Manual A 21 B Counter A 21 B <i>305 107 0 500 2</i>
3/15	3	0742	Manual A 53 B Counter A 53 B <i>342 08 05 102</i>
3/16	4	1150	Manual A 54 B Counter A 51 B <i>CHK OK 25/102</i>
3/17	5	1001	Manual A 57 B Counter A 55 B <i>SP 2 CHK OK 25/102</i>
3/18	6	0833	Manual A 1 B Counter A 1 B <i>P.U. 08 05 102</i>



*B. Johnson*  
 Field Person



# Diamond Traffic Counter

Interval  60 Min.  15 Min.

Raw  Collect Axle  
 Binned (CL/SP)  Speed X Axle  
 Count (Vol)  Speed

Enabled Lane No.  1  2  9  10

Direction Channel 1 EP

Direction Channel 2 \_\_\_\_\_

Direction Channel 9 \_\_\_\_\_

Direction Channel 10 \_\_\_\_\_

DATA FILE No. 706

Counter No. 5823-12 Count ID 17745

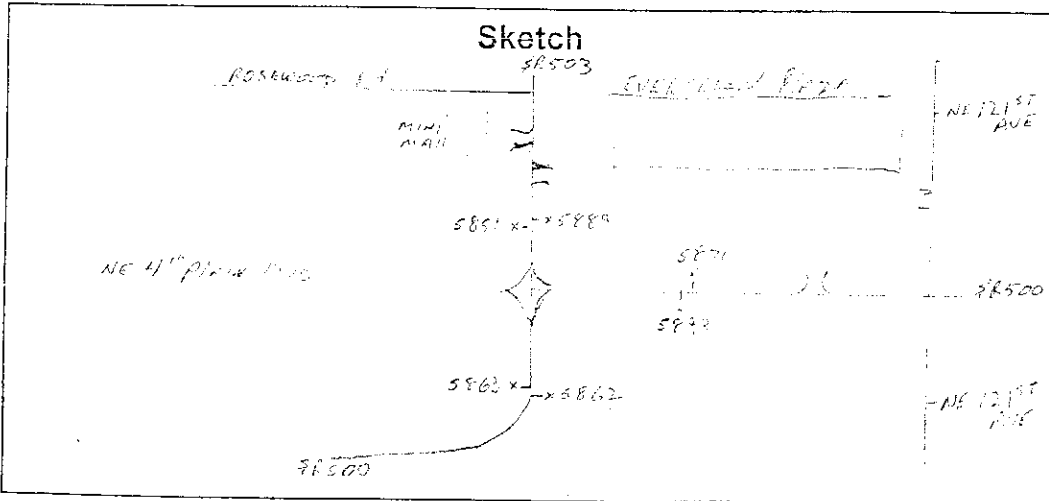
SR 500 RRT \_\_\_\_\_ MP 5.97

Leg 2 Direction EP OSID \_\_\_\_\_

Station Description - ON SR 500 E/O SR 500/SR 503 W/YE CONNS

Date	Day	Time	Comments
3/14/05	2	1135	Manual A 21 B Counter A 21 B SET UP
3/15	3	0737	Manual A 50 B Counter A 50 B CHK OK
3/16	4	1117	Manual A 54 B Counter A 53 B CHK OK
3/17	5	0924	Manual A 53 B Counter A 52 B CHK OK
3/18	6	0819	Manual A 1 B Counter A 1 B CHK OK

### Sketch



*R. Journal*

Field Person

SR 500 MP 005.97 OFF SYSTEM ID. LEG 2 DIRECTION OF TRAFFIC WESTBOUND LANE ALL OF

COUNT IDENTIFIER HPMS COUNTER NUMBER 005871 DESCRIPTION: ON SR 500 E/O SR 500/SR 503 WYE CONNS

03/14/05 MONDAY AM HOURS PM HOURS DAILY TOTAL

12 1 2 3 4 5 6 7 8 9 10 11 12 1 2 3 4 5 6 7 8 9 10 11 12

00-15 36 16 13 13 22 76 221 377 452 333 263 277 266 300 283 261 296 301 250 267 123 104 74 33

15-30 11 10 12 11 20 77 245 345 342 308 250 306 275 260 275 263 278 247 249 171 104 93 45 47

30-45 16 15 9 10 48 418 305 418 357 277 235 263 305 270 296 298 253 278 245 170 102 94 66 36

45-00 22 16 6 14 60 192 349 376 295 288 235 290 272 264 271 288 289 288 225 149 74 61 51 31

HOUR 85 57 40 48 150 455 1120 1516 1446 1206 983 1136 1118 1094 1125 1110 1116 1114 969 757 403 352 236 147 17783

TOT 68 64 59 62 150 428 1149 1558 1476 1269 1003 1136 1133 1094 1033 1091 1140 1245 1030 803 467 361 250 132 18201

03/15/05 TUESDAY AM HOURS PM HOURS DAILY TOTAL

12 1 2 3 4 5 6 7 8 9 10 11 12 1 2 3 4 5 6 7 8 9 10 11 12

00-15 26 15 20 19 33 72 241 388 451 327 253 293 320 290 233 272 277 324 283 250 144 104 78 45

15-30 20 12 9 26 81 215 366 346 343 262 278 265 280 263 255 272 279 238 195 119 89 58 34 45

30-45 13 21 13 14 33 111 322 408 367 310 262 275 304 255 263 288 316 323 261 190 108 84 33 33

45-00 9 16 17 20 58 164 371 396 312 289 226 290 244 269 274 276 275 319 248 168 96 84 56 20

HOUR 68 64 59 62 150 428 1149 1558 1476 1269 1003 1136 1133 1094 1033 1091 1140 1245 1030 803 467 361 250 132 18201

TOT 68 64 59 62 150 428 1149 1558 1476 1269 1003 1136 1133 1094 1033 1091 1140 1245 1030 803 467 361 250 132 18201

03/16/05 WEDNESDAY AM HOURS PM HOURS DAILY TOTAL

12 1 2 3 4 5 6 7 8 9 10 11 12 1 2 3 4 5 6 7 8 9 10 11 12

00-15 36 16 13 13 22 76 221 377 452 333 263 277 266 300 283 261 296 301 250 267 123 104 74 33

15-30 11 10 12 11 20 77 245 345 342 308 250 306 275 260 275 263 278 247 249 171 104 93 45 47

30-45 16 15 9 10 48 418 305 418 357 277 235 263 305 270 296 298 253 278 245 170 102 94 66 36

45-00 22 16 6 14 60 192 349 376 295 288 235 290 272 264 271 288 289 288 225 149 74 61 51 31

HOUR 85 57 40 48 150 455 1120 1516 1446 1206 983 1136 1118 1094 1125 1110 1116 1114 969 757 403 352 236 147 17783

TOT 68 64 59 62 150 428 1149 1558 1476 1269 1003 1136 1133 1094 1033 1091 1140 1245 1030 803 467 361 250 132 18201

AM PEAK HOUR 0715 TO 0815 VOLUME 1591

PM PEAK HOUR 0330 TO 0430 VOLUME 1160

AM TOTAL 8242

PM TOTAL 9541

SR 500 MP 005.97 OFF SYSTEM ID. LEG 2 DIRECTION OF TRAFFIC WESTBOUND LANE ALL OF

COUNT IDENTIFIER HPMS COUNTER NUMBER 005871 DESCRIPTION: ON SR 500 E/O SR 500/SR 503 WYE CONNS

03/17/05	THURSDAY												DAILY TOTAL											
	AM HOURS						PM HOURS																	
	1	2	3	4	5	6	7	8	9	10	11	12	1	2	3	4	5	6	7	8	9	10	11	12
00-15	12	1	2	3	4	5	6	7	8	9	10	11	12	1	2	3	4	5	6	7	8	9	10	11
15-30	34	18	13	18	32	64	235	387	460	331	285	244	301	273	283	267	291	291	249	253	129	111	86	56
30-45	16	15	21	15	23	75	217	347	347	310	233	285	263	295	230	280	232	266	268	238	129	86	69	43
45-00	19	14	10	10	35	104	307	399	362	277	264	249	268	250	248	282	296	304	280	182	121	110	37	37
TOT	92	56	56	61	140	414	1112	1539	1474	1207	1028	1066	1081	1071	1021	1123	1092	1138	1018	856	501	400	291	166
									AM PEAK HOUR 0715 TO 0815 VOLUME 1612							PM PEAK HOUR 0315 TO 0415 VOLUME 1147						AM TOTAL 8245		PM TOTAL 9758

03/18/05	FRIDAY												DAILY TOTAL											
	AM HOURS						PM HOURS																	
	1	2	3	4	5	6	7	8	9	10	11	12	1	2	3	4	5	6	7	8	9	10	11	12
00-15	12	1	2	3	4	5	6	7	8	9	10	11	12	1	2	3	4	5	6	7	8	9	10	11
15-30	28	26	12	18	24	55	223	338	460	310	233	285	263	295	230	280	232	266	268	238	129	86	69	43
30-45	36	16	20	12	20	72	231	321	318	264	249	268	250	248	282	296	304	280	182	121	110	37	37	
45-00	31	31	17	18	37	111	284	410	374	289	246	288	249	253	260	294	273	277	221	183	122	93	71	
TOT	117	89	62	70	131	390	1060	1443	778	778	778	778	778	778	778	778	778	778	778	778	778	778	778	778
									AM PEAK HOUR 0715 TO 0815 VOLUME 1565							PM PEAK HOUR 0000 TO 0000 VOLUME 0						AM TOTAL 4140		PM TOTAL 0

03/14/05 THRU 03/18/05 TOTAL HOURS FOR COUNT 92

3 DAYS AVG WEEKDAY VOL 17996 X SEASONAL ADJ. FACTOR 0.9900 = 17816 X AXLE CORR FACTOR 0.9663 = ESTIMATED AVG DAILY TRAFFIC 17216

FACTOR GROUP GR-02  
FACTOR GROUP CB-20

SR 500 MP 005.97 OFF SYSTEM ID. LEG 2 DIRECTION OF TRAFFIC EASTBOUND LANE ALL OF  
 COUNT IDENTIFIER HPMS COUNTER NUMBER 005893 DESCRIPTION: ON SR 500 E/O SR 500/SR 503 WYE CONNS

COUNT IDENTIFIER	HPMS	AM HOURS												PM HOURS	DAILY TOTAL														
		1	2	3	4	5	6	7	8	9	10	11	12																
03/14/05 MONDAY		12	1	2	3	4	5	6	7	8	9	10	11	12	1	2	3	4	5	6	7	8	9	10	11	12	261		
00-15															282	282	312	363	412	503	518	357	238	209	129	91			
15-30															295	277	314	334	466	506	518	279	232	189	92	68			
30-45															322	298	348	398	491	559	453	289	212	171	103	64			
45-00															261	311	321	338	452	507	558	424	245	200	161	100	68		
HOUR																													
TOT															261	1210	1178	1312	1547	1876	2126	1913	1170	882	730	424	291	14920	

AM PEAK HOUR 0000 TO 0000 VOLUME 0  
 PM PEAK HOUR 0530 TO 0630 VOLUME 2153  
 AM TOTAL 261  
 PM TOTAL 14659

COUNT IDENTIFIER	HPMS	AM HOURS												PM HOURS	DAILY TOTAL																									
		1	2	3	4	5	6	7	8	9	10	11	12																											
03/15/05 TUESDAY		12	1	2	3	4	5	6	7	8	9	10	11	12	1	2	3	4	5	6	7	8	9	10	11	12	205													
00-15															58	31	29	20	20	24	58	195	223	190	217	221	295	274	287	353	420	553	489	331	257	218	156	88		
15-30															46	22	22	10	13	10	83	185	228	165	215	254	287	291	330	390	466	537	433	295	248	213	143	66		
30-45															51	26	37	13	13	25	101	191	207	208	208	279	337	288	354	418	504	516	397	288	212	196	101	77	77	76
45-00															50	28	24	21	12	33	110	193	201	194	190	310	308	289	332	446	487	512	361	254	199	183	113	76		
HOUR																																								
TOT															205	107	112	64	58	92	352	764	859	757	830	1064	1227	1142	1303	1607	1877	2118	1680	1168	916	810	513	307	19932	

AM PEAK HOUR 1100 TO 1200 VOLUME 1064  
 PM PEAK HOUR 0500 TO 0600 VOLUME 2118  
 AM TOTAL 5264  
 PM TOTAL 14668

COUNT IDENTIFIER	HPMS	AM HOURS												PM HOURS	DAILY TOTAL																									
		1	2	3	4	5	6	7	8	9	10	11	12																											
03/16/05 WEDNESDAY		12	1	2	3	4	5	6	7	8	9	10	11	12	1	2	3	4	5	6	7	8	9	10	11	12	219													
00-15															59	35	23	18	16	15	50	179	182	211	173	211	277	263	296	385	445	492	487	337	255	209	149	92		
15-30															49	32	22	8	17	31	67	208	178	180	194	280	289	319	299	351	423	499	461	336	238	188	117	52		
30-45															61	35	20	9	8	30	93	184	191	171	207	263	292	326	307	427	546	546	403	315	241	184	111	83		
45-00															50	31	21	15	23	41	124	196	195	216	209	281	342	271	381	468	463	463	382	247	215	195	117	45		
HOUR																																								
TOT															219	133	86	50	64	117	334	767	746	778	783	1035	1200	1179	1283	1552	1802	2000	1733	1235	949	776	494	272	19587	

AM PEAK HOUR 1100 TO 1200 VOLUME 1035  
 PM PEAK HOUR 0445 TO 0545 VOLUME 2005  
 AM TOTAL 5112  
 PM TOTAL 14475

SR 500 MP 005.97 OFF SYSTEM ID. LEG 2 DIRECTION OF TRAFFIC EASTBOUND LANE ALL OF

COUNT IDENTIFIER HPMS COUNTER NUMBER 005893 DESCRIPTION: ON SR 500 E/O SR 500/SR 503 WYE CONNS

03/17/05 THURSDAY	AM HOURS												PM HOURS												DAILY TOTAL
	1	2	3	4	5	6	7	8	9	10	11	12	1	2	3	4	5	6	7	8	9	10	11	12	
12	1	2	3	4	5	6	7	8	9	10	11	12	1	2	3	4	5	6	7	8	9	10	11	12	170
61	30	23	27	7	15	50	185	243	208	218	191	266	280	305	359	451	515	468	338	234	228	170	104		
15-30	56	21	19	12	24	45	210	284	173	174	255	300	304	309	365	456	484	426	307	244	198	142	100		
30-45	70	31	34	17	19	99	197	213	154	195	281	280	291	335	394	502	573	432	256	217	241	131	97		
45-00	47	26	27	16	9	34	99	191	221	172	211	260	278	281	289	421	491	356	261	234	196	138	58		
TOT	234	125	105	79	45	92	293	783	961	707	798	987	1124	1156	1238	1539	1900	2082	1682	1162	929	863	581	359	
									AM PEAK HOUR 1100 TO 1200 VOLUME												AM TOTAL		5209		
									PM PEAK HOUR 0500 TO 0600 VOLUME												PM TOTAL		14615		

03/18/05 FRIDAY	AM HOURS												PM HOURS												DAILY TOTAL
	1	2	3	4	5	6	7	8	9	10	11	12	1	2	3	4	5	6	7	8	9	10	11	12	
12	1	2	3	4	5	6	7	8	9	10	11	12	1	2	3	4	5	6	7	8	9	10	11	12	1752
88	40	27	34	13	16	44	173																		
15-30	53	37	29	12	28	46	145																		
30-45	82	43	35	26	19	20	103	187																	
45-00	49	39	26	15	19	26	93	161																	
TOT	272	159	112	104	63	90	286	666																	
									AM PEAK HOUR 0700 TO 0800 VOLUME												AM TOTAL		1752		
									PM PEAK HOUR 0000 TO 0000 VOLUME												PM TOTAL		0		

03/14/05 THRU 03/18/05 92  
 TOTAL HOURS FOR COUNT  
 3 DAYS  
 AVG WEEKDAY VOL 19781 X SEASONAL ADJ. FACTOR 0.9900 = 19583 X AXLE CORR FACTOR 0.9663 = ESTIMATED AVG DAILY TRAFFIC 18923  
 FACTOR GROUP GR-02  
 FACTOR GROUP CB-20

SR 500 MP 005.97 OFF SYSTEM ID. LEG 2 DIRECTION OF TRAFFIC BOTH WAYS LANE ALL OF

COUNT IDENTIFIER HPMS COUNTER NUMBER 005893 DESCRIPTION: ON SR 500 E/O SR 500/SR 503 WYE CONNS

COUNT IDENTIFIER	HPMS	AM HOURS												PM HOURS	DAILY TOTAL												
		1	2	3	4	5	6	7	8	9	10	11	12														
03/14/05 MONDAY		12	1	2	3	4	5	6	7	8	9	10	11	12	1	2	3	4	5	6	7	8	9	10	11	12	
00-15															622	561	565	595	728	783	779	588	407	288	199	140	
15-30															575	535	595	627	768	787	764	499	352	282	160	103	
30-45															584	541	618	701	805	862	682	476	312	250	154	97	
45-00															502	545	569	610	731	789	828	663	397	230	162	91	
HOUR															502	2326	2206	2388	2654	3090	3260	2888	1960	1380	1050	675	431
TOT																											

AM PEAK HOUR 0000 TO 0000 VOLUME 0  
 PM PEAK HOUR 0500 TO 0600 VOLUME 3260  
 AM TOTAL 502  
 PM TOTAL 24308

COUNT IDENTIFIER	HPMS	AM HOURS												PM HOURS	DAILY TOTAL																							
		1	2	3	4	5	6	7	8	9	10	11	12																									
03/15/05 TUESDAY		12	1	2	3	4	5	6	7	8	9	10	11	12	1	2	3	4	5	6	7	8	9	10	11	12												
00-15															84	46	49	39	53	96	299	583	674	517	470	514	615	564	520	625	697	877	772	581	401	322	234	133
15-30															66	34	31	19	39	91	298	551	574	508	477	532	552	571	593	645	738	816	671	490	367	302	201	100
30-45															64	47	50	27	46	136	423	599	574	518	470	554	641	617	706	820	839	658	478	320	280	159	110	
45-00															59	44	41	41	70	197	481	589	513	483	416	600	552	558	606	722	762	831	609	422	295	267	169	96
HOUR															273	171	171	126	208	520	1501	2322	2335	2026	1833	2200	2360	2236	2336	2698	3017	3363	2710	1971	1383	1171	763	439
TOT																																						

AM PEAK HOUR 0730 TO 0830 VOLUME 2436  
 PM PEAK HOUR 0500 TO 0600 VOLUME 3363  
 AM TOTAL 13686  
 PM TOTAL 24447

COUNT IDENTIFIER	HPMS	AM HOURS												PM HOURS	DAILY TOTAL																							
		1	2	3	4	5	6	7	8	9	10	11	12																									
03/16/05 WEDNESDAY		12	1	2	3	4	5	6	7	8	9	10	11	12	1	2	3	4	5	6	7	8	9	10	11	12												
00-15															95	51	36	31	38	91	271	556	634	544	436	488	543	563	579	646	741	793	737	604	378	313	223	125
15-30															60	42	34	19	37	108	312	553	520	488	444	586	564	579	574	614	701	746	710	507	342	281	162	99
30-45															77	50	29	19	56	140	398	602	548	448	442	526	597	596	603	725	719	824	648	485	343	278	177	119
45-00															72	47	27	29	83	233	473	572	490	504	444	571	614	535	652	677	757	751	607	396	289	256	168	76
HOUR															304	190	126	98	214	572	1454	2283	2192	1984	1766	2171	2318	2273	2408	2662	2918	3114	2702	1992	1352	1128	730	419
TOT																																						

AM PEAK HOUR 0715 TO 0815 VOLUME 2361  
 PM PEAK HOUR 0445 TO 0545 VOLUME 3120  
 AM TOTAL 13354  
 PM TOTAL 24016

SR 500 MP 005.97 OFF SYSTEM ID. LEG 2 DIRECTION OF TRAFFIC BOTH WAYS LANE ALL OF

COUNT IDENTIFIER HPMS COUNTER NUMBER 005893 DESCRIPTION: ON SR 500 E/O SR 500/SR 503 WYE CONNS

03/17/05 THURSDAY	AM HOURS												PM HOURS												DAILY TOTAL
	1	2	3	4	5	6	7	8	9	10	11	12	1	2	3	4	5	6	7	8	9	10	11	12	
12	1	2	3	4	5	6	7	8	9	10	11	12	1	2	3	4	5	6	7	8	9	10	11	12	37827
1	2	3	4	5	6	7	8	9	10	11	12	1	2	3	4	5	6	7	8	9	10	11	12		
00-15	95	48	36	45	39	79	285	572	703	539	503	435	567	553	588	626	742	806	717	591	363	339	256	160	
15-30	72	53	42	34	35	99	262	557	631	483	407	540	563	599	539	645	688	750	694	545	373	284	211	143	
30-45	89	45	44	23	52	123	406	596	575	431	459	530	548	541	583	676	798	877	712	438	338	351	196	134	
45-00	70	35	39	38	59	205	452	597	526	461	457	548	527	534	549	715	764	787	577	444	356	289	209	88	
HOUR	---	---	---	---	---	---	---	---	---	---	---	---	---	---	---	---	---	---	---	---	---	---	---	---	
TOT	326	181	161	140	185	506	1405	2322	2435	1914	1826	2053	2205	2227	2259	2662	2992	3220	2700	2018	1430	1263	872	525	
									AM PEAK HOUR 0730 TO 0830 VOLUME 2527													AM TOTAL 13454			
									PM PEAK HOUR 0500 TO 0600 VOLUME 3220													PM TOTAL 24373			

03/18/05 FRIDAY	AM HOURS												PM HOURS												DAILY TOTAL
	1	2	3	4	5	6	7	8	9	10	11	12	1	2	3	4	5	6	7	8	9	10	11	12	
12	1	2	3	4	5	6	7	8	9	10	11	12	1	2	3	4	5	6	7	8	9	10	11	12	5114
1	2	3	4	5	6	7	8	9	10	11	12	1	2	3	4	5	6	7	8	9	10	11	12		
00-15	116	66	39	52	37	71	267	511																	
15-30	89	53	44	41	32	100	277	466																	
30-45	113	74	52	44	56	131	387	597																	
45-00	71	55	39	37	69	178	415	535																	
HOUR	---	---	---	---	---	---	---	---	---	---	---	---	---	---	---	---	---	---	---	---	---	---	---	---	
TOT	389	248	174	174	194	480	1346	2109	AM PEAK HOUR 0700 TO 0800 VOLUME 2109													AM TOTAL 5114			
									PM PEAK HOUR 0000 TO 0000 VOLUME 0													PM TOTAL 0			

03/14/05 THRU 03/18/05  
 TOTAL HOURS FOR COUNT 92  
 3 DAYS  
 AVG WEEKDAY VOL 37777 X SEASONAL ADJ. FACTOR 0.9900 = 37399 X AXLE CORR FACTOR 0.9663 = ESTIMATED AVG DAILY TRAFFIC 36139  
 PEAK HOUR PERCENTAGES: K = 8.90 D = 62.98  
 PEAK HOUR LOCATION : VOLUME = 3363 DATE: 03/15/05 TIME: 05:00 PM







# Diamond Traffic Counter

Interval  60 Min.  15 Min.

Raw  Collect Axle  
 Binned (CL/SP)  Speed X Axle  
 Count (Vol)  Speed

Enabled Lane No.  1  2  9  10

Direction Channel 1 NE  
 Direction Channel 2 \_\_\_\_\_  
 Direction Channel 9 \_\_\_\_\_  
 Direction Channel 10 \_\_\_\_\_

DATA FILE No. 2061

Counter No. 5862 <sup>WACT</sup> Count ID HPM3

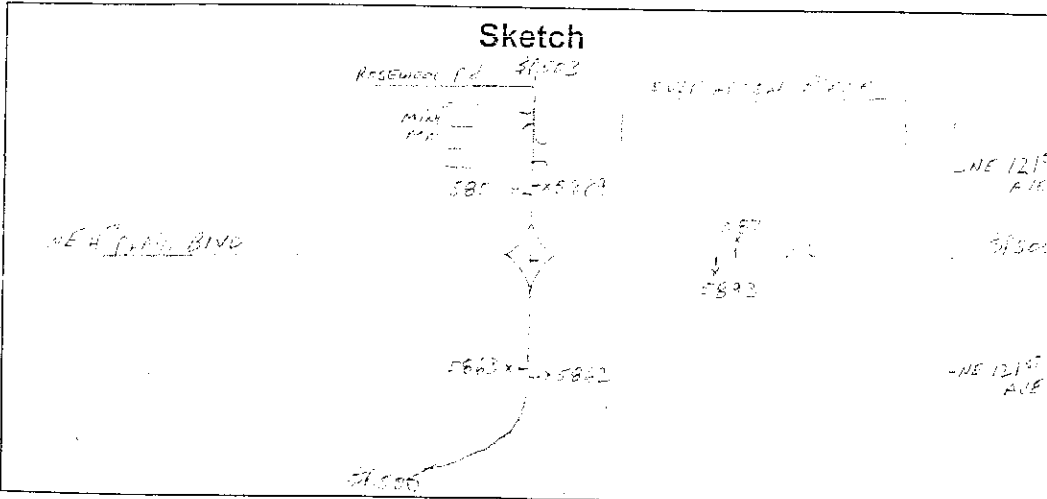
SR 500 RRT \_\_\_\_\_ MP 5.14

Leg 1 Direction NE OSID \_\_\_\_\_

Station Description - ON SR 500 S/O SR 500/NE 4th Plain Blvd w/ve conns

Date	Day	Time	Comments
3/14/05	2	1113	Manual A 16 B Counter A 16 B SET DATA 10:15 67
3/15	3	0735	Manual A 30 B Counter A 30 B COUNT 05:40 67
3/16	4	1112	Manual A 51 B Counter A 50 B COUNT 05:40 67
3/17	5	0820	Manual A 55 B Counter A 55 B WHILE DRIVING BY - TRUCK STOP AT 1019 COUNT 10:21 COUNT 4:05:40 67
3/18	6	0805	Manual A 1 B Counter A 1 B COUNT 7:50 67

### Sketch



A. J. ...  
Field Person



SR 500 MP 005.94 OFF SYSTEM ID. LEG 1 DIRECTION OF TRAFFIC SOUTHBOUND LANE ALL OF

COUNT IDENTIFIER HPMS COUNTER NUMBER 005863 DESCRIPTION: ON SR 500 S/O SR 500/NE 4TH PLAIN BLVD WYE CONNS

03/17/05	THURSDAY												DAILY TOTAL																											
	AM HOURS																																							
	1	2	3	4	5	6	7	8	9	10	11	12	PM HOURS	1	2	3	4	5	6	7	8	9	10	11	12															
00-15	49	23	15	33	28	442	361	295	352	319	336	342	382	336	311	318	206	147	121	72	487	396	310	341	304	278	328	322	361	319	328	322	341	388	352	229	160	143	112	63
15-30	35	20	24	31	410	354	285	326	332	332	315	339	341	388	352	229	160	143	112	76	451	357	318	342	299	332	311	330	285	358	301	232	174	159	117	51				
30-45	36	24	12	28	451	357	318	342	299	332	311	330	285	358	301	232	174	159	117	51	451	357	318	342	299	332	311	330	285	358	301	232	174	159	117	51				
45-00	30	20	26	26	451	357	318	342	299	332	311	330	285	358	301	232	174	159	117	51	451	357	318	342	299	332	311	330	285	358	301	232	174	159	117	51				
HOUR	150	87	77	92	1376	1549	1274	1304	1277	1261	1290	1333	1369	1401	1262	1041	722	595	473	262	1376	1549	1274	1304	1277	1261	1290	1333	1369	1401	1262	1041	722	595	473	262				
TOT	189	94	156	110	209	592	1455	2043	1392	AM PEAK HOUR 0715 TO 0815 VOLUME 1790	PM PEAK HOUR 0345 TO 0445 VOLUME 1414	AM TOTAL 5909	PM TOTAL 12286	6240																										

TUBE UP

03/18/05	FRIDAY												DAILY TOTAL														
	AM HOURS																										
	1	2	3	4	5	6	7	8	9	10	11	12	PM HOURS	1	2	3	4	5	6	7	8	9	10	11	12		
00-15	49	29	28	27	41	88	319	474	564	51	26	48	24	45	164	381	497	415	51	26	48	24	45	164	381	497	415
15-30	52	19	29	27	43	108	312	491	413	51	26	48	24	45	164	381	497	415	51	26	48	24	45	164	381	497	415
30-45	51	26	48	24	45	164	381	497	415	51	26	48	24	45	164	381	497	415	51	26	48	24	45	164	381	497	415
45-00	37	20	51	32	80	232	443	581	51	26	48	24	45	164	381	497	415	51	26	48	24	45	164	381	497	415	
HOUR	189	94	156	110	209	592	1455	2043	1392	AM PEAK HOUR 0715 TO 0815 VOLUME 2133	PM PEAK HOUR 0000 TO 0000 VOLUME 0	AM TOTAL 6240	PM TOTAL 0	6240													
TOT	189	94	156	110	209	592	1455	2043	1392	AM PEAK HOUR 0715 TO 0815 VOLUME 2133	PM PEAK HOUR 0000 TO 0000 VOLUME 0	AM TOTAL 6240	PM TOTAL 0	6240													

03/14/05 THRU 03/18/05 TOTAL HOURS FOR COUNT 92

2 DAYS 22762 FACTOR GROUP GR-02 22534 FACTOR GROUP CB-20 21725  
 AVG WEEKDAY VOL 21239 X SEASONAL ADJ. FACTOR 0.9900 = 21027 X AXLE CORR FACTOR 0.9663 = ESTIMATED AVG DAILY TRAFFIC 20318



SR 500 MP 005.94 OFF SYSTEM ID. LEG 1 DIRECTION OF TRAFFIC NORTHBOUND LANE ALL OF

COUNT IDENTIFIER HPMS COUNTER NUMBER 005862 DESCRIPTION: ON SR 500 S/O SR 500/NE 4TH PLAIN BLVD WYE CONNS

03/17/05 THURSDAY	AM HOURS												PM HOURS												DAILY TOTAL
	1	2	3	4	5	6	7	8	9	10	11	12	1	2	3	4	5	6	7	8	9	10	11	12	
12	1	2	3	4	5	6	7	8	9	10	11	12	1	2	3	4	5	6	7	8	9	10	11	12	2705
83	43	31	39	20	33	91	274	338	331	136	275	319	346	415	433	609	621	567	414	309	267	237	132		
15-30	84	51	34	49	20	47	87	326	331	291	341	349	418	418	473	606	608	508	388	290	270	194	147		
30-45	101	47	48	20	27	41	148	261	282	244	327	356	351	415	526	641	665	525	358	273	285	204	145		
45-00	67	43	35	18	24	60	170	277	197	295	340	353	370	380	531	589	608	504	319	275	283	163	92		
TOT	335	184	148	126	91	181	496	1138	1148	675	1233	1349	1416	1628	1963	2445	2502	2104	1479	1147	1105	798	516		
																								24207	

AM PEAK HOUR 1100 TO 1200 VOLUME 1233  
 PM PEAK HOUR 0500 TO 0600 VOLUME 2502

03/18/05 FRIDAY	AM HOURS												PM HOURS												DAILY TOTAL
	1	2	3	4	5	6	7	8	9	10	11	12	1	2	3	4	5	6	7	8	9	10	11	12	
12	1	2	3	4	5	6	7	8	9	10	11	12	1	2	3	4	5	6	7	8	9	10	11	12	2705
127	58	38	42	17	25	93	250	250	242	136	291	341	349	418	473	606	608	508	388	290	270	194	147		
15-30	81	57	49	33	28	49	104	242	256	244	327	356	351	415	526	641	665	525	358	273	285	204	145		
30-45	125	62	50	29	25	53	133	256	255	295	340	353	370	380	531	589	608	504	319	275	283	163	92		
45-00	77	51	34	26	31	46	159	255	255	295	340	353	370	380	531	589	608	504	319	275	283	163	92		
TOT	410	228	171	130	101	173	489	1003	1148	675	1233	1349	1416	1628	1963	2445	2502	2104	1479	1147	1105	798	516		
																								2705	

AM PEAK HOUR 0700 TO 0800 VOLUME 1003  
 PM PEAK HOUR 0000 TO 0000 VOLUME 0

03/14/05 THRU 03/18/05 TOTAL HOURS FOR COUNT 92  
 AVG WEEKDAY VOL 25101 X SEASONAL ADJ. FACTOR 0.9900 = 24850 X AXLE CORR FACTOR 0.9663 = ESTIMATED AVG DAILY TRAFFIC 24013

FACTOR GROUP GR-02  
 4548

FACTOR GROUP CB-20  
 25293

24441



SR 500	MP 005.94	OFF SYSTEM ID.	LEG 1	DIRECTION OF TRAFFIC	BOTH WAYS	LANE ALL OF
COUNT IDENTIFIER	HPMS	COUNTER NUMBER	005862	DESCRIPTION: ON SR 500 S/O SR 500/NE 4TH PLAIN BLVD WYE CONNS		
03/17/05 THURSDAY						
12	1	2	3	4	5	6
1	2	3	4	5	6	7
2	3	4	5	6	7	8
3	4	5	6	7	8	9
4	5	6	7	8	9	10
5	6	7	8	9	10	11
6	7	8	9	10	11	12
7	8	9	10	11	12	TOTAL
8	9	10	11	12		
9	10	11	12			
10	11	12				
11	12					
12						
TOT	485	271	225	218	91	181
					496	1138
					2524	1549
					1949	2537
					2626	2677
					2918	3296
					3814	3903
					3366	2520
					1869	1700
					1271	778
					AM TOTAL	11664
					PM TOTAL	30738

TUBE UP BW

03/18/05 FRIDAY	1	2	3	4	5	6	7	8	9	10	11	12	TOTAL
00-15	176	87	66	69	58	113	412	724					
15-30	133	76	78	60	71	157	416	733					
30-45	176	88	98	53	70	217	514	753					
45-00	114	71	85	58	111	278	602	836					
TOT	599	322	327	240	310	765	1944	3046					7553
									AM PEAK HOUR 0700 TO 0800 VOLUME	3046			AM TOTAL
									PM PEAK HOUR 0000 TO 0000 VOLUME	0			PM TOTAL
													0

03/14/05 THRU 03/18/05 TOTAL HOURS FOR COUNT 92  
 2 DAYS 48309 FACTOR GROUP GR-02 47826 FACTOR GROUP CB-20 46214  
 AVG WEEKDAY VOL 46340 X SEASONAL ADJ. FACTOR 0.9900 = 45877 X AXLE CORR FACTOR 0.9663 = ESTIMATED AVG DAILY TRAFFIC 44331  
 PEAK HOUR PERCENTAGES: K = 8.54 D = 63.59  
 PEAK HOUR LOCATION : VOLUME = 3958 DATE: 03/15/05 TIME: 05:00 PM