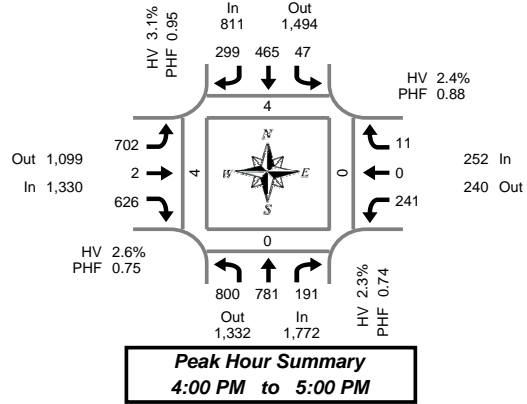


# Total Vehicle Summary



Clay Carney  
(503) 833-2740



## NE 112th Ave & SR-500

Tuesday, March 07, 2006  
4:00 PM to 6:00 PM

### 5-Minute Interval Summary 4:00 PM to 6:00 PM

Interval Start Time	Northbound NE 112th Ave				Southbound NE 112th Ave				Eastbound SR-500				Westbound SR-500				Interval Total	Pedestrians Crosswalk			
	L	T	R	Bikes	L	T	R	Bikes	L	T	R	Bikes	L	T	R	Bikes		North	South	East	West
4:00 PM	67	86	11	0	3	30	24	0	68	0	50	0	29	0	0	0	368	0	0	0	0
4:05 PM	47	81	14	0	9	41	24	0	64	0	65	0	21	0	0	0	366	0	0	0	1
4:10 PM	88	81	23	0	12	32	16	0	78	1	75	0	14	0	1	0	421	1	0	0	0
4:15 PM	83	81	20	0	2	43	25	1	81	0	65	0	16	0	0	0	416	0	0	0	0
4:20 PM	89	94	25	0	11	42	17	0	85	0	61	0	17	0	1	0	442	0	0	0	0
4:25 PM	88	98	18	0	3	33	24	0	60	0	56	0	32	0	2	0	414	0	0	0	0
4:30 PM	68	60	11	0	1	38	30	0	41	0	42	0	19	0	1	0	311	0	0	0	0
4:35 PM	59	55	19	0	0	39	26	0	37	1	46	0	15	0	3	0	300	0	0	0	1
4:40 PM	64	46	9	1	3	35	34	0	46	0	42	0	18	0	0	0	297	1	0	0	0
4:45 PM	47	34	17	0	1	37	18	0	50	0	50	0	18	0	2	0	274	0	0	0	2
4:50 PM	49	34	13	0	1	49	20	0	44	0	41	0	19	0	1	0	271	2	0	0	0
4:55 PM	51	31	11	1	1	46	41	0	48	0	33	0	23	0	0	0	285	0	0	0	0
5:00 PM	51	32	9	1	6	52	50	1	35	1	46	0	17	0	2	0	301	0	2	0	0
5:05 PM	64	47	10	0	5	50	48	1	45	1	39	0	26	0	4	0	339	0	0	0	1
5:10 PM	61	49	10	0	1	52	38	0	40	0	45	0	18	0	3	0	317	1	0	0	0
5:15 PM	60	54	12	0	1	48	28	0	38	0	35	0	26	0	0	0	302	0	0	0	0
5:20 PM	52	47	16	0	0	31	43	0	42	0	42	0	12	0	6	0	291	0	0	0	0
5:25 PM	54	47	14	0	2	52	31	0	37	0	39	0	29	1	1	0	307	0	0	0	0
5:30 PM	67	43	9	0	3	45	22	1	36	1	43	0	20	0	0	0	289	0	0	0	0
5:35 PM	57	38	10	0	1	40	17	0	30	0	42	0	21	0	5	0	261	0	0	0	0
5:40 PM	61	37	9	0	0	47	30	0	26	0	48	0	12	0	0	0	270	1	0	0	0
5:45 PM	58	53	10	1	2	33	20	0	34	1	54	0	15	0	0	0	280	0	0	0	0
5:50 PM	44	58	11	0	1	48	24	0	34	0	51	0	21	0	0	0	292	0	0	0	0
5:55 PM	54	34	9	0	1	45	20	0	35	0	43	0	23	0	1	0	265	1	0	0	1
Total Survey	1,483	1,320	320	4	70	1,008	670	4	1,134	6	1,153	0	481	1	33	0	7,679	7	2	0	6

### 15-Minute Interval Summary 4:00 PM to 6:00 PM

Interval Start Time	Northbound NE 112th Ave				Southbound NE 112th Ave				Eastbound SR-500				Westbound SR-500				Interval Total	Pedestrians Crosswalk			
	L	T	R	Bikes	L	T	R	Bikes	L	T	R	Bikes	L	T	R	Bikes		North	South	East	West
4:00 PM	202	248	48	0	24	103	64	0	210	1	190	0	64	0	1	0	1,155	1	0	0	1
4:15 PM	260	273	63	0	16	118	66	1	226	0	182	0	65	0	3	0	1,272	0	0	0	0
4:30 PM	191	161	39	1	4	112	90	0	124	1	130	0	52	0	4	0	908	1	0	0	1
4:45 PM	147	99	41	1	3	132	79	0	142	0	124	0	60	0	3	0	830	2	0	0	2
5:00 PM	176	128	29	1	12	154	136	2	120	2	130	0	61	0	9	0	957	1	2	0	1
5:15 PM	166	148	42	0	3	131	102	0	117	0	116	0	67	1	7	0	900	0	0	0	0
5:30 PM	185	118	28	0	4	132	69	1	92	1	133	0	53	0	5	0	820	1	0	0	0
5:45 PM	156	145	30	1	4	126	64	0	103	1	148	0	59	0	1	0	837	1	0	0	1
Total Survey	1,483	1,320	320	4	70	1,008	670	4	1,134	6	1,153	0	481	1	33	0	7,679	7	2	0	6

### Peak Hour Summary 4:00 PM to 5:00 PM

By Approach	Northbound NE 112th Ave				Southbound NE 112th Ave				Eastbound SR-500				Westbound SR-500				Total	Pedestrians Crosswalk			
	In	Out	Total	Bikes	In	Out	Total	Bikes	In	Out	Total	Bikes	In	Out	Total	Bikes		North	South	East	West
Volume	1,772	1,332	3,104	2	811	1,494	2,305	1	1,330	1,099	2,429	0	252	240	492	0	4,165	4	0	0	4
%HV	2.3%				3.1%				2.6%				2.4%				2.5%				
PHF	0.74				0.95				0.75				0.88				0.81				

By Movement	Northbound NE 112th Ave				Southbound NE 112th Ave				Eastbound SR-500				Westbound SR-500				Total
	L	T	R	Total	L	T	R	Total	L	T	R	Total	L	T	R	Total	
Volume	800	781	191	1,772	47	465	299	811	702	2	626	1,330	241	0	11	252	4,165
%HV	2.0%	1.8%	5.2%	2.3%	2.1%	4.5%	1.0%	3.1%	2.3%	0.0%	2.9%	2.6%	2.1%	0.0%	9.1%	2.4%	2.5%
PHF	0.77	0.72	0.70	0.74	0.47	0.88	0.83	0.95	0.72	0.50	0.76	0.75	0.89	0.00	0.46	0.88	0.81

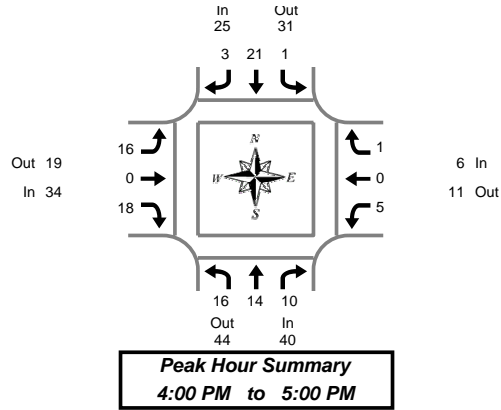
### Rolling Hour Summary 4:00 PM to 6:00 PM

Interval Start Time	Northbound NE 112th Ave				Southbound NE 112th Ave				Eastbound SR-500				Westbound SR-500				Interval Total	Pedestrians Crosswalk			
	L	T	R	Bikes	L	T	R	Bikes	L	T	R	Bikes	L	T	R	Bikes		North	South	East	West
4:00 PM	800	781	191	2	47	465	299	1	702	2	626	0	241	0	11	0	4,165	4	0	0	4
4:15 PM	774	661	172	3	35	516	371	3	612	3	566	0	238	0	19	0	3,967	4	2	0	4
4:30 PM	680	536	151	3	22	529	407	2	503	3	500	0	240	1	23	0	3,595	4	2	0	4
4:45 PM	674	493	140	2	22	549	386	3	471	3	503	0	241	1	24	0	3,507	4	2	0	3
5:00 PM	683	539	129	2	23	543	371	3	432	4	527	0	240	1	22	0	3,514	3	2	0	2

# Heavy Vehicle Summary



Clay Carney  
(503) 833-2740



## NE 112th Ave & SR-500

Tuesday, March 07, 2006  
4:00 PM to 6:00 PM

### Heavy Vehicle 5-Minute Interval Summary 4:00 PM to 6:00 PM

Interval Start Time	Northbound NE 112th Ave				Southbound NE 112th Ave				Eastbound SR-500				Westbound SR-500				Interval Total
	L	T	R	Total	L	T	R	Total	L	T	R	Total	L	T	R	Total	
4:00 PM	0	1	0	1	0	1	0	1	1	0	1	2	0	0	0	0	4
4:05 PM	1	3	1	5	0	1	0	1	1	0	2	3	0	0	0	0	9
4:10 PM	1	2	2	5	1	5	0	6	0	0	3	3	0	0	0	0	14
4:15 PM	1	0	1	2	0	3	1	4	1	0	1	2	1	0	0	1	9
4:20 PM	1	1	2	4	0	3	0	3	0	0	0	0	0	0	0	0	7
4:25 PM	1	2	1	4	0	2	0	2	1	0	2	3	0	0	0	0	9
4:30 PM	2	0	1	3	0	0	0	0	1	0	0	1	0	0	0	0	4
4:35 PM	1	1	1	3	0	0	2	2	2	0	1	3	1	0	0	1	9
4:40 PM	1	1	0	2	0	1	0	1	4	0	4	8	1	0	0	1	12
4:45 PM	4	3	0	7	0	1	0	1	2	0	1	3	1	0	1	2	13
4:50 PM	3	0	1	4	0	4	0	4	1	0	2	3	1	0	0	1	12
4:55 PM	0	0	0	0	0	0	0	0	2	0	1	3	0	0	0	0	3
5:00 PM	2	2	0	4	0	0	1	1	0	0	1	1	0	0	0	0	6
5:05 PM	2	0	1	3	0	0	0	0	2	0	3	5	0	0	0	0	8
5:10 PM	0	0	0	0	0	1	0	1	0	0	0	0	0	0	0	0	1
5:15 PM	3	0	0	3	0	0	0	0	0	0	1	1	0	0	0	0	4
5:20 PM	0	1	0	1	0	1	0	1	1	0	0	1	0	0	0	0	3
5:25 PM	0	0	0	0	0	4	0	4	0	0	1	1	0	0	0	0	5
5:30 PM	0	0	0	0	0	1	1	2	3	0	4	7	1	0	0	1	10
5:35 PM	0	0	1	1	0	0	0	0	1	0	1	2	0	0	0	0	3
5:40 PM	0	1	1	2	0	0	1	1	1	0	0	1	1	0	0	1	5
5:45 PM	2	2	0	4	0	0	0	0	1	0	1	2	0	0	0	0	6
5:50 PM	1	0	1	2	0	2	0	2	0	0	2	2	1	0	0	1	7
5:55 PM	1	1	0	2	0	3	1	4	0	0	0	0	1	0	0	1	7
Total Survey	27	21	14	62	1	33	7	41	25	0	32	57	9	0	1	10	170

### Heavy Vehicle 15-Minute Interval Summary 4:00 PM to 6:00 PM

Interval Start Time	Northbound NE 112th Ave				Southbound NE 112th Ave				Eastbound SR-500				Westbound SR-500				Interval Total
	L	T	R	Total	L	T	R	Total	L	T	R	Total	L	T	R	Total	
4:00 PM	2	6	3	11	1	7	0	8	2	0	6	8	0	0	0	0	27
4:15 PM	3	3	4	10	0	8	1	9	2	0	3	5	1	0	0	1	25
4:30 PM	4	2	2	8	0	1	2	3	7	0	5	12	2	0	0	2	25
4:45 PM	7	3	1	11	0	5	0	5	5	0	4	9	2	0	1	3	28
5:00 PM	4	2	1	7	0	1	1	2	2	0	4	6	0	0	0	0	15
5:15 PM	3	1	0	4	0	5	0	5	1	0	2	3	0	0	0	0	12
5:30 PM	0	1	2	3	0	1	2	3	5	0	5	10	2	0	0	2	18
5:45 PM	4	3	1	8	0	5	1	6	1	0	3	4	2	0	0	2	20
Total Survey	27	21	14	62	1	33	7	41	25	0	32	57	9	0	1	10	170

### Heavy Vehicle Peak Hour Summary 4:00 PM to 5:00 PM

By Approach	Northbound NE 112th Ave			Southbound NE 112th Ave			Eastbound SR-500			Westbound SR-500			Total
	In	Out	Total	In	Out	Total	In	Out	Total	In	Out	Total	
Volume	40	44	84	25	31	56	34	19	53	6	11	17	105
PHF	0.77			0.48			0.61			0.38			0.71

By Movement	Northbound NE 112th Ave				Southbound NE 112th Ave				Eastbound SR-500				Westbound SR-500				Total
	L	T	R	Total	L	T	R	Total	L	T	R	Total	L	T	R	Total	
Volume	16	14	10	40	1	21	3	25	16	0	18	34	5	0	1	6	105
PHF	0.50	0.58	0.50	0.77	0.25	0.48	0.38	0.48	0.50	0.00	0.64	0.61	0.42	0.00	0.25	0.38	0.71

### Heavy Vehicle Rolling Hour Summary 4:00 PM to 6:00 PM

Interval Start Time	Northbound NE 112th Ave				Southbound NE 112th Ave				Eastbound SR-500				Westbound SR-500				Interval Total
	L	T	R	Total	L	T	R	Total	L	T	R	Total	L	T	R	Total	
4:00 PM	16	14	10	40	1	21	3	25	16	0	18	34	5	0	1	6	105
4:15 PM	18	10	8	36	0	15	4	19	16	0	16	32	5	0	1	6	93
4:30 PM	18	8	4	30	0	12	3	15	15	0	15	30	4	0	1	5	80
4:45 PM	14	7	4	25	0	12	3	15	13	0	15	28	4	0	1	5	73
5:00 PM	11	7	4	22	0	12	4	16	9	0	14	23	4	0	0	4	65

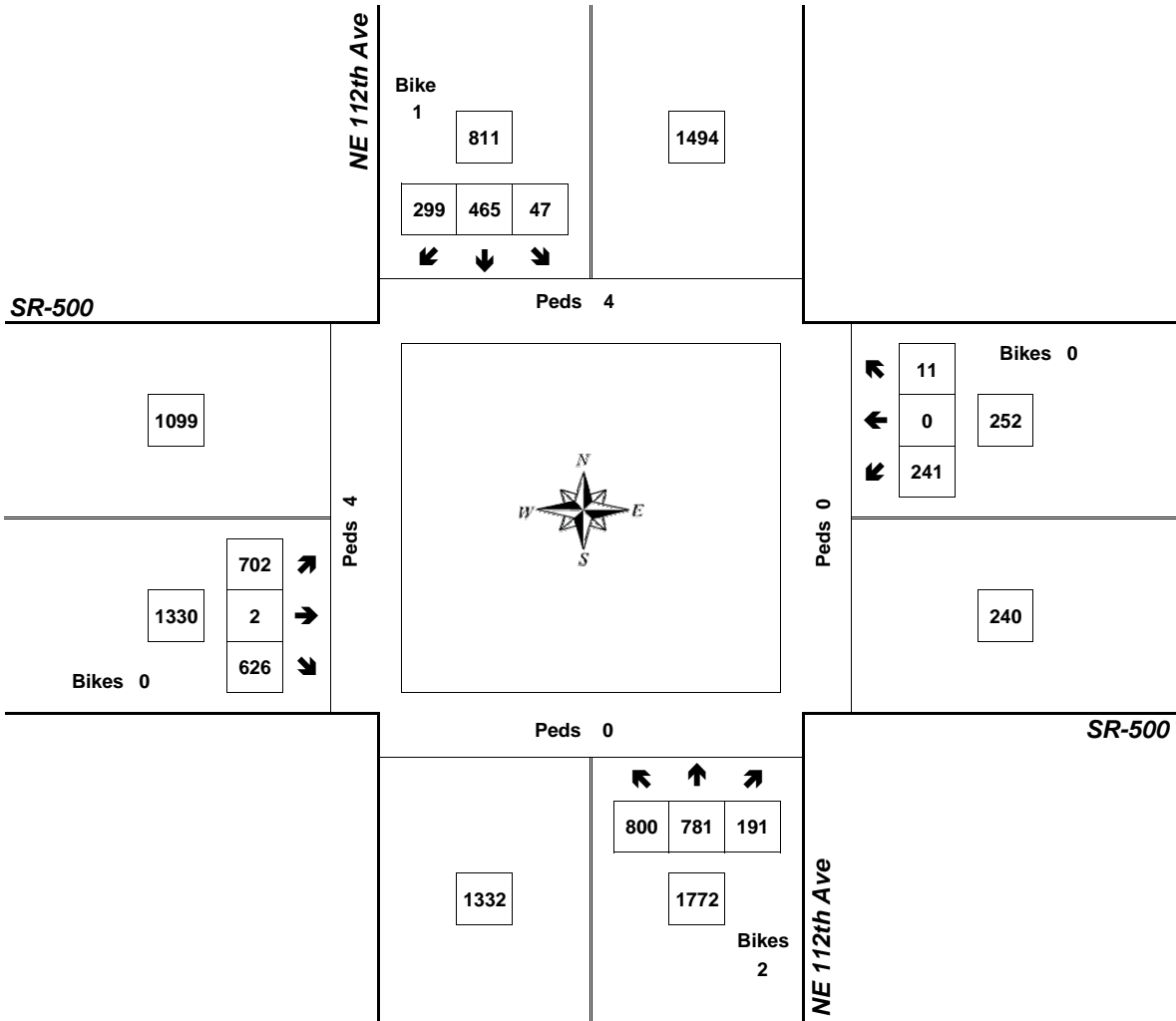
# Peak Hour Summary



Clay Carney  
(503) 833-2740

## NE 112th Ave & SR-500

4:00 PM to 5:00 PM  
Tuesday, March 07, 2006



Approach	PHF	HV%	Volume
EB	0.75	2.6%	1,330
WB	0.88	2.4%	252
NB	0.74	2.3%	1,772
SB	0.95	3.1%	811
<b>Intersection</b>	<b>0.81</b>	<b>2.5%</b>	<b>4,165</b>

Count Period: 4:00 PM to 6:00 PM