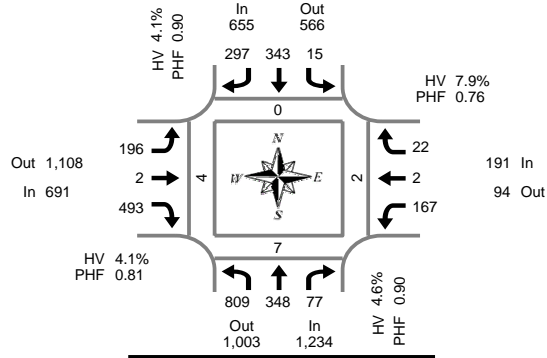


Total Vehicle Summary



Clay Carney
(503) 833-2740



NE 112th Ave & SR 500

11/9/2005

7:00 AM to 9:00 AM

Peak Hour Summary
7:10 AM to 8:10 AM

5-Minute Interval Summary

7:00 AM to 9:00 AM

Interval Start Time	Northbound NE 112th Ave				Southbound NE 112th Ave				Eastbound SR 500				Westbound SR 500				Interval Total	Pedestrians Crosswalk			
	L	T	R	Bikes	L	T	R	Bikes	L	T	R	Bikes	L	T	R	Bikes		North	South	East	West
07:00	63	29	11	0	1	18	20	0	11	1	25	0	10	2	1	0	192	0	0	0	0
07:05	74	27	12	0	0	12	31	0	4	0	25	0	7	0	1	0	193	0	0	0	2
07:10	89	16	10	0	1	36	35	0	7	0	25	0	8	0	1	0	228	0	2	0	0
07:15	69	38	4	0	2	22	37	0	10	0	28	0	14	1	0	0	225	0	0	0	0
07:20	87	22	7	1	1	26	22	0	16	1	40	0	15	0	2	0	239	0	2	0	0
07:25	49	28	7	0	0	22	29	1	16	0	48	0	15	0	3	0	217	0	2	2	0
07:30	64	21	1	0	3	23	22	0	13	0	61	0	18	0	0	0	226	0	0	0	4
07:35	74	40	4	0	1	28	14	0	13	0	40	0	14	0	2	0	230	0	0	0	0
07:40	55	28	2	1	0	28	29	0	12	0	41	0	22	0	2	0	219	0	0	0	0
07:45	79	39	10	0	0	38	26	0	18	1	54	0	13	0	2	0	280	0	0	0	0
07:50	60	24	12	0	1	38	17	2	23	0	54	0	18	1	5	0	253	0	1	0	0
07:55	67	40	6	0	4	36	18	1	27	0	36	0	6	0	4	0	244	0	0	0	0
08:00	46	27	10	0	1	20	27	0	21	0	38	0	17	0	1	0	208	0	0	0	0
08:05	70	25	4	1	1	26	21	0	20	0	28	0	7	0	0	0	202	0	0	0	0
08:10	49	28	3	2	3	28	23	0	21	1	28	0	10	0	1	0	195	0	0	0	0
08:15	63	26	1	0	1	17	24	1	21	0	29	0	18	0	1	0	201	0	0	0	0
08:20	69	36	13	0	2	22	29	0	22	1	45	0	11	0	0	0	250	0	0	0	0
08:25	36	15	9	0	0	25	20	0	16	1	36	0	6	0	1	0	165	0	0	0	1
08:30	60	24	5	1	1	17	17	0	17	0	37	0	6	0	1	0	185	0	0	0	0
08:35	57	18	7	0	1	19	29	1	21	1	24	0	8	0	1	0	186	0	0	0	0
08:40	61	25	4	0	3	19	34	0	22	1	30	0	10	0	2	0	211	0	0	0	0
08:45	54	22	3	0	0	27	21	0	19	1	23	0	5	0	1	0	176	0	0	0	0
08:50	57	34	7	0	1	18	17	0	22	0	24	0	15	1	2	0	198	0	0	0	0
08:55	37	26	4	0	2	16	17	0	18	0	25	0	7	0	1	0	153	0	0	0	0
Total Survey	1,489	658	156	6	30	581	579	6	410	9	844	0	280	5	35	0	5,076	0	7	2	7

15-Minute Interval Summary

7:00 AM to 9:00 AM

Interval Start Time	Northbound NE 112th Ave				Southbound NE 112th Ave				Eastbound SR 500				Westbound SR 500				Interval Total	Pedestrians Crosswalk			
	L	T	R	Bikes	L	T	R	Bikes	L	T	R	Bikes	L	T	R	Bikes		North	South	East	West
07:00	226	72	33	0	2	66	86	0	22	1	75	0	25	2	3	0	613	0	2	0	2
07:15	205	88	18	1	3	70	88	1	42	1	116	0	44	1	5	0	681	0	4	2	0
07:30	193	89	7	1	4	79	65	0	38	0	142	0	54	0	4	0	675	0	0	0	4
07:45	206	103	28	0	5	112	61	3	68	1	144	0	37	1	11	0	777	0	1	0	0
08:00	165	80	17	3	5	74	71	0	62	1	94	0	34	0	2	0	605	0	0	0	0
08:15	168	77	23	0	3	64	73	1	59	2	110	0	35	0	2	0	616	0	0	0	1
08:30	178	67	16	1	5	55	80	1	60	2	91	0	24	0	4	0	582	0	0	0	0
08:45	148	82	14	0	3	61	55	0	59	1	72	0	27	1	4	0	527	0	0	0	0
Total Survey	1,489	658	156	6	30	581	579	6	410	9	844	0	280	5	35	0	5,076	0	7	2	7

Peak Hour Summary

7:10 AM to 8:10 AM

By Approach	Northbound NE 112th Ave				Southbound NE 112th Ave				Eastbound SR 500				Westbound SR 500				Total	Pedestrians Crosswalk			
	In	Out	Total	Bikes	In	Out	Total	Bikes	In	Out	Total	Bikes	In	Out	Total	Bikes		North	South	East	West
Volume	1,234	1,003	2,237	3	655	566	1,221	4	691	1,108	1,799	0	191	94	285	0	2,771	0	7	2	4
%HV	4.6%				4.1%				4.1%				7.9%				4.6%				
PHF	0.90				0.90				0.81				0.76				0.89				

By Movement	Northbound NE 112th Ave				Southbound NE 112th Ave				Eastbound SR 500				Westbound SR 500				Total
	L	T	R	Total	L	T	R	Total	L	T	R	Total	L	T	R	Total	
Volume	809	348	77	1,234	15	343	297	655	196	2	493	691	167	2	22	191	2,771
%HV	3.6%	6.6%	6.5%	4.6%	0.0%	4.7%	3.7%	4.1%	3.1%	0.0%	4.5%	4.1%	9.0%	0.0%	0.0%	7.9%	4.6%
PHF	0.83	0.81	0.69	0.90	0.63	0.77	0.79	0.90	0.69	0.50	0.83	0.81	0.77	0.50	0.50	0.76	0.89

Rolling Hour Summary

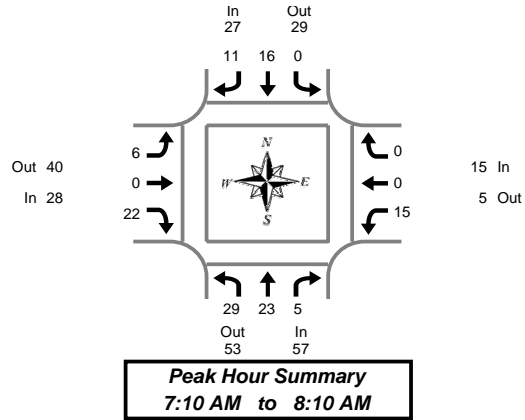
7:00 AM to 9:00 AM

Interval Start Time	Northbound NE 112th Ave				Southbound NE 112th Ave				Eastbound SR 500				Westbound SR 500				Interval Total	Pedestrians Crosswalk			
	L	T	R	Bikes	L	T	R	Bikes	L	T	R	Bikes	L	T	R	Bikes		North	South	East	West
07:00	830	352	86	2	14	327	300	4	170	3	477	0	160	4	23	0	2,746	0	7	2	6
07:15	769	360	70	5	17	335	285	4	210	3	496	0	169	2	22	0	2,738	0	5	2	4
07:30	732	349	75	4	17	329	270	4	227	4	490	0	160	1	19	0	2,673	0	1	0	5
07:45	717	327	84	4	18	305	285	5	249	6	439	0	130	1	19	0	2,580	0	1	0	1

Heavy Vehicle Summary



Clay Carney
(503) 833-2740



NE 112th Ave & SR 500

11/9/2005

7:00 AM to 9:00 AM

Heavy Vehicle 5-Minute Interval Summary

7:00 AM to 9:00 AM

Interval Start Time	Northbound NE 112th Ave				Southbound NE 112th Ave				Eastbound SR 500				Westbound SR 500				Interval Total
	L	T	R	Total	L	T	R	Total	L	T	R	Total	L	T	R	Total	
07:00	1	1	2	4	0	2	1	3	0	0	2	2	1	0	0	1	10
07:05	3	2	1	6	0	0	1	1	0	0	1	1	0	0	0	0	8
07:10	2	2	0	4	0	2	0	2	1	0	3	4	1	0	0	1	11
07:15	1	0	0	1	0	2	0	2	0	0	6	6	2	0	0	2	11
07:20	3	1	0	4	0	2	0	2	0	0	3	3	1	0	0	1	10
07:25	3	3	1	7	0	2	2	4	0	0	1	1	1	0	0	1	13
07:30	3	1	0	4	0	1	0	1	0	0	2	2	1	0	0	1	8
07:35	2	6	1	9	0	1	1	2	0	0	3	3	3	0	0	3	17
07:40	1	4	0	5	0	0	3	3	1	0	0	1	1	0	0	1	10
07:45	4	1	0	5	0	3	0	3	0	0	0	0	2	0	0	2	10
07:50	2	2	0	4	0	1	0	1	2	0	2	4	0	0	0	0	9
07:55	2	1	1	4	0	0	2	2	0	0	0	0	1	0	0	1	7
08:00	2	2	1	5	0	0	2	2	1	0	1	2	2	0	0	2	11
08:05	4	0	1	5	0	2	1	3	1	0	1	2	0	0	0	0	10
08:10	3	2	0	5	0	2	0	2	0	0	3	3	1	0	0	1	11
08:15	2	3	1	6	0	1	0	1	0	0	3	3	2	0	0	2	12
08:20	4	2	1	7	0	1	3	4	0	0	2	2	1	0	0	1	14
08:25	4	3	1	8	0	4	0	4	1	0	1	2	2	0	1	3	17
08:30	1	5	0	6	0	1	0	1	0	0	3	3	0	0	0	0	10
08:35	2	2	2	6	0	2	0	2	2	0	2	4	0	0	0	0	12
08:40	2	4	0	6	0	2	1	3	2	1	2	5	0	0	0	0	14
08:45	1	2	1	4	0	3	2	5	0	0	3	3	1	0	0	1	13
08:50	0	0	0	0	0	1	0	1	1	0	3	4	1	0	0	1	6
08:55	2	1	0	3	0	1	3	4	0	0	3	3	0	0	0	0	10
Total Survey	54	50	14	118	0	36	22	58	12	1	50	63	24	0	1	25	264

Heavy Vehicle 15-Minute Interval Summary

7:00 AM to 9:00 AM

Interval Start Time	Northbound NE 112th Ave				Southbound NE 112th Ave				Eastbound SR 500				Westbound SR 500				Interval Total
	L	T	R	Total	L	T	R	Total	L	T	R	Total	L	T	R	Total	
07:00	6	5	3	14	0	4	2	6	1	0	6	7	2	0	0	2	29
07:15	7	4	1	12	0	6	2	8	0	0	10	10	4	0	0	4	34
07:30	6	11	1	18	0	2	4	6	1	0	5	6	5	0	0	5	35
07:45	8	4	1	13	0	4	2	6	2	0	2	4	3	0	0	3	26
08:00	9	4	2	15	0	4	3	7	2	0	5	7	3	0	0	3	32
08:15	10	8	3	21	0	6	3	9	1	0	6	7	5	0	1	6	43
08:30	5	11	2	18	0	5	1	6	4	1	7	12	0	0	0	0	36
08:45	3	3	1	7	0	5	5	10	1	0	9	10	2	0	0	2	29
Total Survey	54	50	14	118	0	36	22	58	12	1	50	63	24	0	1	25	264

Heavy Vehicle Peak Hour Summary

7:10 AM to 8:10 AM

By Approach	Northbound NE 112th Ave			Southbound NE 112th Ave			Eastbound SR 500			Westbound SR 500			Total
	In	Out	Total	In	Out	Total	In	Out	Total	In	Out	Total	
Volume	57	53	110	27	29	56	28	40	68	15	5	20	127
PHF	0.71			0.84			0.54			0.63			0.84

By Movement	Northbound NE 112th Ave				Southbound NE 112th Ave				Eastbound SR 500				Westbound SR 500				Total
	L	T	R	Total	L	T	R	Total	L	T	R	Total	L	T	R	Total	
Volume	29	23	5	57	0	16	11	27	6	0	22	28	15	0	0	15	127
PHF	0.81	0.52	0.42	0.71	0.00	0.67	0.55	0.84	0.50	0.00	0.46	0.54	0.63	0.00	0.00	0.63	0.84

Heavy Vehicle Rolling Hour Summary

7:00 AM to 9:00 AM

Interval Start Time	Northbound NE 112th Ave				Southbound NE 112th Ave				Eastbound SR 500				Westbound SR 500				Interval Total
	L	T	R	Total	L	T	R	Total	L	T	R	Total	L	T	R	Total	
07:00	27	24	6	57	0	16	10	26	4	0	23	27	14	0	0	14	124
07:15	30	23	5	58	0	16	11	27	5	0	22	27	15	0	0	15	127
07:30	33	27	7	67	0	16	12	28	6	0	18	24	16	0	1	17	136
07:45	32	27	8	67	0	19	9	28	9	1	20	30	11	0	1	12	137

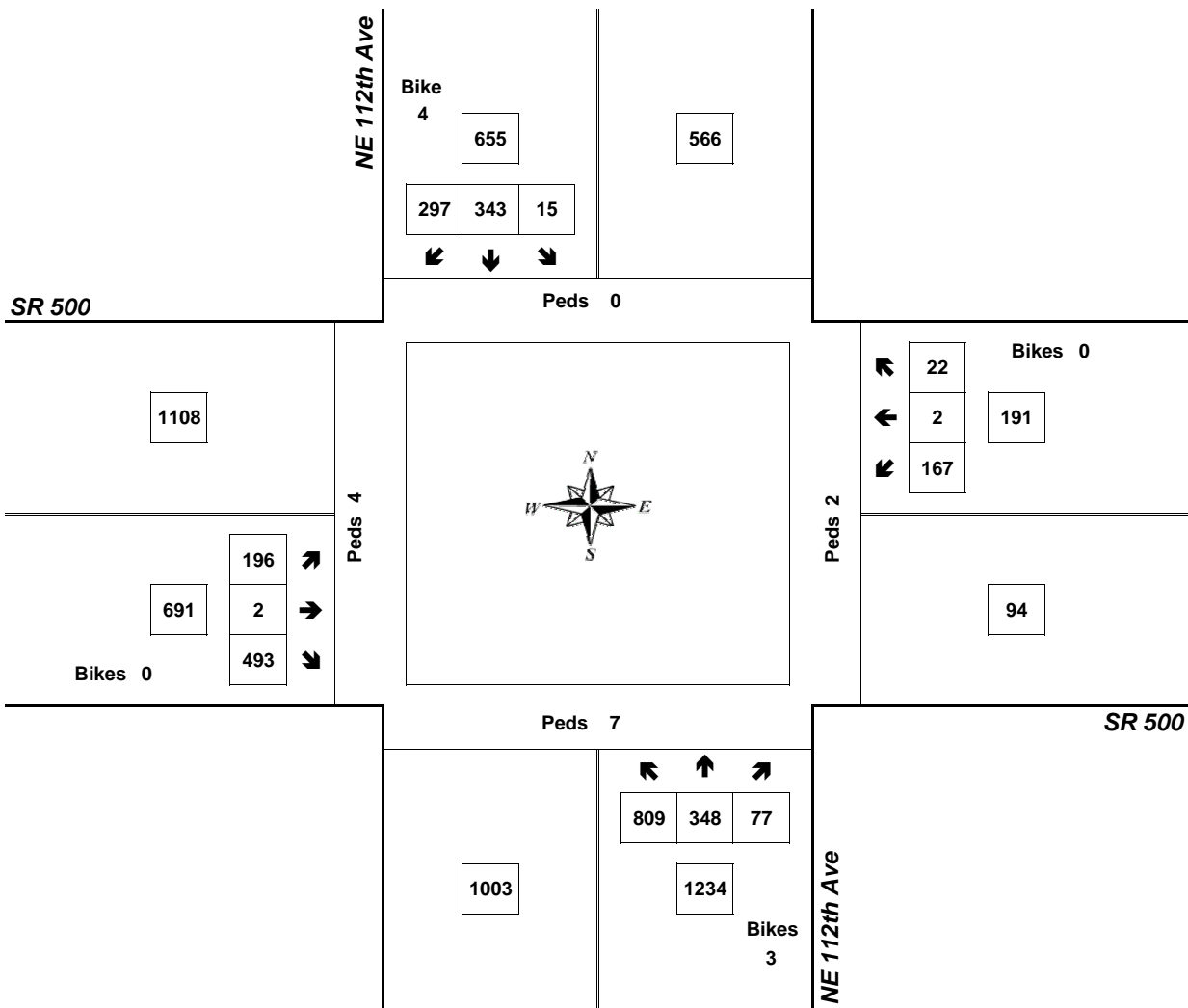
Peak Hour Summary



Clay Carney
(503) 833-2740

NE 112th Ave & SR 500

7:10 AM to 8:10 AM
11/9/2005



Approach	PHF	HV%	Volume
EB	0.81	4.1%	691
WB	0.76	7.9%	191
NB	0.90	4.6%	1,234
SB	0.90	4.1%	655
Intersection	0.89	4.6%	2,771

Count Period: 7:00 AM to 9:00 AM