

STATE OF WASHINGTON - DEPARTMENT OF TRANSPORTATION
 TRIPS SYSTEM
 SHORT DURATION CLASSIFICATION 4-WAY

DATE: 7/18/2019
 TIME: 07:39:31
 PAGE: 1

SR 500 MP 000.00 OFF SYS ID COUNTER NUM 9124 COUNT ID HPMS
 DATE 7/10/2019 DAY OF WEEK 4 TIME PERIOD HOUR 06:00 - 10:00
 LOCATION SR 500 E/O SR 5/39TH ST I/C 04

ENTIRE COUNT VOLUMES

MOVEMENT	CARS AND PICKUPS	---SINGLE UNITS---				-DOUBLE UNITS-			-TRIPLE UNITS-			TOTAL TRUCK	PERCENT TRUCK	PERCENT TURNS	TOTAL
		BUS	MED	HVY	4+	4-	5	6+	5-	6	7+				
NORTH APPROACH THIS LEG NORTH NORTH TO SOUTH NORTH TO EAST NORTH TO WEST															
SOUTH APPROACH SOUTH TO NORTH THIS LEG SOUTH SOUTH TO EAST SOUTH TO WEST															
EAST APPROACH EAST TO NORTH EAST TO SOUTH THIS LEG EAST EAST TO WEST	5808	15	176	43	5	20	47	57		1	364	5.90			6172
WEST APPROACH WEST TO NORTH WEST TO SOUTH WEST TO EAST THIS LEG WEST	2359	26	69	24	2	30	36	22		2 5	216	8.39			2575
															8747
														PCT SPLIT OUT/IN	
NORTH TOTAL PERCENTAGE															
SOUTH TOTAL PERCENTAGE															
EAST TOTAL PERCENTAGE	8167 93.37	41 0.47	245 2.80	67 0.77	7 0.08	50 0.57	83 0.95	79 0.90		2 6 0.02 0.07	580 6.63			71/29	8747
WEST TOTAL PERCENTAGE	8167 93.37	41 0.47	245 2.80	67 0.77	7 0.08	50 0.57	83 0.95	79 0.90		2 6 0.02 0.07	580 6.63			29/71	8747
TRUCK PERCENTAGE:															17494

LEGS	S/U	%	D/U	%	TRAIN	%	TRUCK	%	AXLE FACTOR
NORTH TOTAL									
SOUTH TOTAL									
EAST TOTAL	360	4.12	212	2.42	8	0.09	580	6.63	0.9571
WEST TOTAL	360	4.12	212	2.42	8	0.09	580	6.63	0.9571

STATE OF WASHINGTON - DEPARTMENT OF TRANSPORTATION
 TRIPS SYSTEM
 SHORT DURATION CLASSIFICATION 4-WAY

DATE: 7/18/2019
 TIME: 07:39:31
 PAGE: 3

SR 500 MP 000.00 OFF SYS ID COUNTER NUM 9124 COUNT ID HPMS
 DATE 7/10/2019 DAY OF WEEK 4 TIME PERIOD HOUR 07:00 - 08:00
 LOCATION SR 500 E/O SR 5/39TH ST I/C 04

HOURLY VOLUMES

MOVEMENT	CARS AND PICKUPS	---SINGLE UNITS---				-DOUBLE UNITS-			-TRIPLE UNITS-			TOTAL TRUCK	PERCENT TRUCK	PERCENT TURNS	TOTAL		
		BUS	MED	HVY	4+	4-	5	6+	5-	6	7+						
NORTH APPROACH																	
THIS LEG NORTH																	
NORTH TO SOUTH																	
NORTH TO EAST																	
NORTH TO WEST																	
SOUTH APPROACH																	
SOUTH TO NORTH																	
THIS LEG SOUTH																	
SOUTH TO EAST																	
SOUTH TO WEST																	
EAST APPROACH											87	4.85				1792	
EAST TO NORTH																	
EAST TO SOUTH																	
THIS LEG EAST																	
EAST TO WEST	1705	4	31	8	1	6	13	23		1	87		100.00			1792	
WEST APPROACH											52	8.55				608	
WEST TO NORTH																	
WEST TO SOUTH																	
WEST TO EAST	556	7	15	8	1	9	6	5		1	52		100.00			608	
THIS LEG WEST																	
																	2400
																	2400
																	2400
																	4800
NORTH TOTAL																	
PERCENTAGE																	
SOUTH TOTAL																	
PERCENTAGE																	
EAST TOTAL	2261	11	46	16	2	15	19	28		2	139		75/25			2400	
PERCENTAGE	94.21	0.46	1.92	0.67	0.08	0.62	0.79	1.17		0.08	5.79						
WEST TOTAL	2261	11	46	16	2	15	19	28		2	139		25/75			2400	
PERCENTAGE	94.21	0.46	1.92	0.67	0.08	0.62	0.79	1.17		0.08	5.79						

PCT SPLIT
OUT/IN

STATE OF WASHINGTON - DEPARTMENT OF TRANSPORTATION
 TRIPS SYSTEM
 SHORT DURATION CLASSIFICATION 4-WAY

DATE: 7/18/2019
 TIME: 07:39:31
 PAGE: 8

SR 500 MP 000.00 OFF SYS ID COUNTER NUM 9124 COUNT ID HPMS
 DATE 7/10/2019 DAY OF WEEK 4 TIME PERIOD HOUR 07:00 - 08:00
 LOCATION SR 500 E/O SR 5/39TH ST I/C 04

INTERSECTIONAL PEAK HOUR AND VOLUMES

MOVEMENT	CARS AND PICKUPS	---SINGLE UNITS---				-DOUBLE UNITS-			-TRIPLE UNITS-			TOTAL TRUCK	PERCENT TRUCK	PERCENT TURNS	TOTAL
		BUS	MED	HVY	4+	4-	5	6+	5-	6	7+				
NORTH APPROACH THIS LEG NORTH NORTH TO SOUTH NORTH TO EAST NORTH TO WEST															
SOUTH APPROACH SOUTH TO NORTH THIS LEG SOUTH SOUTH TO EAST SOUTH TO WEST															
EAST APPROACH EAST TO NORTH EAST TO SOUTH THIS LEG EAST EAST TO WEST	1705	4	31	8	1	6	13	23		1	87	4.85	100.00	1792	
WEST APPROACH WEST TO NORTH WEST TO SOUTH WEST TO EAST THIS LEG WEST	556	7	15	8	1	9	6	5		1	52	8.55	100.00	608	
															2400
															PCT SPLIT OUT/IN
NORTH TOTAL PERCENTAGE															
SOUTH TOTAL PERCENTAGE															
EAST TOTAL PERCENTAGE	2261 94.21	11 0.46	46 1.92	16 0.67	2 0.08	15 0.62	19 0.79	28 1.17		2 0.08	139 5.79		75/25	2400	
WEST TOTAL PERCENTAGE	2261 94.21	11 0.46	46 1.92	16 0.67	2 0.08	15 0.62	19 0.79	28 1.17		2 0.08	139 5.79		25/75	2400	
TRUCK PERCENTAGE:															4800

LEGS	S/U	%	D/U	%	TRAIN	%	TRUCK	%	AXLE FACTOR
NORTH TOTAL									
SOUTH TOTAL									
EAST TOTAL	75	3.12	62	2.58	2	0.08	139	5.79	0.9544
WEST TOTAL	75	3.12	62	2.58	2	0.08	139	5.79	0.9544

PEAK HOUR FACTOR 0.942 558 584 637 621 2400



Vehicle Volume Summary
 (Block Diagram)

Date: 7/10/2019
 Time Period: 07:00 - 08:00

SR: 500



MP: 000.00

Off Sys. ID:

Count ID: HPMS

Location: SR 500 E/O SR 5/39TH ST I/C

INTERSECTIONAL PEAK HOUR AND VOLUMES



Quarter Hour 1 = 558
 Quarter Hour 2 = 584
 Quarter Hour 3 = 637
 Quarter Hour 4 = 621
 TOTAL HOUR = 2400

PEAK HOUR FACTOR = 0.942



Vehicle Volume Summary
(Block Diagram)

Date: 7/10/2019
Time Period: 06:00 - 10:00

SR: 500


MP: 000.00

Off Sys. ID:

Count ID: HPMS

Location: SR 500 E/O SR 5/39TH ST I/C

ENTIRE COUNT VOLUMES



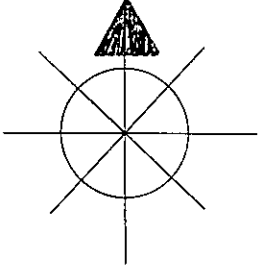
CB 2364 JMM #10 EB 7512 1400-1800 WB 2365
 2366 TPS 9123 1000-1400 5003
 2365 SS 4121 460-1000 5004
 2368 JH

Traffic Station Sketch

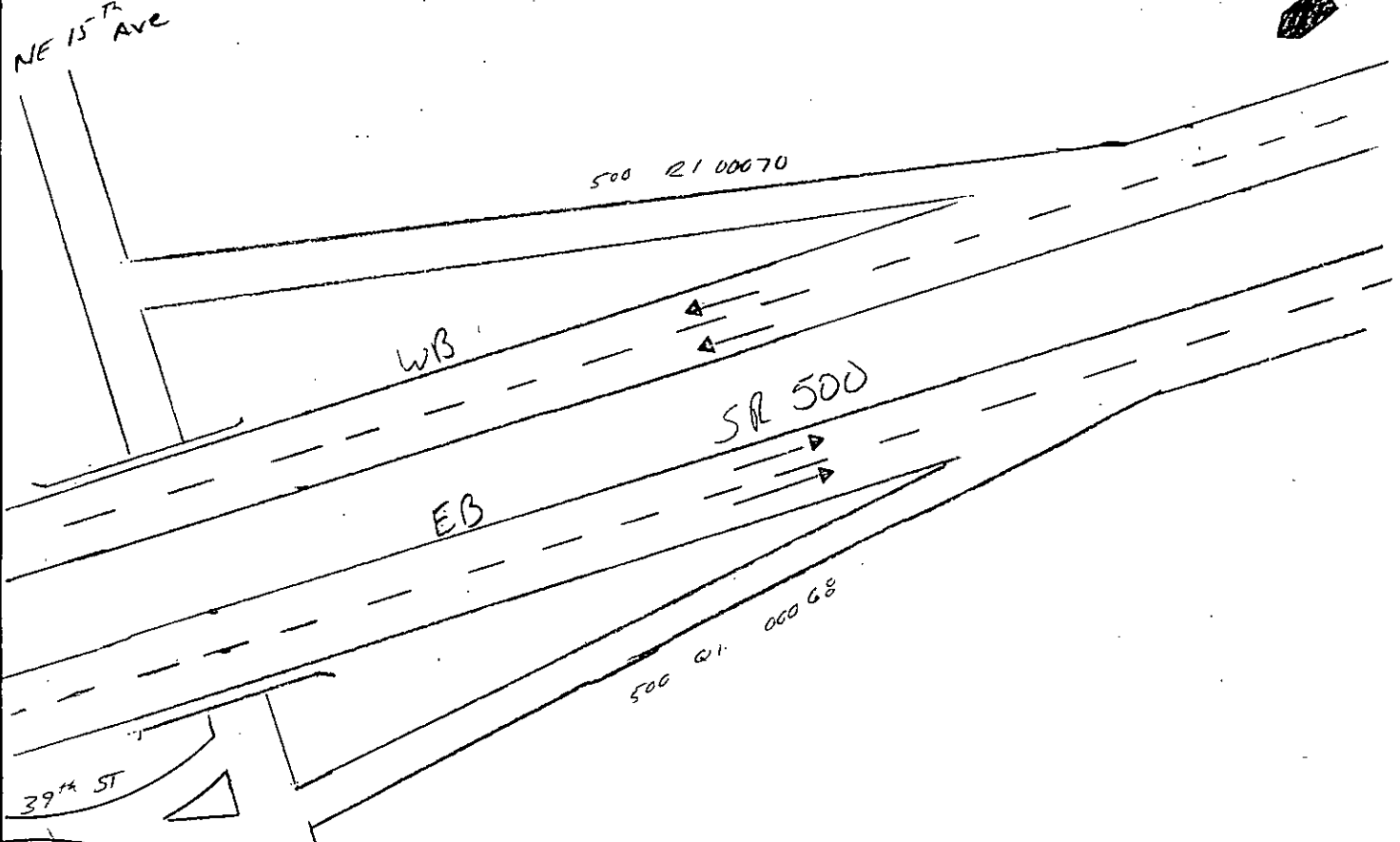
SR # SR 500	MP 0 ● 00	OSID	Count ID HPMS	Date 7/9/19 7/10/19
----------------	--------------	------	------------------	---------------------------

Station Location
 SR500 E/O SR25 / 39TH ST I/C

Sketch



Indicate North



Remarks:

G:\HPMS\142.TAT	14-1800	7512	7/9/2019
G:\HPMS\143.TAT	10-1400	9123	7/9/2019
G:\HPMS\144.TAT	06-1000	9124	7/10/2019

JDM/JH/TPS/SS
 Signature