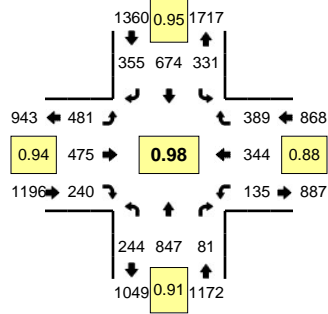


Type of peak hour being reported: Intersection Peak

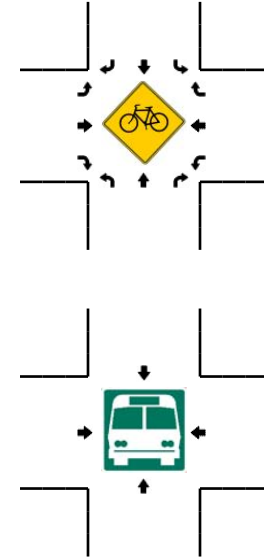
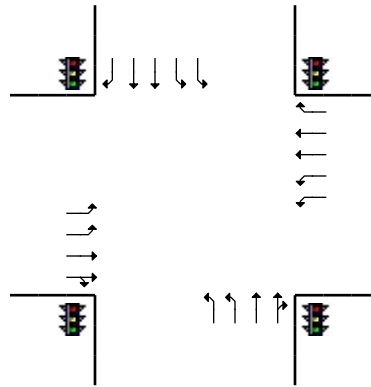
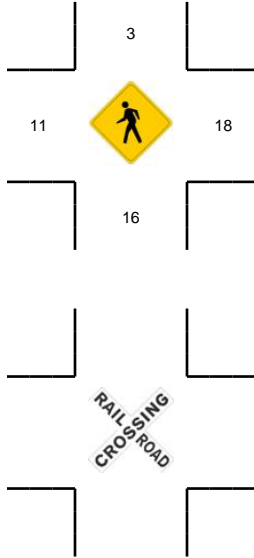
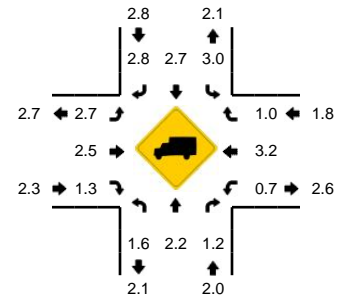
Method for determining peak hour: Total Entering Volume

LOCATION: NE Andresen Rd -- NE Fourth Plain Blvd
CITY/STATE: Vancouver, WA

QC JOB #: 10396303
DATE: 12/3/2008



Peak-Hour: 4:00 PM -- 5:00 PM
Peak 15-Min: 4:00 PM -- 4:15 PM



5-Min Count Period Beginning At	NE Andresen Rd (Northbound)				NE Andresen Rd (Southbound)				NE Fourth Plain Blvd (Eastbound)				NE Fourth Plain Blvd (Westbound)				Total	Hourly Totals
	Left	Thru	Right	U	Left	Thru	Right	U	Left	Thru	Right	U	Left	Thru	Right	U		
4:00 PM	25	78	8	0	22	60	24	0	36	36	20	0	11	31	18	0	369	
4:05 PM	18	64	6	0	35	69	33	0	48	42	20	0	12	34	38	0	419	
4:10 PM	23	49	10	0	27	44	34	0	44	42	29	0	14	29	40	0	385	
4:15 PM	27	80	7	0	21	51	21	0	27	26	17	0	10	38	36	0	361	
4:20 PM	20	71	8	0	37	78	39	0	38	48	21	0	9	20	25	0	414	
4:25 PM	17	61	4	0	25	39	34	0	42	41	18	0	13	37	36	0	367	
4:30 PM	21	77	7	0	27	55	23	0	37	36	19	0	13	30	28	0	373	
4:35 PM	14	79	8	0	25	64	28	0	44	41	18	0	9	19	30	0	379	
4:40 PM	26	67	5	0	41	62	21	0	55	38	15	0	14	21	41	0	406	
4:45 PM	18	59	4	0	17	36	15	0	44	46	21	0	14	33	38	0	345	
4:50 PM	20	98	10	0	21	62	41	0	27	33	16	0	7	31	27	0	393	
4:55 PM	15	64	4	0	33	54	42	0	39	46	26	0	9	21	32	0	385	4596
5:00 PM	23	63	4	0	22	44	18	0	43	34	20	0	8	36	30	0	345	4572
5:05 PM	23	97	5	0	22	69	23	0	46	37	8	0	8	28	24	0	390	4543
5:10 PM	7	60	6	0	30	60	14	0	63	47	28	0	11	24	30	0	380	4538
5:15 PM	14	70	4	0	22	43	29	0	40	31	23	0	10	33	38	0	357	4534
5:20 PM	23	77	9	0	20	67	19	0	36	32	11	0	8	31	14	0	347	4467
5:25 PM	23	66	5	0	36	29	19	0	46	46	21	0	14	20	27	0	352	4452
5:30 PM	27	88	8	0	19	56	22	0	26	28	18	0	18	18	31	0	359	4438
5:35 PM	12	66	9	0	37	61	22	0	28	36	19	0	16	22	22	0	350	4409
5:40 PM	15	52	1	0	30	49	28	0	33	53	20	0	6	29	35	0	351	4354
5:45 PM	24	62	10	0	23	63	17	0	26	35	21	0	11	21	20	0	333	4342
5:50 PM	18	85	12	0	23	61	20	0	35	28	21	0	8	21	23	0	355	4304
5:55 PM	18	67	4	0	14	56	28	0	23	28	24	0	8	24	24	0	318	4237
Peak 15-Min Flowrates	Northbound				Southbound				Eastbound				Westbound				Total	
All Vehicles	264	764	96	0	336	692	364	0	512	480	276	0	148	376	384	0	4692	
Heavy Trucks	8	20	4		8	20	24		12	8	0		0	12	0		116	
Pedestrians		16				0				8				16			40	
Bicycles																		
Railroad																		
Stopped Buses																		

Comments: