



JP

Interval  60 min.  15 min.  
 Binned(CL/SP)  Count(volume)  
 Lane No  1  2

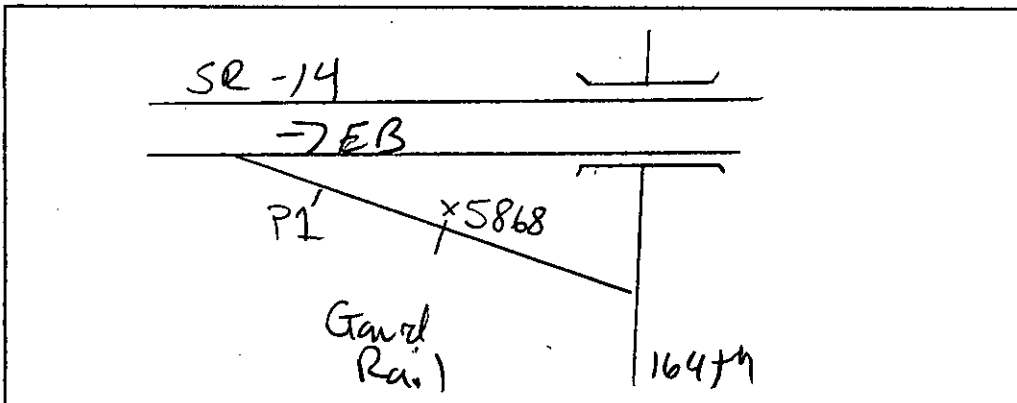
Direction Channel 1 \_\_\_\_\_  
 Direction Channel 2 \_\_\_\_\_  
 Unique ID# \_\_\_\_\_

Counter No. 505868 Count ID 19-001  
 SR 14 RRT/RRQ P1 00792 MP 0.00  
 Leg 2 Direction EB OSID \_\_\_\_\_

Station Description ON SR 14 EB off ramp to 164th ave SE

Date	Day	Time	Comments
12/10/19	3	10:36	Manual (1) <u>10</u> (2) _____ Set up ok JDM/TPS 6.5v Counter (1) <u>10</u> (2) _____ <i>COUNTER SET ON TUESDAY</i>
12/11/19	4	09:32	Manual (1) <u>50</u> (2) _____ Check ok JDM/TPS 6.5 Counter (1) <u>50</u> (2) _____
12/12/19	5	12:13	Manual (1) <u>10</u> (2) _____ Check ok JDM/TPS 6.32 Counter (1) <u>10</u> (2) _____
12/13/19	6	09:27	Manual (1) <u>1</u> (2) _____ P/U ok JDM/TPS 6.4 Counter (1) <u>1</u> (2) _____
			Manual (1) _____ (2) _____ Counter (1) _____ (2) _____

Sketch



*J. Myler*  
 Field Person

15615

STATE OF WASHINGTON - DEPARTMENT OF TRANSPORTATION  
TRIP SYSTEM  
15 MINUTE TRAFFIC COUNT SUMMARY

SR 014 P100792 MP 000.00	OFF SYSTEM ID.	LEG 2	DIRECTION OF TRAFFIC EASTBOUND																		LANE ALL OF						
COUNT IDENTIFIER 19-001	COUNTER NUMBER 505868	DESCRIPTION: ON SR 14 EB OFF RAMP TO SE 164TH AVE																									
12/10/19 TUESDAY				AM HOURS									PM HOURS											DAILY			
	12	1	2	3	4	5	6	7	8	9	10	11	12	1	2	3	4	5	6	7	8	9	10	11	TOTAL		
	1	2	3	4	5	6	7	8	9	10	11	12	1	2	3	4	5	6	7	8	9	10	11	12	TOTAL		
00-15													219	250	240	261	295	299	262	279	238	180	158	113	69		
15-30													211	253	244	259	304	284	240	252	234	175	136	89	62		
30-45													290	246	240	289	313	290	256	241	208	136	159	83	34		
45-00												240	228	288	262	274	301	269	263	243	214	156	123	70	45		
HOUR	-----																										
TOT													240	948	1037	986	1083	1213	1142	1021	1015	894	647	576	355	210	11367

AM PEAK HOUR 1045 TO 1145 VOLUME 960 AM TOTAL 1188  
PM PEAK HOUR 0315 TO 0415 VOLUME 1217 PM TOTAL 10179

12/11/19 WEDNESDAY				AM HOURS									PM HOURS											DAILY	
	12	1	2	3	4	5	6	7	8	9	10	11	12	1	2	3	4	5	6	7	8	9	10	11	TOTAL
	1	2	3	4	5	6	7	8	9	10	11	12	1	2	3	4	5	6	7	8	9	10	11	12	TOTAL
00-15	41	15	20	15	18	37	95	126	239	238	208	233	278	264	254	291	301	286	289	234	183	147	96	68	
15-30	38	19	17	13	20	49	119	163	220	207	200	208	256	268	308	312	287	269	246	227	161	157	90	49	
30-45	18	16	7	7	15	79	105	202	253	233	239	228	254	246	264	306	300	266	237	190	177	139	62	44	
45-00	20	10	17	15	26	98	151	262	294	224	224	270	292	268	273	315	285	288	231	214	156	110	67	38	
HOUR	-----																								
TOT	117	60	61	50	79	263	470	753	1006	902	871	939	1080	1046	1099	1224	1173	1109	1003	865	677	553	315	199	15914

AM PEAK HOUR 0800 TO 0900 VOLUME 1006 AM TOTAL 5571  
PM PEAK HOUR 0315 TO 0415 VOLUME 1234 PM TOTAL 10343

12/12/19 THURSDAY				AM HOURS									PM HOURS											DAILY	
	12	1	2	3	4	5	6	7	8	9	10	11	12	1	2	3	4	5	6	7	8	9	10	11	TOTAL
	1	2	3	4	5	6	7	8	9	10	11	12	1	2	3	4	5	6	7	8	9	10	11	12	TOTAL
00-15	29	25	20	11	15	49	90	141	247	208	154	213	234	207	247	337	335	304	280	205	183	164	128	55	
15-30	29	27	26	14	19	62	121	157	258	190	213	216	264	255	283	348	335	305	281	210	160	138	111	59	
30-45	30	22	13	16	20	64	106	215	272	204	213	244	279	289	300	344	317	319	237	216	147	131	89	56	
45-00	25	22	14	13	36	105	157	258	281	227	244	257	243	308	320	340	311	300	224	185	143	111	81	45	
HOUR	-----																								
TOT	113	96	73	54	90	280	474	771	1058	829	824	930	1020	1059	1150	1369	1298	1228	1022	816	633	544	409	215	16355

AM PEAK HOUR 0800 TO 0900 VOLUME 1058 AM TOTAL 5592  
PM PEAK HOUR 0300 TO 0400 VOLUME 1369 PM TOTAL 10763

STATE OF WASHINGTON - DEPARTMENT OF TRANSPORTATION  
T R I P S   S Y S T E M  
15 MINUTE TRAFFIC COUNT SUMMARY

SR 014 P100792 MP 000.00	OFF SYSTEM ID.	LEG 2	DIRECTION OF TRAFFIC EASTBOUND																	LANE ALL OF						
COUNT IDENTIFIER 19-001	COUNTER NUMBER 505868	DESCRIPTION: ON SR 14 EB OFF RAMP TO SE 164TH AVE																								
12/13/19 FRIDAY	AM HOURS										PM HOURS										DAILY					
	12	1	2	3	4	5	6	7	8	9	10	11	12	1	2	3	4	5	6	7	8	9	10	11	12	TOTAL
00-15	36	27	22	17	14	48	106	127	229	260																
15-30	27	28	17	19	15	54	125	183	251																	
30-45	31	20	12	21	19	66	134	224	248																	
45-00	35	25	22	17	44	92	169	281	243																	
HOUR	-----																									
TOT	129	100	73	74	92	260	534	815	971	260																3308

AM PEAK HOUR 0745 TO 0845 VOLUME 1009 AM TOTAL 3308  
PM PEAK HOUR 0000 TO 0000 VOLUME 0 PM TOTAL 0

12/10/19 THRU 12/13/19  
TOTAL HOURS FOR COUNT 70

2 DAYS FACTOR GROUP P06 FACTOR GROUP CB-20  
AVG WEEKDAY VOL 16135 X SEASONAL ADJ. FACTOR 1.0000 = 16135 X AXLE CORR FACTOR 0.9678 = ESTIMATED AVG DAILY TRAFFIC 15615

PEAK HOUR PERCENTAGES: K = 8.48 D = 100.00  
PEAK HOUR LOCATION : VOLUME = 1369 DATE: 12/12/19 TIME: 03:00 PM



Interval  60 min.  15 min.  
 Binned(CL/SP)  Count(volume)  
Lane No  1  2

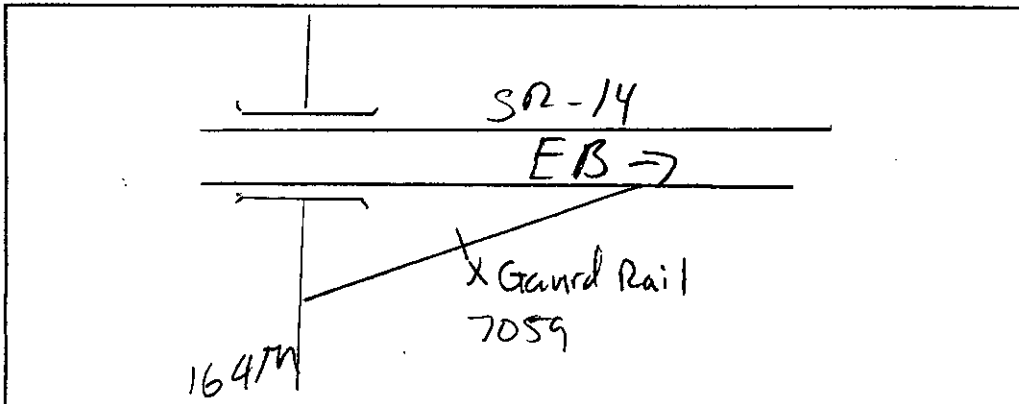
Direction Channel 1 \_\_\_\_\_  
Direction Channel 2 \_\_\_\_\_  
Unique ID# \_\_\_\_\_

Counter No. 507059 Count ID 19-001  
SR 14 RRT/RRQ Q1 00902 MP 0.00  
Leg 2 Direction EB OSID \_\_\_\_\_

Station Description ON SR 14 EB on ramp from ~~164th ave~~ SE *SE 164th AVE*

Date	Day	Time	Comments
12/10/19	3	10:41	Manual (1) <u>10</u> (2) _____ Set up ok JDM/TPS 6.5v Counter (1) <u>10</u> (2) _____ <i>COUNTER SET ON TUESDAY</i>
12/11/19	4	07:44	Manual (1) <u>12</u> (2) _____ Check ok JDM/TPS 6.4v Counter (1) <u>12</u> (2) _____
12/12/19	5	12:15	Manual (1) <u>10</u> (2) _____ Check ok JDM/TPS 6.3v Counter (1) <u>10</u> (2) _____
12/13/19	6	09:31	Manual (1) <u>1</u> (2) _____ P/U ok JDM/TPS 6.5 Counter (1) <u>1</u> (2) _____
			Manual (1) _____ (2) _____ Counter (1) _____ (2) _____

Sketch



*J. Myler*  
Field Person

4343

STATE OF WASHINGTON - DEPARTMENT OF TRANSPORTATION  
TRIP SYSTEM  
15 MINUTE TRAFFIC COUNT SUMMARY

SR 014 Q100902 MP 000.00		OFF SYSTEM ID.		LEG 2		DIRECTION OF TRAFFIC EASTBOUND															LANE ALL OF				
COUNT IDENTIFIER 19-001		COUNTER NUMBER 507059		DESCRIPTION: ON SR 14 EB ON RAMP FROM SE 164TH AVE																					
12/10/19 TUESDAY												PM HOURS												DAILY	
AM HOURS																									
12	1	2	3	4	5	6	7	8	9	10	11	12	1	2	3	4	5	6	7	8	9	10	11	DAILY	
1	2	3	4	5	6	7	8	9	10	11	12	1	2	3	4	5	6	7	8	9	10	11	12	TOTAL	
00-15											63	50	67	78	87	109	122	85	71	53	35	28	16		
15-30											57	87	65	93	93	112	120	95	67	48	29	21	15		
30-45											66	66	61	92	75	90	98	69	60	32	33	17	7		
45-00										48	67	79	83	93	75	109	107	70	67	35	21	15	5		
HOUR	-----																								
TOT										48	253	282	276	356	330	420	447	319	265	168	118	81	43	3406	

AM PEAK HOUR 1100 TO 1200 VOLUME 253 AM TOTAL 301  
PM PEAK HOUR 0445 TO 0545 VOLUME 449 PM TOTAL 3105

12/11/19 WEDNESDAY												PM HOURS												DAILY	
AM HOURS																									
12	1	2	3	4	5	6	7	8	9	10	11	12	1	2	3	4	5	6	7	8	9	10	11	DAILY	
1	2	3	4	5	6	7	8	9	10	11	12	1	2	3	4	5	6	7	8	9	10	11	12	TOTAL	
00-15	6	4	1	2	3	22	56	54	50	46	54	59	68	75	76	92	115	98	53	54	34	30	12		
15-30	4	1	1	2	13	5	42	53	45	49	36	58	59	70	73	87	103	129	99	60	45	50	15		
30-45	7	6	3	3	10	15	47	75	43	66	64	58	76	60	77	85	89	130	67	53	41	29	17		
45-00	4	4	4	1	8	19	44	82	52	65	53	76	75	61	97	99	112	130	80	35	38	20	12		
HOUR	-----																								
TOT	21	15	9	5	31	42	155	266	194	230	199	246	269	259	322	347	396	504	344	201	178	133	74	4481	

AM PEAK HOUR 0700 TO 0800 VOLUME 266 AM TOTAL 1413  
PM PEAK HOUR 0500 TO 0600 VOLUME 504 PM TOTAL 3068

12/12/19 THURSDAY												PM HOURS												DAILY	
AM HOURS																									
12	1	2	3	4	5	6	7	8	9	10	11	12	1	2	3	4	5	6	7	8	9	10	11	DAILY	
1	2	3	4	5	6	7	8	9	10	11	12	1	2	3	4	5	6	7	8	9	10	11	12	TOTAL	
00-15	6	7	4	1	3	7	26	53	35	37	45	60	55	70	69	75	87	123	89	64	47	38	18		
15-30	8	4	2	2	9	11	28	64	41	38	50	57	81	60	81	105	110	121	107	62	54	39	24		
30-45	2	2	2	4	10	15	45	70	54	49	54	76	75	66	72	84	100	136	68	56	65	30			
45-00	2	4	8	1	3	18	40	80	53	59	49	54	64	65	79	101	110	125	98	41	35	30			
HOUR	-----																								
TOT	18	15	16	8	25	51	139	267	183	183	198	247	275	261	301	365	407	505	362	223	201	137	76	4500	

AM PEAK HOUR 0700 TO 0800 VOLUME 267 AM TOTAL 1350  
PM PEAK HOUR 0500 TO 0600 VOLUME 505 PM TOTAL 3150

DOT-RNB515A-B

STATE OF WASHINGTON - DEPARTMENT OF TRANSPORTATION  
TRIP SYSTEM  
15 MINUTE TRAFFIC COUNT SUMMARY

DATE 01/09/20  
TIME 15:27:01  
PAGE 92

SR 014 Q100902 MP 000.00 OFF SYSTEM ID. LEG 2 DIRECTION OF TRAFFIC EASTBOUND LANE ALL OF

COUNT IDENTIFIER 19-001 COUNTER NUMBER 507059 DESCRIPTION: ON SR 14 EB ON RAMP FROM SE 164TH AVE

12/13/19 FRIDAY	AM HOURS										PM HOURS										DAILY TOTAL			
	12	1	2	3	4	5	6	7	8	9	10	11	12	1	2	3	4	5	6	7		8	9	10
	1	2	3	4	5	6	7	8	9	10	11	12	1	2	3	4	5	6	7	8	9	10	11	12
00-15	12	3	5	4	3	3	15	29	48	43														
15-30	5	3	3	7	8	6	29	59	47	62														
30-45	6	2	3		10	16	40	53	56															
45-00	11	4	4	1	3	14	45	72	51															
HOUR	-----																							
TOT	34	12	15	12	24	39	129	213	202	105														785

AM PEAK HOUR 0715 TO 0815 VOLUME 232  
PM PEAK HOUR 0000 TO 0000 VOLUME 0

AM TOTAL 785  
PM TOTAL 0

12/10/19 THRU 12/13/19  
TOTAL HOURS FOR COUNT 70

2 DAYS FACTOR GROUP P06 FACTOR GROUP P06  
AVG WEEKDAY VOL 4491 X SEASONAL ADJ. FACTOR 1.0000 = 4491 X AXLE CORR FACTOR 0.9671 = ESTIMATED AVG DAILY TRAFFIC 4343

PEAK HOUR PERCENTAGES: K = 11.24 D = 100.00  
PEAK HOUR LOCATION : VOLUME = 505 DATE: 12/12/19 TIME: 05:00 PM



Interval  60 min.  15 min.  
 Binned(CL/SP)  Count(volume)  
 Lane No  1  2

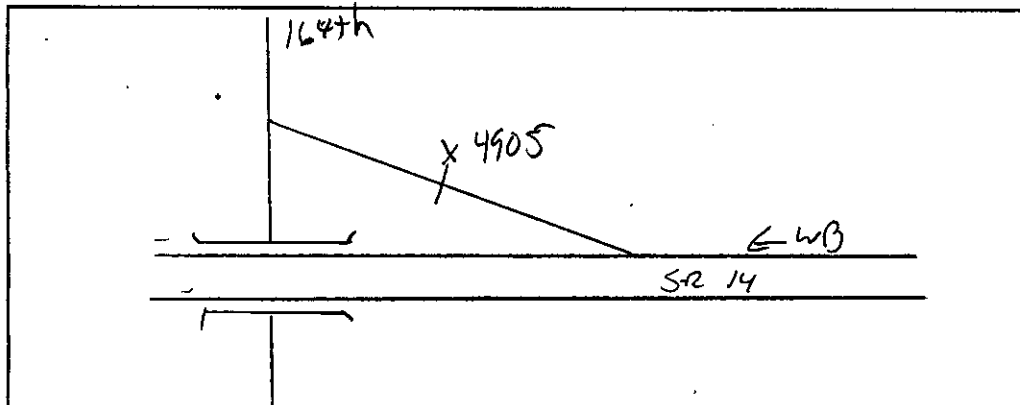
Direction Channel 1 \_\_\_\_\_  
 Direction Channel 2 \_\_\_\_\_  
 Unique ID# \_\_\_\_\_

Counter No. 504905 Count ID 19-001  
 SR 14 RRT/RRQ R1 00890 MP 0.00  
 Leg 2 Direction WB OSID \_\_\_\_\_

Station Description ON SR 14 WB off ramp to SE 164th Ave  
~~464th ave SE~~

Date	Day	Time	Comments
12/10/19	3	10:50	Manual (1) <u>10</u> (2) _____ Set up ok JDM/TPS 6.6v Counter (1) <u>10</u> (2) _____ <i>COUNTER SET ON TUESDAY</i>
12/11/19	4	07:52	Manual (1) <u>40</u> (2) _____ Check ok JDM/TPS 6.4 Counter (1) <u>40</u> (2) _____
12/12/19	5	12:19	Manual (1) <u>10</u> (2) _____ Check ok JDM/TPS 6.5 Counter (1) <u>10</u> (2) _____
12/13/19	6	09:36	Manual (1) <u>1</u> (2) _____ P/U ok JDM/TPS 6.70 Counter (1) <u>1</u> (2) _____
			Manual (1) _____ (2) _____ Counter (1) _____ (2) _____

Sketch



*J. Myler*  
 Field Person

4664

STATE OF WASHINGTON - DEPARTMENT OF TRANSPORTATION  
 TRIP SYSTEM  
 15 MINUTE TRAFFIC COUNT SUMMARY

SR 014 R100890 MP 000.00		OFF SYSTEM ID.	LEG 2		DIRECTION OF TRAFFIC WESTBOUND																LANE ALL OF				
COUNT IDENTIFIER 19-001		COUNTER NUMBER 504905	DESCRIPTION: ON SR 14 WB OFF RAMP TO SE 164TH AVE																						
12/10/19 TUESDAY		AM HOURS										PM HOURS										DAILY TOTAL			
12	1	2	3	4	5	6	7	8	9	10	11	12	1	2	3	4	5	6	7	8	9	10	11	12	TOTAL
00-15											90	90	61	72	70	89	86	66	43	26	12	11	8		
15-30											84	66	79	60	101	90	99	49	38	14	13	10	4		
30-45											75	69	72	65	82	95	81	56	39	14	16	11	6		
45-00											93	83	69	78	115	67	60	57	30	11	12	4	9		
HOUR	-----																								
TOT											342	308	281	275	368	341	326	228	150	65	53	36	27	2800	

AM PEAK HOUR 1100 TO 1200 VOLUME 342 AM TOTAL 342  
 PM PEAK HOUR 0345 TO 0445 VOLUME 389 PM TOTAL 2458

12/11/19 WEDNESDAY		AM HOURS										PM HOURS										DAILY TOTAL			
12	1	2	3	4	5	6	7	8	9	10	11	12	1	2	3	4	5	6	7	8	9	10	11	12	TOTAL
00-15	9	2	1	3	2	8	24	121	164	72	74	75	70	77	72	73	84	69	67	45	32	11	11	7	
15-30	2	2	1		6	20	63	180	107	72	94	61	70	78	65	83	113	88	66	24	26	18	8	8	
30-45	6			1	4	22	47	255	90	86	70	69	61	63	61	85	85	76	57	29	27	12	5	9	
45-00	2	5		3	16	25	106	201	99	68	71	73	79	84	81	100	82	85	52	43	28	18	6	10	
HOUR	-----																								
TOT	19	9	2	7	28	75	240	757	460	298	309	278	280	302	279	341	364	318	242	141	113	59	30	34	4985

AM PEAK HOUR 0715 TO 0815 VOLUME 800 AM TOTAL 2482  
 PM PEAK HOUR 0345 TO 0445 VOLUME 382 PM TOTAL 2503

12/12/19 THURSDAY		AM HOURS										PM HOURS										DAILY TOTAL			
12	1	2	3	4	5	6	7	8	9	10	11	12	1	2	3	4	5	6	7	8	9	10	11	12	TOTAL
00-15	10	5	3		3	14	27	81	122	70	71	72	71	59	58	75	107	89	63	52	23	31	24	13	
15-30	5	2			9	13	56	89	77	83	67	68	83	71	62	89	101	89	66	42	28	25	10	7	
30-45	2	3	2	3	3	25	42	109	80	71	78	77	78	65	73	79	101	91	58	27	23	16	9	7	
45-00	5	1	3	3	10	20	72	162	87	56	90	77	84	69	79	98	100	78	58	29	28	17	6	13	
HOUR	-----																								
TOT	22	11	8	6	25	72	197	441	366	280	306	294	316	264	272	341	409	347	245	150	102	89	49	40	4652

AM PEAK HOUR 0715 TO 0815 VOLUME 482 AM TOTAL 2028  
 PM PEAK HOUR 0400 TO 0500 VOLUME 409 PM TOTAL 2624



STATE OF WASHINGTON - DEPARTMENT OF TRANSPORTATION  
T R I P S   S Y S T E M  
15 MINUTE TRAFFIC COUNT SUMMARY

SR 014 R100890 MP 000.00	OFF SYSTEM ID.	LEG 2	DIRECTION OF TRAFFIC WESTBOUND																		LANE ALL OF				
COUNT IDENTIFIER 19-001	COUNTER NUMBER 504905	DESCRIPTION: ON SR 14 WB OFF RAMP TO SE 164TH AVE																							
12/13/19 FRIDAY	AM HOURS											PM HOURS											DAILY		
	12	1	2	3	4	5	6	7	8	9	10	11	12	1	2	3	4	5	6	7	8	9	10	11	TOTAL
00-15	7	3	3	5	3	15	18	74	90	93															
15-30	7	1	3	2	3	15	41	86	87	74															
30-45	3				7	23	40	85	84																
45-00	2	2	3	3	14	22	59	104	87																
HOUR	-----																								
TOT	19	6	9	10	27	75	158	349	348	167														1168	

AM PEAK HOUR 0730 TO 0830 VOLUME 366      AM TOTAL 1168  
 PM PEAK HOUR 0000 TO 0000 VOLUME 0          PM TOTAL 0

12/10/19 THRU 12/13/19  
 TOTAL HOURS FOR COUNT 70

2 DAYS      FACTOR GROUP P06      FACTOR GROUP CB-20  
 AVG WEEKDAY VOL 4819 X SEASONAL ADJ. FACTOR 1.0000 = 4819 X AXLE CORR FACTOR 0.9678 = ESTIMATED AVG DAILY TRAFFIC 4664

PEAK HOUR PERCENTAGES:      K = 16.60    D = 100.00  
 PEAK HOUR LOCATION : VOLUME = 800    DATE: 12/11/19    TIME: 07:15 AM



Interval  60 min.  15 min.  
 Binned(CL/SP)  Count(volume)  
Lane No  1  2

---

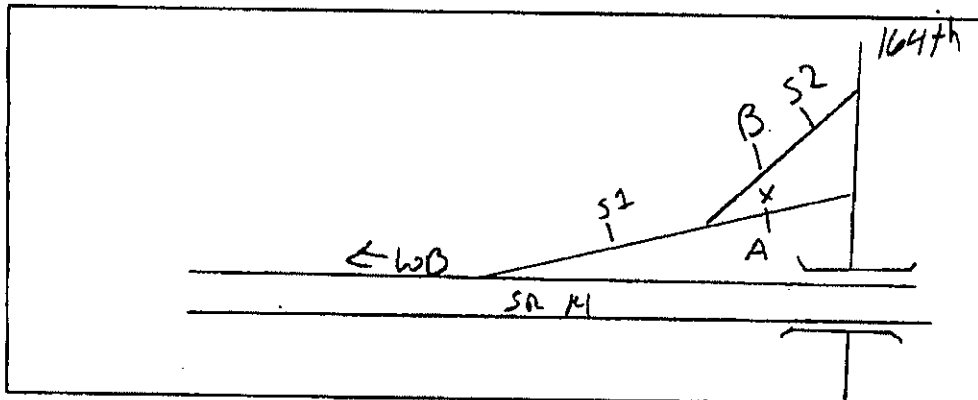
Direction Channel 1 WB S1 00793 2 of 2  
Direction Channel 2 WB S2 00793 1 of 2  
Unique ID# \_\_\_\_\_

Counter No. 501965 Count ID 19-001  
SR 14 RRT/RRQ S100793 MP 0,13  
Leg 2 Direction See 1,2 OSID \_\_\_\_\_

Station Description ON SR 14 WB on ramp from ~~104th~~ SE 164th AVE

Date	Day	Time	Comments
12/10/19	3	10:50	Manual (1) <u>5</u> (2) <u>5</u> Set up ok JDM/TPS 6.6v Counter (1) <u>5</u> (2) <u>5</u>
12/11/19	4	07:58	Manual (1) <u>8</u> (2) <u>35</u> Check ok JDM/TPS 6.5 Counter (1) <u>8</u> (2) <u>35</u> <i>COUNTER SET ON TUESDAY</i>
12/12/19	5	12:23	Manual (1) <u>10</u> (2) <u>10</u> Check ok JDM/TPS 6.5 Counter (1) <u>10</u> (2) <u>10</u>
12/13/19	6	08:55	Manual (1) <u>1</u> (2) <u>1</u> P/U ok JDM/TPS 6.5 Counter (1) <u>1</u> (2) <u>1</u>
			Manual (1) _____ (2) _____ Counter (1) _____ (2) _____

Sketch



North

J. Mydla  
Field Person

17135

STATE OF WASHINGTON - DEPARTMENT OF TRANSPORTATION  
TRIP SYSTEM  
15 MINUTE TRAFFIC COUNT SUMMARY

SR 014 S100793 MP 000.13 OFF SYSTEM ID. LEG 2 DIRECTION OF TRAFFIC WESTBOUND LANE 1 OF 2  
COUNT IDENTIFIER 19-001 COUNTER NUMBER 501965 DESCRIPTION: ON SR 14 WB ON RAMP FROM SE 164TH AVE

12/10/19 TUESDAY		AM HOURS										PM HOURS										DAILY TOTAL			
12	1	2	3	4	5	6	7	8	9	10	11	12	1	2	3	4	5	6	7	8	9		10	11	12
00-15												232	228	253	227	249	326	343	275	171	115	76	89	40	
15-30												262	262	274	258	245	319	238	298	169	106	84	55	23	
30-45												245	231	228	285	254	391	335	229	135	102	76	51	26	
45-00												227	248	241	255	291	325	348	198	126	84	75	36	11	
HOUR																									
TOT												966	969	996	1025	1039	1361	1264	1000	601	407	311	231	100	10270

AM PEAK HOUR 1100 TO 1200 VOLUME 966 AM TOTAL 966  
PM PEAK HOUR 0415 TO 0515 VOLUME 1378 PM TOTAL 9304

12/11/19 WEDNESDAY		AM HOURS										PM HOURS										DAILY TOTAL			
12	1	2	3	4	5	6	7	8	9	10	11	12	1	2	3	4	5	6	7	8	9		10	11	12
00-15	24	14	11	13	20	109	223	251	196	260	271	244	214	214	237	257	339	324	296	201	148	87	69	32	
15-30	24	14	18	21	69	136	240	190	195	293	274	231	236	242	234	227	360	348	290	163	131	88	75	38	
30-45	31	22	17	34	76	187	300	204	282	269	262	222	259	255	290	255	335	326	249	148	92	78	50	35	
45-00	9	11	16	31	70	172	217	189	230	264	260	246	266	288	281	313	376	290	186	132	101	65	31	24	
HOUR																									
TOT	88	61	62	99	235	604	980	834	903	1086	1067	943	975	999	1042	1052	1410	1288	1021	644	472	318	225	129	16537

AM PEAK HOUR 0915 TO 1015 VOLUME 1097 AM TOTAL 6962  
PM PEAK HOUR 0400 TO 0500 VOLUME 1410 PM TOTAL 9575

12/12/19 THURSDAY		AM HOURS										PM HOURS										DAILY TOTAL			
12	1	2	3	4	5	6	7	8	9	10	11	12	1	2	3	4	5	6	7	8	9		10	11	12
00-15	31	14	18	21	31	101	221	270	197	255	266	254	252	212	261	223	345	369	290	181	122	86	79	72	
15-30	24	15	13	24	59	168	259	234	244	286	253	268	318	250	233	271	347	374	275	196	131	77	66	39	
30-45	17	13	18	39	81	207	301	228	255	280	266	287	313	244	273	282	330	357	242	115	101	87	49	29	
45-00	13	23	13	20	71	195	212	209	253	282	234	229	255	236	292	306	346	264	205	131	98	74	33	21	
HOUR																									
TOT	85	65	62	104	242	671	993	941	949	1103	1019	1038	1138	942	1059	1082	1368	1364	1012	623	452	324	227	161	17024

AM PEAK HOUR 0915 TO 1015 VOLUME 1114 AM TOTAL 7272  
PM PEAK HOUR 0445 TO 0545 VOLUME 1446 PM TOTAL 9752

STATE OF WASHINGTON - DEPARTMENT OF TRANSPORTATION  
 TRIP SYSTEM  
 15 MINUTE TRAFFIC COUNT SUMMARY

SR 014 S100793 MP 000.13		OFF SYSTEM ID.		LEG 2		DIRECTION OF TRAFFIC WESTBOUND		LANE 1		OF 2																	
COUNT IDENTIFIER 19-001		COUNTER NUMBER 501965		DESCRIPTION: ON SR 14 WB ON RAMP FROM SE 164TH AVE																							
12/13/19 FRIDAY				AM HOURS						PM HOURS						DAILY											
	12	1	2	3	4	5	6	7	8	9	10	11	12	1	2	3	4	5	6	7	8	9	10	11	12	TOTAL	
00-15	24	16	12	16	34	104	222	246	211																		
15-30	22	21	19	27	47	143	210	243	229																		
30-45	28	16	23	32	83	193	258	250	295																		
45-00	17	23	17	29	68	163	224	263																			
HOUR	-----																										
TOT	91	76	71	104	232	603	914	1002	735																		3828
	AM PEAK HOUR 0700 TO 0800 VOLUME 1002												AM TOTAL 3828														
	PM PEAK HOUR 0000 TO 0000 VOLUME 0												PM TOTAL 0														

STATE OF WASHINGTON - DEPARTMENT OF TRANSPORTATION  
 TRIPS SYSTEM  
 15 MINUTE TRAFFIC COUNT SUMMARY

SR 014 S100793 MP 000.13 OFF SYSTEM ID. LEG 2 DIRECTION OF TRAFFIC WESTBOUND LANE 2 OF 2  
 COUNT IDENTIFIER 19-001 COUNTER NUMBER 501965 DESCRIPTION: ON SR 14 WB ON RAMP FROM SE 164TH AVE

12/10/19 TUESDAY												AM HOURS												PM HOURS												DAILY TOTAL
12	1	2	3	4	5	6	7	8	9	10	11	12	1	2	3	4	5	6	7	8	9	10	11	12												
00-15											17	18	9	10	14	7	10	11	4	4			5	2												
15-30											19	18	10	7	8	16	27	9	8	5	4	1	2													
30-45											22	21	11	15	19	22	32	16	1	2	3	3														
45-00											13	19	11	17	10	17	10	3	6	1	2	3	3													
HOUR																																				
TOT											71	76	41	49	51	62	79	39	19	12	9	12	7	527												

AM PEAK HOUR 1100 TO 1200 VOLUME 71 AM TOTAL 71  
 PM PEAK HOUR 0445 TO 0545 VOLUME 86 PM TOTAL 456

12/11/19 WEDNESDAY

AM HOURS												PM HOURS												DAILY TOTAL
12	1	2	3	4	5	6	7	8	9	10	11	12	1	2	3	4	5	6	7	8	9	10	11	
00-15	1	2			4	7	7	30	24	23	18	10	24	14	8	13	12	11	11	6	5	3	1	
15-30		1	1		5	14	13	32	9	14	20	23	28	12	13	4	20	4	4	8	2	5	5	
30-45				1	2	5	19	34	26	24	23	16	27	16	13	14	22	6	7	3	5	2	2	
45-00		1			4	4	22	31	17	13	12	6	17	13	4	10	16	6	7	6	4	3	2	
HOUR																								
TOT	1	4	1	3	11	27	61	104	82	75	78	63	82	65	44	36	71	28	29	28	17	15	12	2

AM PEAK HOUR 0715 TO 0815 VOLUME 127 AM TOTAL 510  
 PM PEAK HOUR 1215 TO 0115 VOLUME 96 PM TOTAL 429

12/12/19 THURSDAY

AM HOURS												PM HOURS												DAILY TOTAL
12	1	2	3	4	5	6	7	8	9	10	11	12	1	2	3	4	5	6	7	8	9	10	11	
00-15	1		2		3	4	2	7	24	20	31	13	17	25	17	8	14	18	10	4	5	9	6	
15-30			2	2	6	15	14	12	21	18	16	20	15	13	9	6	16	9	8	1	3	3		
30-45	3		2	2	5	6	18	15	11	14	20	35	19	13	16	12	14	12	9	2	6	1	10	
45-00		4			5	5	19	15	13	24	14	17	19	8	16	16	6	11	5	6	6	1	2	
HOUR																								
TOT	4	4	6	4	13	21	54	51	60	79	83	81	75	61	62	45	40	57	33	20	18	14	21	

AM PEAK HOUR 0945 TO 1045 VOLUME 93 AM TOTAL 460  
 PM PEAK HOUR 1215 TO 0115 VOLUME 83 PM TOTAL 450

DOT-RNB515A-B

STATE OF WASHINGTON - DEPARTMENT OF TRANSPORTATION  
TRIP SYSTEM  
15 MINUTE TRAFFIC COUNT SUMMARY

DATE 01/09/20  
TIME 15:27:01  
PAGE 84

SR 014 S100793 MP 000.13 OFF SYSTEM ID. LEG 2 DIRECTION OF TRAFFIC WESTBOUND LANE 2 OF 2

COUNT IDENTIFIER 19-001 COUNTER NUMBER 501965 DESCRIPTION: ON SR 14 WB ON RAMP FROM SE 164TH AVE

12/13/19	FRIDAY												PM HOURS												DAILY TOTAL
	12	1	2	3	4	5	6	7	8	9	10	11	12	1	2	3	4	5	6	7	8	9	10	11	
	1	2	3	4	5	6	7	8	9	10	11	12	1	2	3	4	5	6	7	8	9	10	11	12	
00-15	2	2	1		3	4	18	21																	
15-30	1	1	3	2	1	14	10	8	12																
30-45		2			6	7	18	16	16																
45-00			2		8	6	15	16																	
HOUR	-----																								
TOT	3	5	6	2	15	30	47	58	49																215

AM PEAK HOUR 0730 TO 0830 VOLUME 65  
PM PEAK HOUR 0000 TO 0000 VOLUME 0

AM TOTAL 215  
PM TOTAL 0

STATE OF WASHINGTON - DEPARTMENT OF TRANSPORTATION  
TRIP SYSTEM  
15 MINUTE TRAFFIC COUNT SUMMARY

SR 014 S100793 MP 000.13		OFF SYSTEM ID.		LEG 2		DIRECTION OF TRAFFIC WESTBOUND															LANE 12 OF 2			
COUNT IDENTIFIER 19-001		COUNTER NUMBER 501965		DESCRIPTION: ON SR 14 WB ON RAMP FROM SE 164TH AVE																				
12/10/19 TUESDAY												12/10/19 TUESDAY												DAILY TOTAL
AM HOURS						PM HOURS						PM HOURS												
12	1	2	3	4	5	6	7	8	9	10	11	12	1	2	3	4	5	6	7	8	9	10	11	
1	2	3	4	5	6	7	8	9	10	11	12	1	2	3	4	5	6	7	8	9	10	11	12	
00-15											249	246	262	237	263	333	353	286	175	119	76	94	42	
15-30											281	280	284	265	253	335	265	307	177	111	88	56	25	
30-45											267	252	239	300	273	413	367	245	136	104	79	54	26	
45-00											240	267	252	272	301	342	358	201	132	85	77	39	14	
HOUR																								
TOT											1037	1045	1037	1074	1090	1423	1343	1039	620	419	320	243	107	10797

AM PEAK HOUR 1100 TO 1200 VOLUME 1037 AM TOTAL 1037  
PM PEAK HOUR 0415 TO 0515 VOLUME 1443 PM TOTAL 9760

12/11/19 WEDNESDAY												12/11/19 WEDNESDAY												DAILY TOTAL	
AM HOURS						PM HOURS						PM HOURS													
12	1	2	3	4	5	6	7	8	9	10	11	12	1	2	3	4	5	6	7	8	9	10	11		
1	2	3	4	5	6	7	8	9	10	11	12	1	2	3	4	5	6	7	8	9	10	11	12		
00-15	25	16	11	13	20	113	230	258	226	284	294	262	224	238	251	265	352	336	307	212	154	92	72	33	
15-30	24	15	19	23	74	150	253	222	204	307	294	254	264	254	247	231	380	352	294	171	133	93	80	38	
30-45	31	22	17	35	78	192	319	238	308	293	285	238	286	271	303	269	357	332	256	151	97	80	52	35	
45-00	9	12	16	31	74	176	239	220	247	277	272	252	283	301	285	323	392	296	193	138	105	68	33	25	
HOUR																									
TOT	89	65	63	102	246	631	1041	938	985	1161	1145	1006	1057	1064	1086	1088	1481	1316	1050	672	489	333	237	131	17476

AM PEAK HOUR 0915 TO 1015 VOLUME 1171 AM TOTAL 7472  
PM PEAK HOUR 0400 TO 0500 VOLUME 1481 PM TOTAL 10004

12/12/19 THURSDAY												12/12/19 THURSDAY												DAILY TOTAL	
AM HOURS						PM HOURS						PM HOURS													
12	1	2	3	4	5	6	7	8	9	10	11	12	1	2	3	4	5	6	7	8	9	10	11		
1	2	3	4	5	6	7	8	9	10	11	12	1	2	3	4	5	6	7	8	9	10	11	12		
00-15	32	14	20	21	34	105	223	277	221	275	297	267	269	237	278	231	359	387	300	185	127	95	85	72	
15-30	24	15	15	26	59	174	274	248	256	307	271	284	338	265	246	280	353	390	284	204	132	80	69	39	
30-45	20	13	20	41	86	213	319	243	266	294	286	322	332	257	289	294	344	369	251	117	107	88	59	30	
45-00	13	27	13	20	76	200	231	224	266	306	248	246	274	244	308	322	352	275	210	137	104	75	35	24	
HOUR																									
TOT	89	69	68	108	255	692	1047	992	1009	1182	1102	1119	1213	1003	1121	1127	1408	1421	1045	643	470	338	248	165	17934

AM PEAK HOUR 0915 TO 1015 VOLUME 1204 AM TOTAL 7732  
PM PEAK HOUR 0445 TO 0545 VOLUME 1498 PM TOTAL 10202

STATE OF WASHINGTON - DEPARTMENT OF TRANSPORTATION  
T R I P S S Y S T E M  
15 MINUTE TRAFFIC COUNT SUMMARY

SR 014 S100793 MP 000.13 OFF SYSTEM ID. LEG 2 DIRECTION OF TRAFFIC WESTBOUND LANE 12 OF 2

COUNT IDENTIFIER 19-001 COUNTER NUMBER 501965 DESCRIPTION: ON SR 14 WB ON RAMP FROM SE 164TH AVE

12/13/19 FRIDAY	AM HOURS											PM HOURS											DAILY TOTAL			
	12	1	2	3	4	5	6	7	8	9	10	11	12	1	2	3	4	5	6	7	8	9		10	11	12
	1	2	3	4	5	6	7	8	9	10	11	12	1	2	3	4	5	6	7	8	9	10	11	12		
00-15	26	18	13	16	34	107	226	264	232																	
15-30	23	22	22	29	48	157	220	251	241																	
30-45	28	18	23	32	89	200	276	266	311																	
45-00	17	23	19	29	76	169	239	279																		
HOUR	-----																									
TOT	94	81	77	106	247	633	961	1060	784																	4043

AM PEAK HOUR 0745 TO 0845 VOLUME 1063 AM TOTAL 4043  
PM PEAK HOUR 0000 TO 0000 VOLUME 0 PM TOTAL 0

12/10/19 THRU 12/13/19  
TOTAL HOURS FOR COUNT 69

2 DAYS FACTOR GROUP P06 FACTOR GROUP CB-20  
AVG WEEKDAY VOL 17705 X SEASONAL ADJ. FACTOR 1.0000 = 17705 X AXLE CORR FACTOR 0.9678 = ESTIMATED AVG DAILY TRAFFIC 17135

PEAK HOUR PERCENTAGES: K = 8.46 D = 100.00  
PEAK HOUR LOCATION : VOLUME = 1498 DATE: 12/12/19 TIME: 04:45 PM





Interval  60 min.  15 min.  
 Binned(CL/SP)  Count(volume)  
 Lane No  1  2

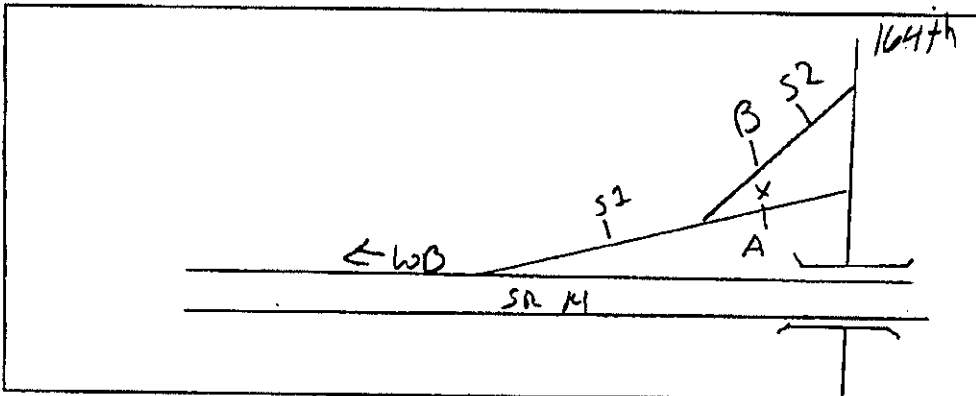
Direction Channel 1 WB S1 00793 - U  
 Direction Channel 2 WB S2 00793 - WB  
 Unique ID# \_\_\_\_\_

Counter No. 501965 Count ID 19-001  
 SR 14 RRT/RRQ S200793 MP 0.00  
 Leg 2 Direction See 1,2 OSID \_\_\_\_\_

Station Description ON SR 14 WB on ramp from 164th Ave SE

Date	Day	Time	Comments
12/10/19	3	10:50	Manual (1) 5 (2) 5 Set up ok JDM/TPS 6.6v Counter (1) 5 (2) 5 <i>COUNTER SET ON TUESDAY</i>
12/11/19	4	07:58	Manual (1) 8 (2) 35 Check ok JDM/TPS 6.5v Counter (1) 8 (2) 35
12/12/19	5	12:23	Manual (1) 10 (2) 10 Check ok JDM/TPS 6.5v Counter (1) 10 (2) 10
12/13/19	6	08:55	Manual (1) 1 (2) 1 P/U ok JDM/TPS 6.5v Counter (1) 1 (2) 1
			Manual (1) (2) Counter (1) (2)

Sketch



*J. Mydla*  
Field Person

16241

STATE OF WASHINGTON - DEPARTMENT OF TRANSPORTATION  
TRIP SYSTEM  
15 MINUTE TRAFFIC COUNT SUMMARY

SR 014 S200793 MP 000.00	OFF SYSTEM ID.	LEG 2	DIRECTION OF TRAFFIC WESTBOUND																LANE ALL OF							
COUNT IDENTIFIER 19-001	COUNTER NUMBER 501965	DESCRIPTION: ON SR 14 WB ON RAMP FROM SE 164TH AVE																								
12/10/19 TUESDAY												12/10/19 TUESDAY										DAILY				
AM HOURS												PM HOURS										TOTAL				
12	1	2	3	4	5	6	7	8	9	10	11	12	1	2	3	4	5	6	7	8	9	10	11	TOTAL		
1	2	3	4	5	6	7	8	9	10	11	12	1	2	3	4	5	6	7	8	9	10	11	12	TOTAL		
00-15												232	228	253	227	249	326	343	275	171	115	76	89	40		
15-30												262	262	274	258	245	319	238	298	169	106	84	55	23		
30-45												245	231	228	285	254	391	335	229	135	102	76	51	26		
45-00												227	248	241	255	291	325	348	198	126	84	75	36	11		
HOUR	-----																									
TOT												966	969	996	1025	1039	1361	1264	1000	601	407	311	231	100	10270	

AM PEAK HOUR 1100 TO 1200 VOLUME 966 AM TOTAL 966  
 PM PEAK HOUR 0415 TO 0515 VOLUME 1378 PM TOTAL 9304

12/11/19 WEDNESDAY												12/11/19 WEDNESDAY										DAILY				
AM HOURS												PM HOURS										TOTAL				
12	1	2	3	4	5	6	7	8	9	10	11	12	1	2	3	4	5	6	7	8	9	10	11	TOTAL		
1	2	3	4	5	6	7	8	9	10	11	12	1	2	3	4	5	6	7	8	9	10	11	12	TOTAL		
00-15	24	14	11	13	20	109	223	251	196	260	271	244	214	214	237	257	339	324	296	201	148	87	69	32		
15-30	24	14	18	21	69	136	240	190	195	293	274	231	236	242	234	227	360	348	290	163	131	88	75	38		
30-45	31	22	17	34	76	187	300	204	282	269	262	222	259	255	290	255	335	326	249	148	92	78	50	35		
45-00	9	11	16	31	70	172	217	189	230	264	260	246	266	288	281	313	376	290	186	132	101	65	31	24		
HOUR	-----																									
TOT	88	61	62	99	235	604	980	834	903	1086	1067	943	975	999	1042	1052	1410	1288	1021	644	472	318	225	129	16537	

AM PEAK HOUR 0915 TO 1015 VOLUME 1097 AM TOTAL 6962  
 PM PEAK HOUR 0400 TO 0500 VOLUME 1410 PM TOTAL 9575

12/12/19 THURSDAY												12/12/19 THURSDAY										DAILY				
AM HOURS												PM HOURS										TOTAL				
12	1	2	3	4	5	6	7	8	9	10	11	12	1	2	3	4	5	6	7	8	9	10	11	TOTAL		
1	2	3	4	5	6	7	8	9	10	11	12	1	2	3	4	5	6	7	8	9	10	11	12	TOTAL		
00-15	31	14	18	21	31	101	221	270	197	255	266	254	252	212	261	223	345	369	290	181	122	86	79	72		
15-30	24	15	13	24	59	168	259	234	244	286	253	268	318	250	233	271	347	374	275	196	131	77	66	39		
30-45	17	13	18	39	81	207	301	228	255	280	266	287	313	244	273	282	330	357	242	115	101	87	49	29		
45-00	13	23	13	20	71	195	212	209	253	282	234	229	255	236	292	306	346	264	205	131	98	74	33	21		
HOUR	-----																									
TOT	85	65	62	104	242	671	993	941	949	1103	1019	1038	1138	942	1059	1082	1368	1364	1012	623	452	324	227	161	17024	

AM PEAK HOUR 0915 TO 1015 VOLUME 1114 AM TOTAL 7272  
 PM PEAK HOUR 0445 TO 0545 VOLUME 1446 PM TOTAL 9752

STATE OF WASHINGTON - DEPARTMENT OF TRANSPORTATION  
 TRIP SYSTEM  
 15 MINUTE TRAFFIC COUNT SUMMARY

SR 014 S200793 MP 000.00	OFF SYSTEM ID.	LEG 2	DIRECTION OF TRAFFIC WESTBOUND																LANE ALL OF							
COUNT IDENTIFIER 19-001	COUNTER NUMBER 501965	DESCRIPTION: ON SR 14 WB ON RAMP FROM SE 164TH AVE																								
12/13/19 FRIDAY	AM HOURS								PM HOURS												DAILY					
	12	1	2	3	4	5	6	7	8	9	10	11	12	1	2	3	4	5	6	7	8	9	10	11	12	TOTAL
00-15	24	16	12	16	34	104	222	246	211																	
15-30	22	21	19	27	47	143	210	243	229																	
30-45	28	16	23	32	83	193	258	250	295																	
45-00	17	23	17	29	68	163	224	263																		
HOUR	-----																									
TOT	91	76	71	104	232	603	914	1002	735																	3828

AM PEAK HOUR 0700 TO 0800 VOLUME 1002 AM TOTAL 3828  
 PM PEAK HOUR 0000 TO 0000 VOLUME 0 PM TOTAL 0

12/10/19 THRU 12/13/19  
 TOTAL HOURS FOR COUNT 69

2 DAYS FACTOR GROUP P06 FACTOR GROUP CB-20  
 AVG WEEKDAY VOL 16781 X SEASONAL ADJ. FACTOR 1.0000 = 16781 X AXLE CORR FACTOR 0.9678 = ESTIMATED AVG DAILY TRAFFIC 16241

PEAK HOUR PERCENTAGES: K = 8.62 D = 100.00  
 PEAK HOUR LOCATION : VOLUME = 1446 DATE: 12/12/19 TIME: 04:45 PM



Interval  60 min.  15 min.  
 Binned(CL/SP)  Count(volume)  
Lane No  1  2

---

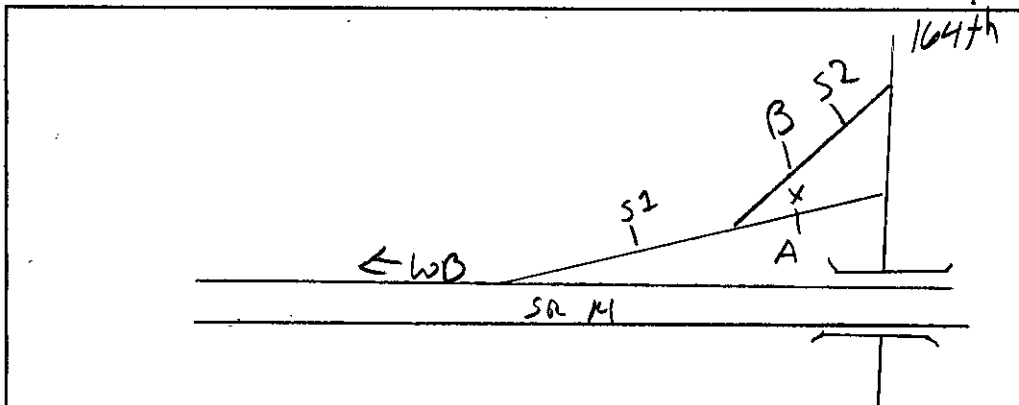
Direction Channel 1 WB S1 00793 -WB  
Direction Channel 2 WB S2 00793 -U  
Unique ID# \_\_\_\_\_

Counter No. 501965 Count ID 19-001  
SR 14 RRT/RRQ 5100793 MP 0.00  
Leg 2 Direction See 1,2 OSID \_\_\_\_\_

Station Description \_ ON SE 164<sup>TH</sup> AVE  
SR 14 WB on ramp from ~~164th ave SE~~

Date	Day	Time	Comments
12/10/19	3	10:50	Manual (1) <u>5</u> (2) <u>5</u> Set up ok JDM/TPS 6.6v Counter (1) <u>5</u> (2) <u>5</u> <i>COUNTER SET ON TUESDAY</i>
12/11/19	4	07:58	Manual (1) <u>8</u> (2) <u>35</u> Check ok JDM/TPS 6.5v Counter (1) <u>8</u> (2) <u>35</u>
12/12/19	5	12:23	Manual (1) <u>10</u> (2) <u>10</u> Check ok JDM/TPS 6.5v Counter (1) <u>10</u> (2) <u>10</u>
12/13/19	6	08:55	Manual (1) <u>1</u> (2) <u>1</u> P/U ok JDM/TPS 6.5v Counter (1) <u>1</u> (2) <u>1</u>
			Manual (1) _____ (2) _____ Counter (1) _____ (2) _____

Sketch



*S. Mydla*  
Field Person  
895

STATE OF WASHINGTON - DEPARTMENT OF TRANSPORTATION  
TRIP SYSTEM  
15 MINUTE TRAFFIC COUNT SUMMARY

SR 014 S100793 MP 000.00 OFF SYSTEM ID. LEG 2 DIRECTION OF TRAFFIC WESTBOUND LANE ALL OF  
COUNT IDENTIFIER 19-001 COUNTER NUMBER 501965 DESCRIPTION: ON SR 14 WB ON RAMP FROM SE 164TH AVE

12/10/19 TUESDAY												PM HOURS												DAILY TOTAL
AM HOURS																								
12	1	2	3	4	5	6	7	8	9	10	11	12	1	2	3	4	5	6	7	8	9	10	11	
00-15												17	18	9	10	14	7	10	11	4	4		5	
15-30												19	18	10	7	8	16	27	9	8	5	4	1	
30-45												22	21	11	15	19	22	32	16	1	2	3	3	
45-00												13	19	11	17	10	17	10	3	6	1	2	3	
HOUR																								
TOT												71	76	41	49	51	62	79	39	19	12	9	12	

AM PEAK HOUR 1100 TO 1200 VOLUME 71 AM TOTAL 71  
PM PEAK HOUR 0445 TO 0545 VOLUME 86 PM TOTAL 456

12/11/19 WEDNESDAY												PM HOURS												DAILY TOTAL
AM HOURS																								
12	1	2	3	4	5	6	7	8	9	10	11	12	1	2	3	4	5	6	7	8	9	10	11	
00-15	1	2			4	7	7	30	24	23	18	10	24	14	8	13	12	11	11	6	5	3	1	
15-30		1	1		5	14	13	32	9	14	20	23	28	12	13	4	20	4	4	8	2	5	5	
30-45				1	2	5	19	34	26	24	23	16	27	16	13	14	22	6	7	3	5	2	2	
45-00		1			4	4	22	31	17	13	12	6	17	13	4	10	16	6	7	6	4	3	2	
HOUR																								
TOT	1	4	1	3	11	27	61	104	82	75	78	63	82	65	44	36	71	28	29	28	17	15	12	

AM PEAK HOUR 0715 TO 0815 VOLUME 127 AM TOTAL 510  
PM PEAK HOUR 1215 TO 0115 VOLUME 96 PM TOTAL 429

12/12/19 THURSDAY												PM HOURS												DAILY TOTAL
AM HOURS																								
12	1	2	3	4	5	6	7	8	9	10	11	12	1	2	3	4	5	6	7	8	9	10	11	
00-15	1		2		3	4	2	7	24	20	31	13	17	25	17	8	14	18	10	4	5	9	6	
15-30			2	2	6	15	14	12	21	18	16	20	15	13	9	6	16	9	8	1	3	3		
30-45	3		2	2	5	6	18	15	11	14	20	35	19	13	16	12	14	12	9	2	6	1	10	
45-00		4			5	5	19	15	13	24	14	17	19	8	16	16	6	11	5	6	6	1	2	
HOUR																								
TOT	4	4	6	4	13	21	54	51	60	79	83	81	75	61	62	45	40	57	33	20	18	14	21	

AM PEAK HOUR 0945 TO 1045 VOLUME 93 AM TOTAL 460  
PM PEAK HOUR 1215 TO 0115 VOLUME 83 PM TOTAL 450

DOT-RNB515A-B

STATE OF WASHINGTON - DEPARTMENT OF TRANSPORTATION  
TRIP SYSTEM  
15 MINUTE TRAFFIC COUNT SUMMARY

DATE 01/09/20  
TIME 15:27:01  
PAGE 80

SR 014 S100793 MP 000.00	OFF SYSTEM ID.	LEG 2	DIRECTION OF TRAFFIC WESTBOUND	LANE ALL OF																						
COUNT IDENTIFIER 19-001	COUNTER NUMBER 501965	DESCRIPTION: ON SR 14 WB ON RAMP FROM SE 164TH AVE																								
12/13/19 FRIDAY	AM HOURS											PM HOURS											DAILY			
	12	1	2	3	4	5	6	7	8	9	10	11	12	1	2	3	4	5	6	7	8	9	10	11	12	TOTAL
00-15	2	2	1			3	4	18	21																	
15-30	1	1	3	2	1	14	10	8	12																	
30-45		2			6	7	18	16	16																	
45-00			2		8	6	15	16																		
HOURLY	-----																									
TOT	3	5	6	2	15	30	47	58	49																	215

AM PEAK HOUR 0730 TO 0830 VOLUME 65 AM TOTAL 215  
 PM PEAK HOUR 0000 TO 0000 VOLUME 0 PM TOTAL 0

12/10/19 THRU 12/13/19  
TOTAL HOURS FOR COUNT 69

2 DAYS FACTOR GROUP P06 FACTOR GROUP CB-20  
 AVG WEEKDAY VOL 925 X SEASONAL ADJ. FACTOR 1.0000 = 925 X AXLE CORR FACTOR 0.9678 = ESTIMATED AVG DAILY TRAFFIC 895

PEAK HOUR PERCENTAGES: K = 13.73 D = 100.00  
 PEAK HOUR LOCATION : VOLUME = 127 DATE: 12/11/19 TIME: 07:15 AM