



Interval  60 min.  15 min.  
 Binned(CL/SP)  Count(volume)  
Lane No  1  2

---

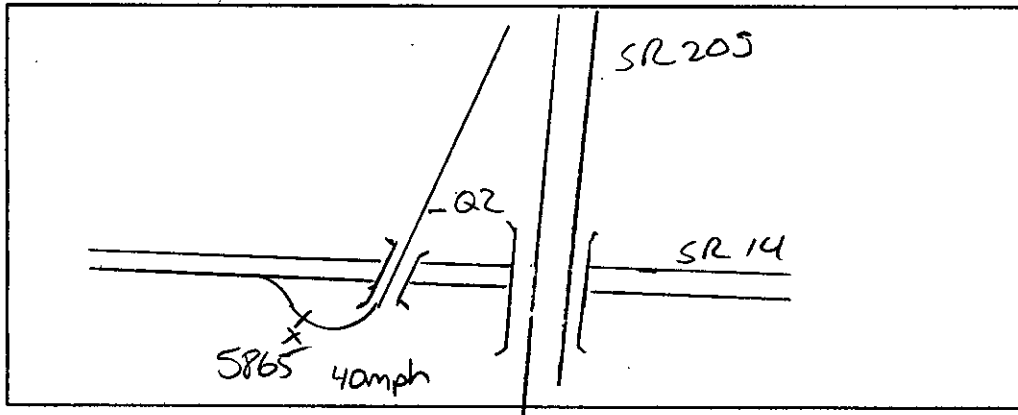
Direction Channel 1 \_\_\_\_\_  
Direction Channel 2 \_\_\_\_\_  
Unique ID# \_\_\_\_\_

Counter No. 505865 Count ID 19-001  
SR 205 RRT/RRQ Q2 02762 MP 0.00  
Leg 2 Direction NB OSID \_\_\_\_\_

Station Description \_ ON SR 205 NB on ramp from SR 14 EB

Date	Day	Time	Comments
12/10/19	3	11:43	Manual (1) <u>10</u> (2) _____ Set up ok JDM/TPS 6.5v Counter (1) <u>10</u> (2) _____ <i>COUNTER SET ON TUESDAY</i>
12/11/19	4	08:45	Manual (1) <u>50</u> (2) _____ Check ok JDM/TPS 6.5 Counter (1) <u>50</u> (2) _____
12/12/19	5	12:00	Manual (1) <u>10</u> (2) _____ Check ok JDM/TPS 6.4v Counter (1) <u>10</u> (2) _____
12/13/19	6	09:16	Manual (1) <u>1</u> (2) _____ P/U ok JDM/TPS 6.4 Counter (1) <u>1</u> (2) _____
			Manual (1) _____ (2) _____ Counter (1) _____ (2) _____

Sketch



North

*Jilly*  
Field Person

16861

STATE OF WASHINGTON - DEPARTMENT OF TRANSPORTATION  
TRIP SYSTEM  
15 MINUTE TRAFFIC COUNT SUMMARY

SR 205 Q202762 MP 000.00		OFF SYSTEM ID.		LEG 2		DIRECTION OF TRAFFIC NORTHBOUND										LANE ALL OF									
COUNT IDENTIFIER 19-001		COUNTER NUMBER 505865		DESCRIPTION: ON SR 205 NB ON RAMP FROM SR 14 EB																					
12/10/19 TUESDAY												PM HOURS												DAILY	
AM HOURS																									
12	1	2	3	4	5	6	7	8	9	10	11	12	1	2	3	4	5	6	7	8	9	10	11	TOTAL	
1	2	3	4	5	6	7	8	9	10	11	12	1	2	3	4	5	6	7	8	9	10	11	12	TOTAL	
00-15												268	280	289	312	328	348	282	196	136	151	96	59		
15-30												271	258	277	336	358	327	225	182	160	131	102	59		
30-45												261	257	320	354	331	351	214	179	170	136	79	53		
45-00											260	264	273	287	348	344	265	166	152	152	104	58	51		
HOUR																									
TOT												260	1064	1068	1173	1350	1361	1291	887	709	618	522	335	222	10860

AM PEAK HOUR 0000 TO 0000 VOLUME 0 AM TOTAL 260  
PM PEAK HOUR 0330 TO 0430 VOLUME 1388 PM TOTAL 10600

12/11/19 WEDNESDAY												PM HOURS												DAILY	
AM HOURS																									
12	1	2	3	4	5	6	7	8	9	10	11	12	1	2	3	4	5	6	7	8	9	10	11	TOTAL	
1	2	3	4	5	6	7	8	9	10	11	12	1	2	3	4	5	6	7	8	9	10	11	12	TOTAL	
00-15	39	30	21	30	42	90	151	326	252	231	230	245	290	268	223	335	379	332	238	182	139	137	103	54	
15-30	37	27	29	22	55	101	158	349	308	287	246	282	267	281	335	345	355	329	247	171	156	137	88	61	
30-45	28	25	26	53	68	133	199	358	292	273	249	278	261	256	294	385	367	358	203	151	144	121	67	48	
45-00	16	22	31	41	83	122	266	333	292	244	253	256	263	287	312	364	370	265	197	139	178	103	75	42	
HOUR																									
TOT	120	104	107	146	248	446	774	1366	1144	1035	978	1061	1081	1092	1164	1429	1471	1284	885	643	617	498	333	205	18231

AM PEAK HOUR 0700 TO 0800 VOLUME 1366 AM TOTAL 7529  
PM PEAK HOUR 0330 TO 0430 VOLUME 1483 PM TOTAL 10702

12/12/19 THURSDAY												PM HOURS												DAILY	
AM HOURS																									
12	1	2	3	4	5	6	7	8	9	10	11	12	1	2	3	4	5	6	7	8	9	10	11	TOTAL	
1	2	3	4	5	6	7	8	9	10	11	12	1	2	3	4	5	6	7	8	9	10	11	12	TOTAL	
00-15	34	24	31	30	41	97	126	302	274	235	223	221	296	244	308	356	373	324	251	179	173	132	96	72	
15-30	45	19	32	38	72	106	181	355	324	263	244	264	257	266	288	336	373	369	251	189	161	131	97	75	
30-45	37	33	22	36	65	132	235	386	250	230	233	258	236	275	343	403	383	341	225	158	150	137	82	60	
45-00	23	19	32	41	71	135	255	308	246	243	249	290	226	265	325	386	399	252	210	165	137	96	69	60	
HOUR																									
TOT	139	95	117	145	249	470	797	1351	1094	971	949	1033	1015	1050	1264	1481	1528	1286	937	691	621	496	344	267	18390

AM PEAK HOUR 0700 TO 0800 VOLUME 1351 AM TOTAL 7410  
PM PEAK HOUR 0330 TO 0430 VOLUME 1535 PM TOTAL 10980

DOT-RNB515A-B

STATE OF WASHINGTON - DEPARTMENT OF TRANSPORTATION  
TRIP SYSTEM  
15 MINUTE TRAFFIC COUNT SUMMARY

DATE 01/09/20  
TIME 15:27:01  
PAGE 104

SR 205 Q202762 MP 000.00		OFF SYSTEM ID.		LEG 2		DIRECTION OF TRAFFIC NORTHBOUND		LANE ALL OF																	
COUNT IDENTIFIER 19-001		COUNTER NUMBER 505865		DESCRIPTION: ON SR 205 NB ON RAMP FROM SR 14 EB																					
12/13/19 FRIDAY		AM HOURS										PM HOURS										DAILY TOTAL			
12	1	2	3	4	5	6	7	8	9	10	11	12	1	2	3	4	5	6	7	8	9	10	11	12	TOTAL
00-15	45	24	22	21	51	69	136	257	239	243															
15-30	41	18	19	43	56	102	161	290	287																
30-45	25	31	20	49	92	114	216	296	274																
45-00	39	21	30	28	76	138	214	277	242																
HOUR	-----																								
TOT	150	94	91	141	275	423	727	1120	1042	243															4306

AM PEAK HOUR 0700 TO 0800 VOLUME 1120 AM TOTAL 4306  
PM PEAK HOUR 0000 TO 0000 VOLUME 0 PM TOTAL 0

12/10/19 THRU 12/13/19  
TOTAL HOURS FOR COUNT 69

2 DAYS FACTOR GROUP OR04 FACTOR GROUP R051  
AVG WEEKDAY VOL 18311 X SEASONAL ADJ. FACTOR 0.9900 = 18128 X AXLE CORR FACTOR 0.9301 = ESTIMATED AVG DAILY TRAFFIC 16861

PEAK HOUR PERCENTAGES: K = 8.38 D = 100.00  
PEAK HOUR LOCATION : VOLUME = 1535 DATE: 12/12/19 TIME: 03:30 PM



JP

Interval  60 min.  15 min.  
 Binned(CL/SP)  Count(volume)  
Lane No  1  2

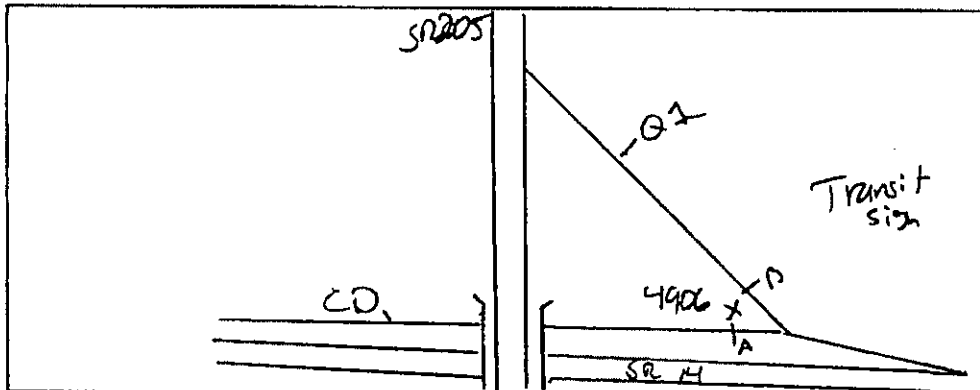
Direction Channel 1 <sup>014</sup> ~~EB~~ CD 00701 - U  
Direction Channel 2 ~~NB~~ Q1 02762 - NB  
Unique ID# 205

Counter No. 504906 Count ID 19-001  
SR 205 RRT/RRQ Q102762 MP 0.00  
Leg 2 Direction See 1,2 OSID \_\_\_\_\_

Station Description \_ ON SR 205 NB ON RAMP FROM SR 14 WB

Date	Day	Time	Comments
12/10/19	3	11:08	Manual (1) 10 (2) 10 Set up ok JDM/TPS 6.6v Counter (1) 10 (2) 10 <i>COUNTER SET ON TUESDAY</i>
12/11/19	4	08:10	Manual (1) 50 (2) 20 Check ok JDM/TPS 6.5v Counter (1) 50 (2) 20 <i>Probe up</i>
12/12/19	5	12:27	Manual (1) 10 (2) 10 Check ok JDM/TPS 6.5v Counter (1) 10 (2) 10
12/13/19	6	09:00	Manual (1) 1 (2) 1 P/U ok JDM/TPS 6.5v Counter (1) 1 (2) 1
			Manual (1) (2) Counter (1) (2)

Sketch



*J. Myler*  
Field Person

STATE OF WASHINGTON - DEPARTMENT OF TRANSPORTATION  
TRIPS SYSTEM  
15 MINUTE TRAFFIC COUNT SUMMARY

SR 205 Q102762 MP 000.00		OFF SYSTEM ID.	LEG 2	DIRECTION OF TRAFFIC NORTHBOUND																	LANE ALL OF					
COUNT IDENTIFIER 19-001		COUNTER NUMBER 504906	DESCRIPTION: ON SR 205 NB ON RAMP FROM SR 14 WB																							
12/10/19 TUESDAY		AM HOURS											PM HOURS											DAILY		
	12	1	2	3	4	5	6	7	8	9	10	11	12	1	2	3	4	5	6	7	8	9	10	11	12	TOTAL
00-15													164	175	191	214	255	233	161	111	80	56	38	18		
15-30											177	209	207	182	229	244	220	195	98	71	52	55	21			
30-45											194	205	227	212	212	228	206	169	80	82	54	29	27			
45-00											198	210	202	229	275	232	216	148	71	75	47	31	23			
HOUR	-----																									
TOT											569	788	811	814	930	959	875	673	360	308	209	153	89	7538		

AM PEAK HOUR 0000 TO 0000 VOLUME 0 AM TOTAL 569  
PM PEAK HOUR 0345 TO 0445 VOLUME 1002 PM TOTAL 6969

12/11/19 WEDNESDAY		AM HOURS											PM HOURS											DAILY		
	12	1	2	3	4	5	6	7	8	9	10	11	12	1	2	3	4	5	6	7	8	9	10	11	12	TOTAL
00-15	24	7	2	8	8	57			19	178	196	177	181	182	209	228	240	211	191	127	103	73	41	21		
15-30	23	10	11	9	24	58			208	211	233	190	198	215	226	244	215	201	213	121	90	58	53	26		
30-45	19	9	6	12	30				212	209	209	182	217	230	213	262	249	207	173	104	75	49	32	23		
45-00	7	10	8	11	28				244	215	195	174	226	211	247	235	241	224	127	89	67	54	24	31		
HOUR	-----																									
TOT	73	36	27	40	90	115			683	813	833	723	822	838	895	969	945	843	704	441	335	234	150	101	10710	

266 TUBE UP AM PEAK HOUR 0930 TO 1030 VOLUME 853 AM TOTAL 3433  
PM PEAK HOUR 0315 TO 0415 VOLUME 981 PM TOTAL 7277 2365

12/12/19 THURSDAY		AM HOURS											PM HOURS											DAILY		
	12	1	2	3	4	5	6	7	8	9	10	11	12	1	2	3	4	5	6	7	8	9	10	11	12	TOTAL
00-15	27	4	12	10	23	59	94	167	201	205	221	181	198	187	202	229	262	236	189	111	93	56	48	45		
15-30	17	11	6	12	29	75	153	183	230	191	161	173	196	189	194	222	231	254	216	128	92	67	55	19		
30-45	23	10	2	11	35	84	157	157	210	220	207	198	180	183	236	267	235	220	161	100	78	58	31	19		
45-00	14	12	6	19	32	102	179	174	203	209	181	220	205	179	260	269	237	234	139	82	88	53	24	25		
HOUR	-----																									
TOT	81	37	26	52	119	320	583	681	844	825	770	772	779	738	892	987	965	944	705	421	351	234	158	108	12392	

AM PEAK HOUR 0815 TO 0915 VOLUME 848 AM TOTAL 5110  
PM PEAK HOUR 0330 TO 0430 VOLUME 1029 PM TOTAL 7282

MODIFIED AM TOTALS  
0000-0500 = 266  
0900-1200 = 2369  
} 2635

STATE OF WASHINGTON - DEPARTMENT OF TRANSPORTATION  
TRIP SYSTEM  
15 MINUTE TRAFFIC COUNT SUMMARY

SR 205 Q102762 MP 000.00 OFF SYSTEM ID. LEG 2 DIRECTION OF TRAFFIC NORTHBOUND LANE ALL OF

COUNT IDENTIFIER 19-001 COUNTER NUMBER 504906 DESCRIPTION: ON SR 205 NB ON RAMP FROM SR 14 WB

12/13/19 FRIDAY	AM HOURS												PM HOURS												DAILY TOTAL
	12	1	2	3	4	5	6	7	8	9	10	11	12	1	2	3	4	5	6	7	8	9	10	11	
	1	2	3	4	5	6	7	8	9	10	11	12	1	2	3	4	5	6	7	8	9	10	11	12	
00-15	29	12	9	8	18	37	91	180	204																
15-30	25	16	8	17	17	67	142	230	193																
30-45	18	8	9	9	35	90	168	202	205																
45-00	18	8	2	13	34	88	197	205	170																
HOUR	-----																								
TOT	90	44	28	47	104	282	598	817	772																

2782

2469

AM PEAK HOUR 0715 TO 0815 VOLUME 841  
PM PEAK HOUR 0000 TO 0000 VOLUME 0.

AM TOTAL 2782  
PM TOTAL 0

2469

12/10/19 THRU 12/13/19  
TOTAL HOURS FOR COUNT 69

2 DAYS 12252 FACTOR GROUP OR04 12129 FACTOR GROUP R051 11281  
AVG WEEKDAY VOL 11551 X SEASONAL ADJ. FACTOR 0.9900 = 11435 X AXLE CORR FACTOR 0.9301 = ESTIMATED AVG DAILY TRAFFIC 10636

PEAK HOUR PERCENTAGES: K = 8.91 D = 100.00  
PEAK HOUR LOCATION : VOLUME = 1029 DATE: 12/12/19 TIME: 03:30 PM



Interval  60 min.  15 min.  
 Binned(CL/SP)  Count(volume)  
Lane No  1  2

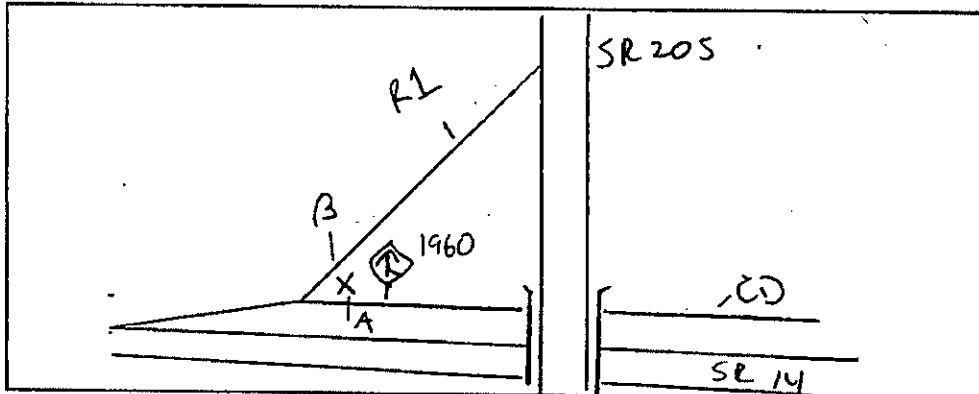
Direction Channel 1 <sup>014</sup> ~~EB~~ CD 00701 - U  
Direction Channel 2 ~~NB~~ RT 02765  
Unique ID# 205 R1 02765 - SB

Counter No. 501960 Count ID 19-001  
SR 205 RRT/RRQ R1 02765 MP 0.21  
Leg 2 Direction See 1,2 OSID \_\_\_\_\_

Station Description \_ ON SR 205 SB OFF RAMP TO SR 14 WB

Date	Day	Time	Comments
12/10/19	3	11:28	Manual (1) 10 (2) 10 Set up ok JDM/TPS 6.6v Counter (1) 10 (2) 10 <i>COUNTER SET ON TUESDAY</i>
12/11/19	4	08:36	Manual (1) 50 (2) 25 Check ok JDM/TPS 6.4 Counter (1) 50 (2) 25
12/12/19	5	12:33	Manual (1) 10 (2) 10 Check ok JDM/TPS 6.4 Counter (1) 10 (2) 10
12/13/19	6	08:08	Manual (1) 1 (2) 1 P/U ok JDM/TPS 6.4 Counter (1) 1 (2) 1
			Manual (1) (2) Counter (1) (2)

Sketch



*J. Mylles*  
Field Person

5878

STATE OF WASHINGTON - DEPARTMENT OF TRANSPORTATION  
TRIP SYSTEM  
15 MINUTE TRAFFIC COUNT SUMMARY

SR 205 R102765 MP 000.21		OFF SYSTEM ID.		LEG 2		DIRECTION OF TRAFFIC SOUTHBOUND		LANE ALL OF																	
COUNT IDENTIFIER	19-001	COUNTER NUMBER	501960	DESCRIPTION: ON SR 205 SB OFF RAMP TO SR 14 WB												DAILY TOTAL									
12/10/19 TUESDAY														DAILY TOTAL											
AM HOURS						PM HOURS								DAILY TOTAL											
12	1	2	3	4	5	6	7	8	9	10	11	12	1	2	3	4	5	6	7	8	9	10	11	DAILY TOTAL	
1	2	3	4	5	6	7	8	9	10	11	12	1	2	3	4	5	6	7	8	9	10	11	12	TOTAL	
00-15												78	98	87	91	124	162	86	82	31	36	25	7		
15-30												109	94	105	99	134	136	95	65	26	27	18	12		
30-45												110	111	99	107	135	113	90	51	32	27	21	15		
45-00												115	104	113	107	115	137	108	76	41	37	24	9		
HOUR																									
TOT												115	401	416	398	412	530	519	347	239	126	114	81	43	3741

AM PEAK HOUR 0000 TO 0000 VOLUME 0 AM TOTAL 115  
 PM PEAK HOUR 0430 TO 0530 VOLUME 570 PM TOTAL 3626

12/11/19 WEDNESDAY														DAILY TOTAL											
AM HOURS						PM HOURS								DAILY TOTAL											
12	1	2	3	4	5	6	7	8	9	10	11	12	1	2	3	4	5	6	7	8	9	10	11	DAILY TOTAL	
1	2	3	4	5	6	7	8	9	10	11	12	1	2	3	4	5	6	7	8	9	10	11	12	TOTAL	
00-15	11	4	6	10	17	72	83	28	68	78	88	92	108	110	85	111	139	139	118	70	41	40	26	15	
15-30	4	10	3	11	29	79	81	27	87	87	81	112	117	108	114	113	137	145	121	61	38	41	24	9	
30-45	7	12	10	20	60	113	53	42	97	91	80	114	106	103	96	120	145	96	97	52	39	22	21	16	
45-00	8	9	9	23	59	109	42	68	113	93	86	86	103	96	86	112	111	115	83	47	38	31	22	10	
HOUR																									
TOT	30	35	28	64	165	373	259	165	365	349	335	404	434	417	381	456	532	495	419	230	156	134	93	50	6369

AM PEAK HOUR 1045 TO 1145 VOLUME 404 AM TOTAL 2572  
 PM PEAK HOUR 0430 TO 0530 VOLUME 540 PM TOTAL 3797

12/12/19 THURSDAY														DAILY TOTAL											
AM HOURS						PM HOURS								DAILY TOTAL											
12	1	2	3	4	5	6	7	8	9	10	11	12	1	2	3	4	5	6	7	8	9	10	11	DAILY TOTAL	
1	2	3	4	5	6	7	8	9	10	11	12	1	2	3	4	5	6	7	8	9	10	11	12	TOTAL	
00-15	14	11	7	7	16	54	115	19	57	95	92	115	85	103	100	107	130	154	82	69	49	37	27	14	
15-30	10	11	6	16	32	71	82	28	89	113	78	102	118	91	84	103	143	148	96	56	45	39	15	15	
30-45	9	8	6	14	56	123	50	36	107	95	100	93	105	97	120	120	144	128	81	43	47	34	28	16	
45-00	9	12	10	21	53	99	36	65	93	87	102	96	93	92	104	127	148	122	80	45	37	28	20	10	
HOUR																									
TOT	42	42	29	58	157	347	283	148	346	390	372	406	401	383	408	457	565	552	339	213	178	138	90	55	6399

AM PEAK HOUR 0530 TO 0630 VOLUME 419 AM TOTAL 2620  
 PM PEAK HOUR 0430 TO 0530 VOLUME 594 PM TOTAL 3779



STATE OF WASHINGTON - DEPARTMENT OF TRANSPORTATION  
 TRIPS SYSTEM  
 15 MINUTE TRAFFIC COUNT SUMMARY

SR 205 R102765 MP 000.21	OFF SYSTEM ID.	LEG 2	DIRECTION OF TRAFFIC	SOUTHBOUND	LANE ALL	OF																				
COUNT IDENTIFIER	19-001	COUNTER NUMBER	DESCRIPTION: ON SR 205 SB OFF RAMP TO SR 14 WB													DAILY										
12/13/19	FRIDAY	AM HOURS											PM HOURS											TOTAL		
	12	1	2	3	4	5	6	7	8	9	10	11	12	1	2	3	4	5	6	7	8	9	10	11	12	TOTAL
00-15	6	4	11	6	11	60	100	65	86																	
15-30	9	7	6	15	25	76	79	66	92																	
30-45	7	9	7	19	55	100	66	107	99																	
45-00	9	11	10	16	61	79	70	108	120																	
HR	-----																									
TOT	31	31	34	56	152	315	315	346	397														1677			

AM PEAK HOUR 0800 TO 0900 VOLUME 397 AM TOTAL 1677  
 PM PEAK HOUR 0000 TO 0000 VOLUME 0 PM TOTAL 0

12/10/19 THRU 12/13/19  
 TOTAL HOURS FOR COUNT 69

2 DAYS FACTOR GROUP OR04 FACTOR GROUP R051  
 AVG WEEKDAY VOL 6384 X SEASONAL ADJ. FACTOR 0.9900 = 6320 X AXLE CORR FACTOR 0.9301 = ESTIMATED AVG DAILY TRAFFIC 5878

PEAK HOUR PERCENTAGES: K = 9.30 D = 100.00  
 PEAK HOUR LOCATION : VOLUME = 594 DATE: 12/12/19 TIME: 04:30 PM



Interval  60 min.  15 min.  
 Binned(CL/SP)  Count(volume)  
 Lane No  1  2

---

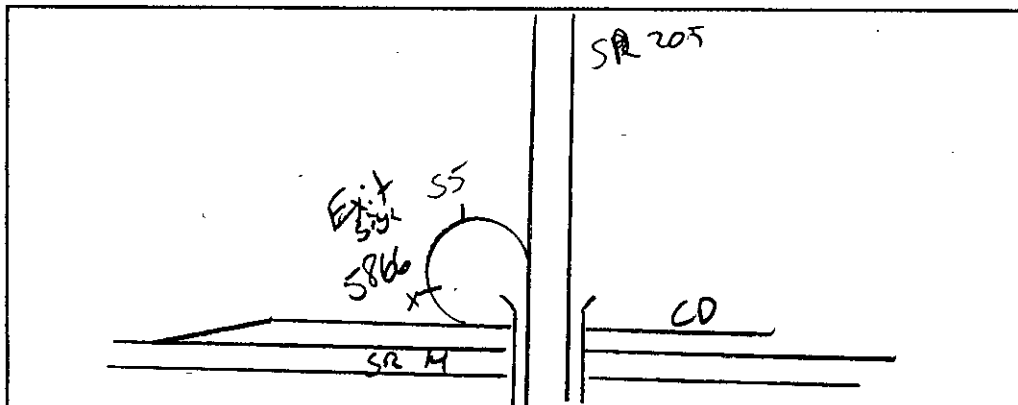
Direction Channel 1 \_\_\_\_\_  
 Direction Channel 2 \_\_\_\_\_  
 Unique ID# \_\_\_\_\_

Counter No. 505866 Count ID 19-001  
 SR 205 RRT/RRQ S5 02684 MP 0.00  
 Leg 2 Direction SB OSID \_\_\_\_\_

Station Description \_ ON SR 205 SB on ramp from SR 14 WB ~~ED~~ Call-DIST

Date	Day	Time	Comments
12/10/19	3	11:23	Manual (1) <u>10</u> (2) _____ Set up ok JDM/TPS 6.5v Counter (1) <u>10</u> (2) _____ <i>COUNTER SET ON TUESDAY</i>
12/11/19	4	08:33	Manual (1) <u>50</u> (2) _____ Check ok JDM/TPS 6.4v Counter (1) <u>50</u> (2) _____ <i>Tube up</i>
12/12/19	5	12:32	Manual (1) <u>10</u> (2) _____ Check ok JDM/TPS 6.4v Counter (1) <u>10</u> (2) _____
12/13/19	6	09:06	Manual (1) <u>1</u> (2) _____ P/U ok JDM/TPS 6.4v Counter (1) <u>1</u> (2) _____
			Manual (1) _____ (2) _____ Counter (1) _____ (2) _____

Sketch



*J. Myler*  
Field Person

STATE OF WASHINGTON - DEPARTMENT OF TRANSPORTATION  
TRIPS SYSTEM  
15 MINUTE TRAFFIC COUNT SUMMARY

SR 205 S502684 MP 000.00 OFF SYSTEM ID. LEG 2 DIRECTION OF TRAFFIC SOUTHBOUND LANE ALL OF

COUNT IDENTIFIER 19-001 COUNTER NUMBER 505866 DESCRIPTION: ON SR 205 SB ON RAMP FROM SR 14 WB COLL-DIST

12/10/19 TUESDAY												PM HOURS												DAILY TOTAL	
AM HOURS																									
12	1	2	3	4	5	6	7	8	9	10	11	12	1	2	3	4	5	6	7	8	9	10	11	12	
00-15												232	241	205	217	254	229	175	140	92	71	61	39		
15-30												229	213	220	215	251	229	216	127	92	67	58	26		
30-45											258	235	230	236	206	253	290	188	123	98	63	50	19		
45-00											244	230	177	230	253	240	235	153	126	76	58	37	28		
HOURLY																									
TOT												502	926	861	891	891	998	983	732	516	358	259	206	112	8235

AM PEAK HOUR 0000 TO 0000 VOLUME 0 AM TOTAL 502  
PM PEAK HOUR 0345 TO 0445 VOLUME 1011 PM TOTAL 7733

12/11/19 WEDNESDAY												PM HOURS												DAILY TOTAL				
AM HOURS																												
12	1	2	3	4	5	6	7	8	9	10	11	12	1	2	3	4	5	6	7	8	9	10	11	12				
00-15	15	13	15	31	50	164						317	280	241	228	206	192	196	242	226	160	132	104	62	40	32		
15-30	19	12	20	29	76	243						350	277	256	211	245	221	192	218	252	173	109	84	82	66	34		
30-45	21	16	21	43	103	294						233	313	271	239	238	206	230	216	200	242	146	93	66	58	65	32	
45-00	19	13	15	65	111							277	324	259	212	238	199	200	195	264	183	131	101	71	52	33	33	
HOURLY																												
TOT	74	54	71	168	340	701						510	1304	1087	948	915	856	843	799	924	903	610	435	325	254	204	131	12456

TUBE UP

AM PEAK HOUR 0900 TO 1000 VOLUME 1304 AM TOTAL 5257  
PM PEAK HOUR 0445 TO 0545 VOLUME 984 PM TOTAL 7199

4961

12/12/19 THURSDAY												PM HOURS												DAILY TOTAL		
AM HOURS																										
12	1	2	3	4	5	6	7	8	9	10	11	12	1	2	3	4	5	6	7	8	9	10	11	12		
00-15	19	17	16	26	39	123	328	375	362	274	303	228	254	211	207	226	232	265	200	148	88	86	56	56		
15-30	18	18	26	36	74	246	398	336	337	297	292	244	235	213	228	203	239	287	249	191	106	68	63	31		
30-45	13	14	15	47	92	285	409	308	249	304	267	283	212	236	222	235	219	243	198	108	87	95	59	41		
45-00	6	20	18	44	101	271	401	340	233	279	251	218	228	198	197	247	248	214	177	142	98	62	37	22		
HOURLY																										
TOT	56	69	75	153	306	925	1536	1359	1181	1154	1113	973	929	858	854	911	938	1009	824	589	379	311	215	150	16867	

AM PEAK HOUR 0615 TO 0715 VOLUME 1583 AM TOTAL 8900  
PM PEAK HOUR 0445 TO 0545 VOLUME 1043 PM TOTAL 7967

MODIFIED AM TOTALS

WEDNESDAY 12/11/19

0000 - 0500 = 707

0900 - 1200 = 4254

4961

STATE OF WASHINGTON - DEPARTMENT OF TRANSPORTATION  
TRIP SYSTEM  
15 MINUTE TRAFFIC COUNT SUMMARY

SR 205 S502684 MP 000.00 OFF SYSTEM ID. LEG 2 DIRECTION OF TRAFFIC SOUTHBOUND LANE ALL OF

COUNT IDENTIFIER 19-001 COUNTER NUMBER 505866 DESCRIPTION: ON SR 205 SB ON RAMP FROM SR 14 WB COLL-DIST

	12/13/19 FRIDAY												PM HOURS												DAILY TOTAL
	12	1	2	3	4	5	6	7	8	9	10	11	12	1	2	3	4	5	6	7	8	9	10	11	
00-15	22	19	11	28	47	142	340	339	284																
15-30	23	18	20	40	70	205	411	355	290																
30-45	16	17	20	38	95	321	385	352	302																
45-00	16	21	21	54	116	293	391	276	284																
HOUR	-----																								
TOT	77	75	72	160	328	961	1527	1322	1160																5682

4970

AM PEAK HOUR 0600 TO 0700 VOLUME 1527  
PM PEAK HOUR 0000 TO 0000 VOLUME 0

AM TOTAL 5682  
PM TOTAL 0

5682 → 4970

12/10/19 THRU 12/13/19  
TOTAL HOURS FOR COUNT 69

2 DAYS 16999 FACTOR GROUP OR04 16829 FACTOR GROUP R051 15653  
AVG WEEKDAY VOL 14662 X SEASONAL ADJ. FACTOR 0.9900 = 14515 X AXLE CORR FACTOR 0.9301 = ESTIMATED AVG DAILY TRAFFIC 13500

PEAK HOUR PERCENTAGES: K = 10.80 D = 100.00  
PEAK HOUR LOCATION : VOLUME = 1583 DATE: 12/12/19 TIME: 06:15 AM



Interval  60 min.  15 min.  
 Binned(CL/SP)  Count(volume)  
Lane No  1  2

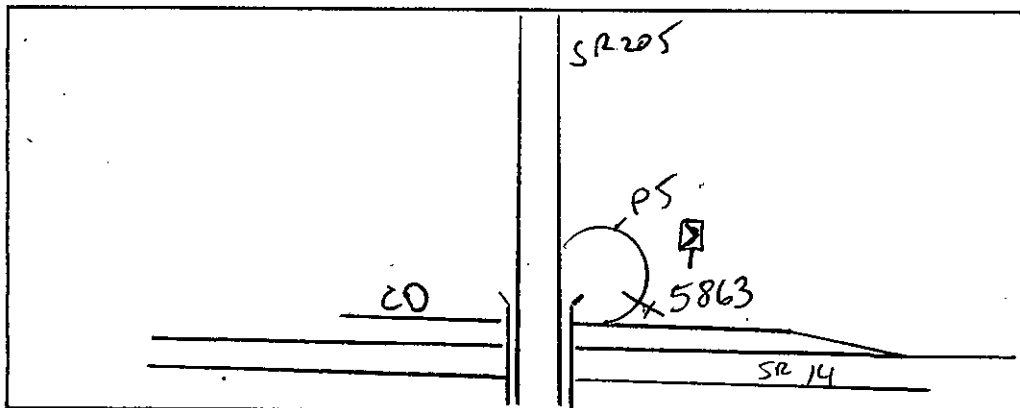
Direction Channel 1 \_\_\_\_\_  
Direction Channel 2 \_\_\_\_\_  
Unique ID# \_\_\_\_\_

Counter No. 505863 Count ID 19-001  
SR 205 RRT/RRQ P5 02690 MP 0.32  
Leg 2 Direction NB OSID \_\_\_\_\_

Station Description \_ ON SR 205 NB off ramp to SR 14 WB ~~EB~~ / SR 205 SB

Date	Day	Time	Comments
12/10/19	3	11:16	Manual (1) <u>10</u> (2) _____ Set up ok JDM/TPS 6.5v Counter (1) <u>10</u> (2) _____ <i>COUNTER SET ON TUESDAY</i>
12/11/19	4	08:19	Manual (1) <u>50</u> (2) _____ Check ok JDM/TPS 6.4 Counter (1) <u>50</u> (2) _____
12/12/19	5	12:29	Manual (1) <u>10</u> (2) _____ Check ok JDM/TPS 6.5 Counter (1) <u>10</u> (2) _____
12/13/19	6	09:03	Manual (1) <u>1</u> (2) _____ P/U ok JDM/TPS 6.4 Counter (1) <u>1</u> (2) _____
			Manual (1) _____ (2) _____ Counter (1) _____ (2) _____

Sketch



*S. Myler*  
Field Person

10698

STATE OF WASHINGTON - DEPARTMENT OF TRANSPORTATION  
TRIPS SYSTEM  
15 MINUTE TRAFFIC COUNT SUMMARY

SR 205 P502690 MP 000.32 OFF SYSTEM ID. LEG 2 DIRECTION OF TRAFFIC NORTHBOUND LANE ALL OF

COUNT IDENTIFIER 19-001 COUNTER NUMBER 505863 DESCRIPTION: ON SR 205 NB OFF RAMP TO SR 14 WB / SR 205 SB

12/10/19 TUESDAY												PM HOURS												DAILY TOTAL	
AM HOURS																									
12	1	2	3	4	5	6	7	8	9	10	11	12	1	2	3	4	5	6	7	8	9	10	11	12	
00-15												158	166	164	207	184	190	165	185	119	80	80	63		
15-30												169	177	211	192	188	175	158	151	116	87	59	49		
30-45												172	157	193	214	193	199	197	199	153	108	75	57	47	
45-00												138	173	174	196	195	209	168	177	167	79	94	50	30	
HOUR																									
TOT												310	657	710	785	787	780	730	699	656	422	336	246	189	7307

AM PEAK HOUR 0000 TO 0000 VOLUME 0 AM TOTAL 310  
PM PEAK HOUR 0215 TO 0315 VOLUME 828 PM TOTAL 6997

12/11/19 WEDNESDAY												PM HOURS												DAILY TOTAL	
AM HOURS																									
12	1	2	3	4	5	6	7	8	9	10	11	12	1	2	3	4	5	6	7	8	9	10	11	12	
00-15	29	16	12	15	18	36	101	134	164	128	162	126	141	170	203	192	191	205	172	159	101	80	82	70	
15-30	22	22	15	14	22	52	126	155	195	128	125	141	142	173	198	221	198	203	171	178	98	102	67	54	
30-45	22	19	12	16	45	83	175	169	188	129	150	138	161	196	235	208	190	195	179	146	109	77	51	41	
45-00	22	15	5	15	33	108	181	234	180	182	147	146	159	189	203	221	195	200	182	157	105	74	40	20	
HOUR																									
TOT	95	72	44	60	118	279	583	692	727	567	584	551	603	728	839	842	774	803	704	640	413	333	240	185	11476

AM PEAK HOUR 0745 TO 0845 VOLUME 781 AM TOTAL 4372  
PM PEAK HOUR 0230 TO 0330 VOLUME 851 PM TOTAL 7104

12/12/19 THURSDAY												PM HOURS												DAILY TOTAL	
AM HOURS																									
12	1	2	3	4	5	6	7	8	9	10	11	12	1	2	3	4	5	6	7	8	9	10	11	12	
00-15	32	23	18	19	16	43	110	147	179	143	135	139	121	172	221	193	191	187	216	147	95	108	74	61	
15-30	34	22	11	9	35	47	140	163	197	138	140	153	154	168	217	215	233	214	185	141	94	102	79	58	
30-45	31	10	8	17	42	75	178	180	194	146	136	154	134	198	255	232	229	216	181	122	96	81	55	33	
45-00	30	14	15	26	49	101	163	224	169	131	120	146	187	178	238	225	214	219	173	119	96	82	56	43	
HOUR																									
TOT	127	69	52	71	142	266	591	714	739	558	531	592	596	716	931	865	867	836	755	529	381	373	264	195	11760

AM PEAK HOUR 0745 TO 0845 VOLUME 794 AM TOTAL 4452  
PM PEAK HOUR 0200 TO 0300 VOLUME 931 PM TOTAL 7308

STATE OF WASHINGTON - DEPARTMENT OF TRANSPORTATION  
 TRIPS SYSTEM  
 15 MINUTE TRAFFIC COUNT SUMMARY

SR 205 P502690 MP 000.32	OFF SYSTEM ID.	LEG 2	DIRECTION OF TRAFFIC NORTHBOUND														LANE ALL OF									
COUNT IDENTIFIER 19-001	COUNTER NUMBER 505863	DESCRIPTION: ON SR 205 NB OFF RAMP TO SR 14 WB / SR 205 SB																								
12/13/19 FRIDAY	AM HOURS								PM HOURS								DAILY									
	12	1	2	3	4	5	6	7	8	9	10	11	12	1	2	3	4	5	6	7	8	9	10	11	12	TOTAL
00-15	29	26	15	19	26	32	110	117	179																	
15-30	23	16	17	7	39	40	118	158	184																	
30-45	22	12	8	12	42	81	169	170	199																	
45-00	19	13	14	13	44	73	164	198	161																	
HOUR	-----																									
TOT	93	67	54	51	151	226	561	643	723																	2569

AM PEAK HOUR 0745 TO 0845 VOLUME 760 AM TOTAL 2569  
 PM PEAK HOUR 0000 TO 0000 VOLUME 0 PM TOTAL 0

12/10/19 THRU 12/13/19  
 TOTAL HOURS FOR COUNT 69

2 DAYS FACTOR GROUP OR04 FACTOR GROUP R051  
 AVG WEEKDAY VOL 11618 X SEASONAL ADJ. FACTOR 0.9900 = 11502 X AXLE CORR FACTOR 0.9301 = ESTIMATED AVG DAILY TRAFFIC 10698

PEAK HOUR PERCENTAGES: K = 8.01 D = 100.00  
 PEAK HOUR LOCATION : VOLUME = 931 DATE: 12/12/19 TIME: 02:00 PM



JP

Interval  60 min.  15 min.  
 Binned(CL/SP)  Count(volume)  
 Lane No  1  2

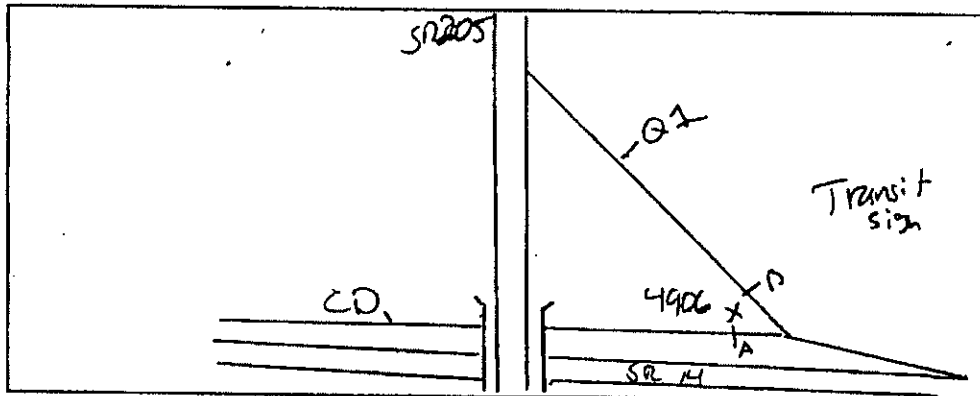
Direction Channel 1 014 EB CD 00701 - WB  
 Direction Channel 2 HB Q1 02762 - U  
 Unique ID# 205

Counter No. 504906 Count ID 19-001  
 SR 014 RRT/RRQ CD 00701 MP 0.60  
 Leg 2 Direction See 1,2 OSID \_\_\_\_\_

Station Description - ON SR 14 WB COLL-DIST TO SR 205 SB/SR 14 WB

Date	Day	Time	Comments
12/10/19	3	11:08	Manual (1) 10 (2) 10 Set up ok JDM/TPS 6.6v Counter (1) 10 (2) 10 <i>COUNTER SET ON TUESDAY</i>
12/11/19	4	08:10	Manual (1) 50 (2) 20 Check ok JDM/TPS 6.5v Counter (1) 50 (2) 20 <i>Q tube up ✓</i>
12/12/19	5	12:27	Manual (1) 10 (2) 10 Check ok JDM/TPS 6.5v Counter (1) 10 (2) 10
12/13/19	6	09:00	Manual (1) 1 (2) 1 P/U ok JDM/TPS 6.5v Counter (1) 1 (2) 1
			Manual (1) (2) Counter (1) (2)

Sketch



*J. Meyler*  
Field Person

16018



STATE OF WASHINGTON - DEPARTMENT OF TRANSPORTATION  
TRIP SYSTEM  
15 MINUTE TRAFFIC COUNT SUMMARY

SR 014 CD00701 MP 000.60	OFF SYSTEM ID.	LEG 2	DIRECTION OF TRAFFIC WESTBOUND														LANE ALL OF								
COUNT IDENTIFIER 19-001	COUNTER NUMBER 504906	DESCRIPTION: ON SR 14 WB COLL-DIST TO SR 205 SB / SR 14 WB																							
12/10/19 TUESDAY												PM HOURS										DAILY			
AM HOURS																						TOTAL			
12	1	2	3	4	5	6	7	8	9	10	11	12	1	2	3	4	5	6	7	8	9	10	11	12	TOTAL
00-15													225	243	213	218	254	232	179	135	92	73	59	39	
15-30												285	230	202	214	216	256	233	219	128	91	63	57	25	
30-45												252	232	227	238	205	255	282	185	123	95	62	51	20	
45-00												248	235	170	227	252	237	236	159	126	74	59	39	28	
HOUR																									
TOT												785	922	842	892	891	1002	983	742	512	352	257	206	112	8498

AM PEAK HOUR 0000 TO 0000 VOLUME 0 AM TOTAL 785  
PM PEAK HOUR 0345 TO 0445 VOLUME 1017 PM TOTAL 7713

12/11/19 WEDNESDAY												PM HOURS										DAILY			
AM HOURS																						TOTAL			
12	1	2	3	4	5	6	7	8	9	10	11	12	1	2	3	4	5	6	7	8	9	10	11	12	TOTAL
00-15	12	12	14	29	50	169	375	360	345	319	279	242	226	208	195	218	275	252	202	156	106	70	54	32	
15-30	19	14	20	28	79	241	431	315	381	340	280	261	214	234	220	205	254	275	196	129	94	98	70	35	
30-45	22	14	20	44	103	319	419	331	306	328	273	238	239	200	240	231	256	276	186	101	80	66	59	32	
45-00	17	12	19	65	112	342	384	314	286	317	253	213	238	200	209	236	287	209	152	109	72	62	38	36	
HOUR																									
TOT	70	52	73	166	344	1071	1609	1320	1318	1304	1085	954	917	842	864	890	1072	1012	736	495	352	296	221	135	17198

AM PEAK HOUR 0600 TO 0700 VOLUME 1609 AM TOTAL 9366  
PM PEAK HOUR 0445 TO 0545 VOLUME 1090 PM TOTAL 7832

12/12/19 THURSDAY												PM HOURS										DAILY			
AM HOURS																						TOTAL			
12	1	2	3	4	5	6	7	8	9	10	11	12	1	2	3	4	5	6	7	8	9	10	11	12	TOTAL
00-15	20	19	19	24	42	159	375	411	387	290	323	244	259	211	216	229	234	271	201	147	91	86	59	55	
15-30	18	16	23	41	85	261	433	333	335	339	307	252	238	211	232	211	236	283	245	189	107	73	64	32	
30-45	14	15	17	45	113	314	429	316	277	314	280	304	219	243	229	239	230	244	195	105	87	91	57	41	
45-00	6	20	17	53	127	314	420	324	280	320	253	216	241	197	208	251	254	214	176	139	94	63	31	21	
HOUR																									
TOT	58	70	76	163	367	1048	1657	1384	1279	1263	1163	1016	957	862	885	930	954	1012	817	580	379	313	211	149	17593

AM PEAK HOUR 0615 TO 0715 VOLUME 1693 AM TOTAL 9544  
PM PEAK HOUR 0445 TO 0545 VOLUME 1052 PM TOTAL 8049

STATE OF WASHINGTON - DEPARTMENT OF TRANSPORTATION  
 T R I P S S Y S T E M  
 15 MINUTE TRAFFIC COUNT SUMMARY

SR 014 CD00701	MP 000.60	OFF SYSTEM ID.	LEG 2	DIRECTION OF TRAFFIC WESTBOUND																LANE ALL OF								
COUNT IDENTIFIER	19-001	COUNTER NUMBER	504906	DESCRIPTION: ON SR 14 WB COLL-DIST TO SR 205 SB / SR 14 WB																								
12/13/19 FRIDAY				AM HOURS												PM HOURS												DAILY
	12	1	2	3	4	5	6	7	8	9	10	11	12	1	2	3	4	5	6	7	8	9	10	11	12	TOTAL		
00-15	22	20	9	28	48	137	353	353	286																			
15-30	27	16	24	37	72	215	407	352	295																			
30-45	14	17	25	38	103	328	380	343	305																			
45-00	16	23	18	56	112	287	382	273	274																			
HOUR	-----																											
TOT	79	76	76	159	335	967	1522	1321	1160																		5695	

AM PEAK HOUR 0600 TO 0700 VOLUME 1522 AM TOTAL 5695  
 PM PEAK HOUR 0000 TO 0000 VOLUME 0 PM TOTAL 0

12/10/19 THRU 12/13/19  
 TOTAL HOURS FOR COUNT 69

2 DAYS FACTOR GROUP OR04 FACTOR GROUP R051  
 AVG WEEKDAY VOL 17396 X SEASONAL ADJ. FACTOR 0.9900 = 17222 X AXLE CORR FACTOR 0.9301 = ESTIMATED AVG DAILY TRAFFIC 16018

PEAK HOUR PERCENTAGES: K = 9.73 D = 100.00  
 PEAK HOUR LOCATION : VOLUME = 1693 DATE: 12/12/19 TIME: 06:15 AM

*RENEWAL*

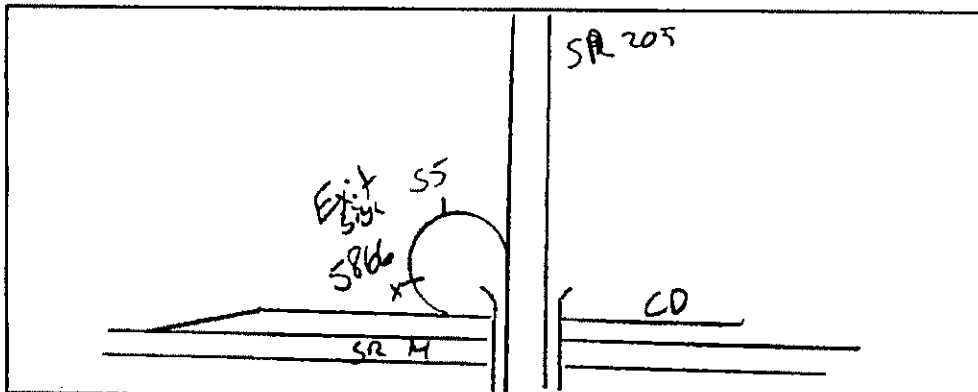
Interval  60 min.  15 min.  
 Binned(CL/SP)  Count(volume)  
Lane No  1  2  
  
Direction Channel 1 \_\_\_\_\_  
Direction Channel 2 \_\_\_\_\_  
Unique ID# \_\_\_\_\_

Counter No. 505866 Count ID ~~10-004~~ 19-002  
014 CD00701  
SR ~~205~~ RRT/RRQ ~~55-0268\*~~ MP 0.88  
Leg 2 Direction WB OSID \_\_\_\_\_

Station Description ON SR 14 WB COLL-DIST TO SR 205 SB/SR 14 WB  
SR 205 SB on ramp from SR 14 WB CB

Date	Day	Time	Comments
12/10/19	3	11:23	Manual (1) <u>10</u> (2) _____ Counter (1) <u>10</u> (2) _____ Set up ok JDM/TPS 6.5v <i>COUNTER SET ON TUESDAY</i>
12/11/19	4	08:33	Manual (1) <u>50</u> (2) _____ Counter (1) <u>50</u> (2) _____ Check ok JDM/TPS 6.4 <i>Tube up</i>
12/12/19	5	12:32	Manual (1) <u>10</u> (2) _____ Counter (1) <u>10</u> (2) _____ Check ok JDM/TPS 6.4
12/13/19	6	09:06	Manual (1) <u>1</u> (2) _____ Counter (1) <u>1</u> (2) _____ P/U ok JDM/TPS 6.4
			Manual (1) _____ (2) _____ Counter (1) _____ (2) _____

Sketch



*J. Myler*  
Field Person



Interval  60 min.  15 min.  
 Binned(CL/SP)  Count(volume)  
 Lane No  1  2

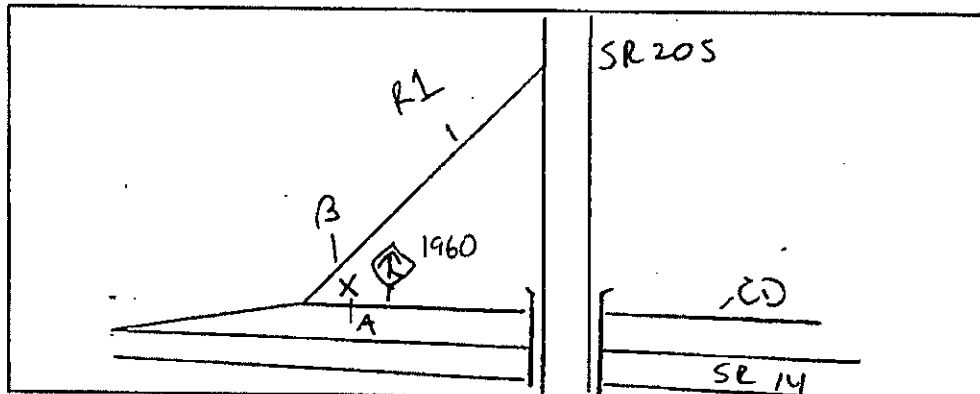
Direction Channel 1 014  
~~SB~~ CD 00701-WB 2af2  
 Direction Channel 2 ~~NB~~ R1 02765  
 Unique ID# 205 R1 02765-U

Counter No. 501960 Count ID ~~19-004~~ 19-002  
 SR 014 RRT/RRQ CD00701 MP 0.88  
 Leg 2 Direction See 1,2 OSID \_\_\_\_\_

Station Description \_ ON SR 14 WB COLL-DIST TO SR 205 SB/SR 14 WB

Date	Day	Time	Comments
12/10/19	3	11:28	Manual (1) 10 (2) 10 Counter (1) 10 (2) 10 Set up ok JDM/TPS 6.6v <i>COUNTER SET ON TUESDAY</i>
12/11/19	4	08:36	Manual (1) 50 (2) 25 Counter (1) 50 (2) 25 Check ok JDM/TPS 6.4
12/12/19	5	12:33	Manual (1) 10 (2) 10 Counter (1) 10 (2) 10 Check ok JDM/TPS 6.4
12/13/19	6	08:08	Manual (1) 1 (2) 1 Counter (1) 1 (2) 1 P/U ok JDM/TPS 6.4
			Manual (1) (2) Counter (1) (2)

Sketch



North

*J. Mylar*  
Field Person

STATE OF WASHINGTON - DEPARTMENT OF TRANSPORTATION  
TRIP SYSTEM  
15 MINUTE TRAFFIC COUNT SUMMARY

SR 014 CD00701 MP 000.88 OFF SYSTEM ID. LEG 2 DIRECTION OF TRAFFIC WESTBOUND LANE 1 OF 2

COUNT IDENTIFIER 19-002 COUNTER NUMBER 505866 DESCRIPTION: ON SR 14 WB COLL-DIST TO SR 205 SB / SR 14 WB

12/10/19 TUESDAY												PM HOURS											DAILY TOTAL		
AM HOURS																									
12	1	2	3	4	5	6	7	8	9	10	11	12	1	2	3	4	5	6	7	8	9	10	11	12	
00-15													232	241	205	217	254	229	175	140	92	71	61	39	
15-30													229	213	220	215	251	229	216	127	92	67	58	26	
30-45												258	235	230	236	206	253	290	188	123	98	63	50	19	
45-00												244	230	177	230	253	240	235	153	126	76	58	37	28	
HOUR																									
TOT												502	926	861	891	891	998	983	732	516	358	259	206	112	8235

AM PEAK HOUR 0000 TO 0000 VOLUME 0  
PM PEAK HOUR 0345 TO 0445 VOLUME 1011

AM TOTAL 502  
PM TOTAL 7733

12/11/19 WEDNESDAY												PM HOURS											DAILY TOTAL		
AM HOURS																									
12	1	2	3	4	5	6	7	8	9	10	11	12	1	2	3	4	5	6	7	8	9	10	11	12	
00-15	15	13	15	31	50	164				317	280	241	228	206	192	196	242	226	160	132	104	62	40	32	
15-30	19	12	20	29	76	243				350	277	256	211	245	221	192	218	252	173	109	84	82	66	34	
30-45	21	16	21	43	103	294			233	313	271	239	238	206	230	216	200	242	146	93	66	58	65	32	
45-00	19	13	15	65	111				277	324	259	212	238	199	200	195	264	183	131	101	71	52	33	33	
HOUR																									
TOT	74	54	71	168	340	701			510	1304	1087	948	915	856	843	799	924	903	610	435	325	254	204	131	12456

*TUBE UP*

AM PEAK HOUR 0900 TO 1000 VOLUME 1304  
PM PEAK HOUR 0445 TO 0545 VOLUME 984

AM TOTAL 5257  
PM TOTAL 7199

12/12/19 THURSDAY												PM HOURS											DAILY TOTAL		
AM HOURS																									
12	1	2	3	4	5	6	7	8	9	10	11	12	1	2	3	4	5	6	7	8	9	10	11	12	
00-15	19	17	16	26	39	123	328	375	362	274	303	228	254	211	207	226	232	265	200	148	88	86	56	56	
15-30	18	18	26	36	74	246	398	336	337	297	292	244	235	213	228	203	239	287	249	191	106	68	63	31	
30-45	13	14	15	47	92	285	409	308	249	304	267	283	212	236	222	235	219	243	198	108	87	95	59	41	
45-00	6	20	18	44	101	271	401	340	233	279	251	218	228	198	197	247	248	214	177	142	98	62	37	22	
HOUR																									
TOT	56	69	75	153	306	925	1536	1359	1181	1154	1113	973	929	858	854	911	938	1009	824	589	379	311	215	150	16867

AM PEAK HOUR 0615 TO 0715 VOLUME 1583  
PM PEAK HOUR 0445 TO 0545 VOLUME 1043

AM TOTAL 8900  
PM TOTAL 7967

STATE OF WASHINGTON - DEPARTMENT OF TRANSPORTATION  
 TRIPS SYSTEM  
 15 MINUTE TRAFFIC COUNT SUMMARY

SR 014 CD00701 MP 000.88 OFF SYSTEM ID. LEG 2 DIRECTION OF TRAFFIC WESTBOUND LANE 1 OF 2

COUNT IDENTIFIER 19-002 COUNTER NUMBER 505866 DESCRIPTION: ON SR 14 WB COLL-DIST TO SR 205 SB / SR 14 WB

12/13/19 FRIDAY		AM HOURS										PM HOURS										DAILY TOTAL		
12	1	2	3	4	5	6	7	8	9	10	11	12	1	2	3	4	5	6	7	8	9		10	11
00-15	22	19	11	28	47	142	340	339	284															
15-30	23	18	20	40	70	205	411	355	290															
30-45	16	17	20	38	95	321	385	352	302															
45-00	16	21	21	54	116	293	391	276	284															
HOUR																								
TOT	77	75	72	160	328	961	1527	1322	1160															5682

AM PEAK HOUR 0600 TO 0700 VOLUME 1527  
 PM PEAK HOUR 0000 TO 0000 VOLUME 0

AM TOTAL 5682  
 PM TOTAL 0

STATE OF WASHINGTON - DEPARTMENT OF TRANSPORTATION  
TRIP SYSTEM  
15 MINUTE TRAFFIC COUNT SUMMARY

SR 014 CD00701 MP 000.88		OFF SYSTEM ID.		LEG 2		DIRECTION OF TRAFFIC WESTBOUND											LANE 2		OF 2																														
COUNT IDENTIFIER 19-002		COUNTER NUMBER 501960 *		DESCRIPTION: ON SR 14 WB COLL-DIST TO SR 205 SB / SR 14 WB																																													
12/10/19 TUESDAY												12/10/19 TUESDAY												DAILY TOTAL																									
AM HOURS						PM HOURS						PM HOURS																																					
12	1	2	3	4	5	6	7	8	9	10	11	12	1	2	3	4	5	6	7	8	9	10	11	12	1	2	3	4	5	6	7	8	9	10	11	12													
00-15												157	157	165	201	182	192	167	183	117	76	77	64																										
15-30												163	173	202	194	190	176	158	152	113	85	59	52																										
30-45												149	196	213	196	196	195	197	153	110	74	59	49																										
45-00												139	178	168	199	195	211	170	182	169	78	95	47	30																									
HOUR																																																	
TOT												139	647	694	779	786	779	733	704	657	418	330	242	195	7103																								

AM PEAK HOUR 0000 TO 0000 VOLUME 0 AM TOTAL 139  
PM PEAK HOUR 0215 TO 0315 VOLUME 815 PM TOTAL 6964

12/11/19 WEDNESDAY												12/11/19 WEDNESDAY												DAILY TOTAL																										
AM HOURS						PM HOURS						PM HOURS																																						
12	1	2	3	4	5	6	7	8	9	10	11	12	1	2	3	4	5	6	7	8	9	10	11	12	1	2	3	4	5	6	7	8	9	10	11	12														
00-15	26	16	12	14	17	32	98	132	163	131	164	124	140	169	201	193	180	207	171	155	98	78	83	66																										
15-30	23	22	15	15	21	53	126	156	195	117	122	138	138	168	196	223	206	204	166	182	102	103	64	56																										
30-45	21	18	13	15	46	78	171	167	184	134	146	138	161	188	238	204	193	198	177	145	109	74	50	41																										
45-00	21	14	5	15	33	110	183	231	186	175	145	144	153	189	200	224	195	205	184	158	101	75	41	19																										
HOUR																																																		
TOT	91	70	45	59	117	273	578	686	728	557	577	544	592	714	835	844	774	814	698	640	410	330	238	182	11396																									

AM PEAK HOUR 0745 TO 0845 VOLUME 773 AM TOTAL 4325  
PM PEAK HOUR 0230 TO 0330 VOLUME 854 PM TOTAL 7071

12/12/19 THURSDAY												12/12/19 THURSDAY												DAILY TOTAL																												
AM HOURS						PM HOURS						PM HOURS																																								
12	1	2	3	4	5	6	7	8	9	10	11	12	1	2	3	4	5	6	7	8	9	10	11	12	1	2	3	4	5	6	7	8	9	10	11	12																
00-15	33	22	19	19	16	44	106	140	178	136	136	133	119	163	207	199	190	190	214	146	101	108	78	56																												
15-30	34	21	11	9	36	47	135	157	196	142	132	157	149	170	224	218	236	216	187	138	91	105	75	60																												
30-45	30	10	9	16	39	73	177	175	192	144	141	153	136	196	252	224	228	215	183	118	97	82	56	34																												
45-00	31	14	14	25	48	100	168	225	169	131	122	150	186	180	238	232	213	221	170	114	95	78	54	43																												
HOUR																																																				
TOT	128	67	53	69	139	264	586	697	735	553	531	593	590	709	921	873	867	842	754	516	384	373	263	193	11700																											

AM PEAK HOUR 0745 TO 0845 VOLUME 791 AM TOTAL 4415  
PM PEAK HOUR 0200 TO 0300 VOLUME 921 PM TOTAL 7285

STATE OF WASHINGTON - DEPARTMENT OF TRANSPORTATION  
 TRIP SYSTEM  
 15 MINUTE TRAFFIC COUNT SUMMARY

SR 014 CD00701 MP 000.88		OFF SYSTEM ID.		LEG 2		DIRECTION OF TRAFFIC WESTBOUND												LANE 2		OF 2								
COUNT IDENTIFIER 19-002		COUNTER NUMBER 501960 *		DESCRIPTION: ON SR 14 WB COLL-DIST TO SR 205 SB / SR 14 WB																								
12/13/19 FRIDAY		AM HOURS										PM HOURS								DAILY TOTAL								
		12	1	2	3	4	5	6	7	8	9	10	11	12	1	2	3	4	5	6	7	8	9	10	11	12	TOTAL	
00-15	29	26	13	21	23	31	110	118	174																			
15-30	22	15	22	6	40	39	118	159	186																			
30-45	23	12	8	13	42	81	165	163	203																			
45-00	18	13	12	15	42	69	162	201	156																			
HOUR	-----																											
TOT	92	66	55	55	147	220	555	641	719																		2550	

AM PEAK HOUR 0745 TO 0845 VOLUME 764  
 PM PEAK HOUR 0000 TO 0000 VOLUME 0

AM TOTAL 2550  
 PM TOTAL 0



STATE OF WASHINGTON - DEPARTMENT OF TRANSPORTATION  
TRIP SYSTEM  
15 MINUTE TRAFFIC COUNT SUMMARY

SR 014 CD00701 MP 000.88 OFF SYSTEM ID. LEG 2 DIRECTION OF TRAFFIC WESTBOUND LANE 12 OF 2

COUNT IDENTIFIER 19-002 COUNTER NUMBER 501960 \* DESCRIPTION: ON SR 14 WB COLL-DIST TO SR 205 SB / SR 14 WB

12/10/19 TUESDAY												PM HOURS												DAILY TOTAL		
AM HOURS																										
12	1	2	3	4	5	6	7	8	9	10	11	12	1	2	3	4	5	6	7	8	9	10	11			
00-15												389	398	370	418	436	421	342	323	209	147	138	103			
15-30												392	386	422	409	441	405	374	279	205	152	117	78			
30-45												384	426	449	402	449	485	385	276	208	137	109	68			
45-00												383	408	345	429	448	451	405	335	295	154	153	84	58		
HOUR																										
TOT												383	1573	1555	1670	1677	1777	1716	1436	1173	776	589	448	307	15080	

AM PEAK HOUR 0000 TO 0000 VOLUME 0 AM TOTAL 383  
PM PEAK HOUR 0400 TO 0500 VOLUME 1777 PM TOTAL 14697

12/11/19 WEDNESDAY												PM HOURS												DAILY TOTAL		
AM HOURS																										
12	1	2	3	4	5	6	7	8	9	10	11	12	1	2	3	4	5	6	7	8	9	10	11			
00-15	41	29	27	45	67	196	98	132	163	448	444	365	368	375	393	389	422	433	331	287	202	140	123	98		
15-30	42	34	35	44	97	296	126	156	195	467	399	394	349	413	417	415	424	456	339	291	186	185	130	90		
30-45	42	34	34	58	149	372	171	167	417	447	417	377	399	394	468	420	393	440	323	238	175	132	115	73		
45-00	40	27	20	80	144	110	183	231	463	499	404	356	391	388	400	419	459	388	315	259	172	127	74	52		
HOUR																										
TOT	165	124	116	227	457	974	578	686	1238	1861	1664	1492	1507	1570	1678	1643	1698	1717	1308	1075	735	584	442	313	23852	

AM PEAK HOUR 0900 TO 1000 VOLUME 1861 AM TOTAL 9582  
PM PEAK HOUR 0445 TO 0545 VOLUME 1788 PM TOTAL 14270

12/12/19 THURSDAY												PM HOURS												DAILY TOTAL		
AM HOURS																										
12	1	2	3	4	5	6	7	8	9	10	11	12	1	2	3	4	5	6	7	8	9	10	11			
00-15	52	39	35	45	55	167	434	515	540	410	439	361	373	374	414	425	422	455	414	294	189	194	134	112		
15-30	52	39	37	45	110	293	533	493	533	439	424	401	384	383	452	421	475	503	436	329	197	173	138	91		
30-45	43	24	24	63	131	358	586	483	441	448	408	436	348	432	474	459	447	458	381	226	184	177	115	75		
45-00	37	34	32	69	149	371	569	565	402	410	373	368	414	378	435	479	461	435	347	256	193	140	91	65		
HOUR																										
TOT	184	136	128	222	445	1189	2122	2056	1916	1707	1644	1566	1519	1567	1775	1784	1805	1851	1578	1105	763	684	478	343	28567	

AM PEAK HOUR 0615 TO 0715 VOLUME 2203 AM TOTAL 13315  
PM PEAK HOUR 0445 TO 0545 VOLUME 1877 PM TOTAL 15252

\* MODIFIED AM TOTAL FOR WEDNESDAY  
9-10: 1861  
10-11: 1664  
11-12: 1492 } 5017

STATE OF WASHINGTON - DEPARTMENT OF TRANSPORTATION  
T R I P S   S Y S T E M  
15 MINUTE TRAFFIC COUNT SUMMARY

SR 014 CD00701 MP 000.88      OFF SYSTEM ID.      LEG 2      DIRECTION OF TRAFFIC WESTBOUND      LANE 12      OF 2  
COUNT IDENTIFIER 19-002      COUNTER NUMBER 501960 \*      DESCRIPTION: ON SR 14 WB COLL-DIST TO SR 205 SB / SR 14 WB

12/13/19 FRIDAY				AM HOURS								PM HOURS								DAILY TOTAL				
12	1	2	3	4	5	6	7	8	9	10	11	12	1	2	3	4	5	6	7		8	9	10	11
51	45	24	49	70	173	450	457	458																
15-30	45	33	42	46	110	244	529	514	476															
30-45	39	29	28	51	137	402	550	515	505															
45-00	34	34	33	69	158	362	553	477	440															
-----																								
TOT	169	141	127	215	475	1181	2082	1963	1879															8232

AM PEAK HOUR 0615 TO 0715 VOLUME 2089  
PM PEAK HOUR 0000 TO 0000 VOLUME 0

AM TOTAL 8232  
PM TOTAL 0

12/10/19 THRU 12/13/19  
TOTAL HOURS FOR COUNT 69

2 DAYS *28043* FACTOR GROUP OR04 *27763* FACTOR GROUP R051 *25822*  
AVG WEEKDAY VOL 26210 X SEASONAL ADJ. FACTOR 0.9900 = 25948 X AXLE CORR FACTOR 0.9301 = ESTIMATED AVG DAILY TRAFFIC 24134

PEAK HOUR PERCENTAGES: K = *7.86* D = 100.00  
PEAK HOUR LOCATION : VOLUME = 2203 DATE: 12/12/19 TIME: 06:15 AM



*JP*

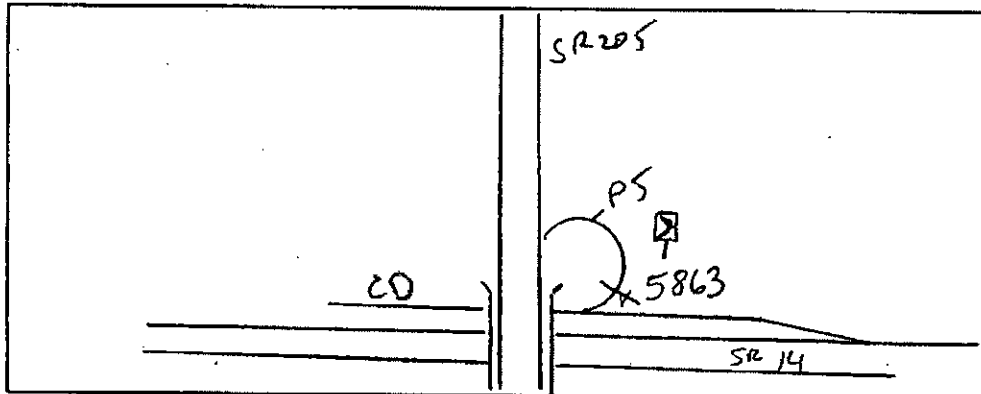
Interval  60 min.  15 min.  
 Binned(CL/SP)  Count(volume)  
Lane No  1  2  
  
Direction Channel 1 1012  
Direction Channel 2 \_\_\_\_\_  
Unique ID# \_\_\_\_\_

Counter No. 505863 Count ID 19-001  
SR 014 CD 00701  
~~205~~ RRT/RRQ ~~PS-02090~~ MP 0.88  
Leg 2 Direction WB OSID \_\_\_\_\_

Station Description ON SR 14 WB COLL-DIST TO SR 205 SB/SR 14 WB  
SR 205 NB off ramp to SR 14 WB CD

Date	Day	Time	Comments
12/10/19	3	11:16	Manual (1) <u>10</u> (2) _____ Set up ok JDM/TPS 6.5v Counter (1) <u>10</u> (2) _____ <i>COUNTER SET ON TUESDAY</i>
12/11/19	4	<u>08:19</u>	Manual (1) <u>50</u> (2) _____ Check ok JDM/TPS <u>6.4</u> Counter (1) <u>50</u> (2) _____
12/12/19	5	<u>12:29</u>	Manual (1) <u>10</u> (2) _____ Check ok JDM/TPS <u>6.5</u> Counter (1) <u>10</u> (2) _____
12/13/19	6	<u>09:03</u>	Manual (1) <u>1</u> (2) _____ P/U ok JDM/TPS <u>6.4</u> Counter (1) <u>1</u> (2) _____
			Manual (1) _____ (2) _____ Counter (1) _____ (2) _____

Sketch



*S. Mylar*  
Field Person

*26716*



Interval  60 min.  15 min.  
 Binned(CL/SP)  Count(volume)  
Lane No  1  2

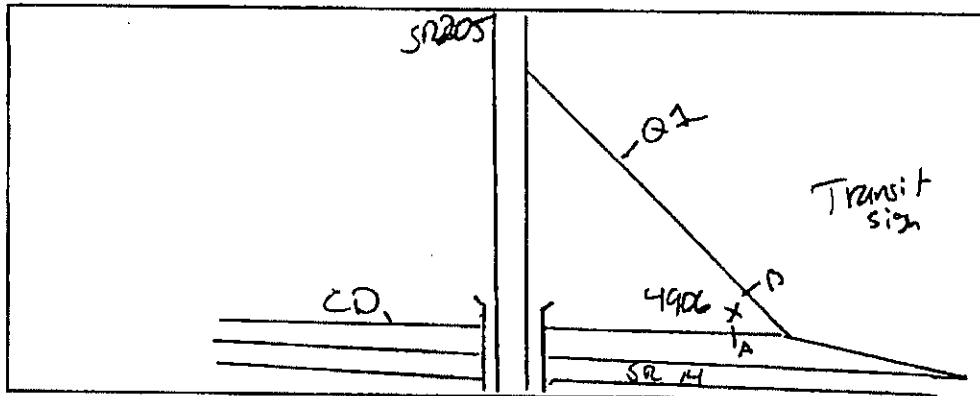
Direction Channel 1 014 2 of 2  
~~WB~~ CD 00701 - WB  
Direction Channel 2 ~~WB~~ Q1 02762 - U  
Unique ID# 205

Counter No. 504906 Count ID 19-001  
SR 014 RRT/RRQ CD00701 MP 0.88  
Leg 2 Direction See 1,2 OSID \_\_\_\_\_

Station Description \_ ON SR 14 WB COLL-DIST TO SR 205 SB/SR 14 WR

Date	Day	Time	Comments
12/10/19	3	11:08	Manual (1) <u>10</u> (2) <u>10</u> Set up ok JDM/TPS 6.6v Counter (1) <u>10</u> (2) <u>10</u> <i>COUNTER SET ON TUESDAY</i>
12/11/19	4	08:10	Manual (1) <u>50</u> (2) <u>20</u> Check ok JDM/TPS 6.5v Counter (1) <u>50</u> (2) <u>20</u> <i>Probe up</i>
12/12/19	5	12:27	Manual (1) <u>10</u> (2) <u>10</u> Check ok JDM/TPS 6.5v Counter (1) <u>10</u> (2) <u>10</u>
12/13/19	6	09:00	Manual (1) <u>1</u> (2) <u>1</u> P/U ok JDM/TPS 6.5v Counter (1) <u>1</u> (2) <u>1</u>
			Manual (1) _____ (2) _____ Counter (1) _____ (2) _____

Sketch



*J. Meyler*  
Field Person

STATE OF WASHINGTON - DEPARTMENT OF TRANSPORTATION  
TRIP SYSTEM  
15 MINUTE TRAFFIC COUNT SUMMARY

SR 014 CD00701 MP 000.88		OFF SYSTEM ID.		LEG 2		DIRECTION OF TRAFFIC WESTBOUND															LANE 1 OF 2					
COUNT IDENTIFIER	19-001	COUNTER NUMBER	505863	DESCRIPTION: ON SR 14 WB COLL-DIST TO SR 205 SB / SR 14 WB																						
12/10/19 TUESDAY				AM HOURS									PM HOURS									DAILY TOTAL				
	12	1	2	3	4	5	6	7	8	9	10	11	12	1	2	3	4	5	6	7	8	9	10	11	12	TOTAL
	1	2	3	4	5	6	7	8	9	10	11	12	1	2	3	4	5	6	7	8	9	10	11	12	TOTAL	
00-15													158	166	164	207	184	190	165	185	119	80	80	63		
15-30													169	177	211	192	188	175	158	151	116	87	59	49		
30-45												172	157	193	214	193	199	197	199	153	108	75	57	47		
45-00												138	173	174	196	195	209	168	177	167	79	94	50	30		
HOUR	-----																									
TOT													310	657	710	785	787	780	730	699	656	422	336	246	189	7307

AM PEAK HOUR 0000 TO 0000 VOLUME 0 AM TOTAL 310  
PM PEAK HOUR 0215 TO 0315 VOLUME 828 PM TOTAL 6997

12/11/19 WEDNESDAY				AM HOURS									PM HOURS									DAILY TOTAL				
	12	1	2	3	4	5	6	7	8	9	10	11	12	1	2	3	4	5	6	7	8	9	10	11	12	TOTAL
	1	2	3	4	5	6	7	8	9	10	11	12	1	2	3	4	5	6	7	8	9	10	11	12	TOTAL	
00-15	29	16	12	15	18	36	101	134	164	128	162	126	141	170	203	192	191	205	172	159	101	80	82	70		
15-30	22	22	15	14	22	52	126	155	195	128	125	141	142	173	198	221	198	203	171	178	98	102	67	54		
30-45	22	19	12	16	45	83	175	169	188	129	150	138	161	196	235	208	190	195	179	146	109	77	51	41		
45-00	22	15	5	15	33	108	181	234	180	182	147	146	159	189	203	221	195	200	182	157	105	74	40	20		
HOUR	-----																									
TOT	95	72	44	60	118	279	583	692	727	567	584	551	603	728	839	842	774	803	704	640	413	333	240	185	11476	

AM PEAK HOUR 0745 TO 0845 VOLUME 781 AM TOTAL 4372  
PM PEAK HOUR 0230 TO 0330 VOLUME 851 PM TOTAL 7104

12/12/19 THURSDAY				AM HOURS									PM HOURS									DAILY TOTAL				
	12	1	2	3	4	5	6	7	8	9	10	11	12	1	2	3	4	5	6	7	8	9	10	11	12	TOTAL
	1	2	3	4	5	6	7	8	9	10	11	12	1	2	3	4	5	6	7	8	9	10	11	12	TOTAL	
00-15	32	23	18	19	16	43	110	147	179	143	135	139	121	172	221	193	191	187	216	147	95	108	74	61		
15-30	34	22	11	9	35	47	140	163	197	138	140	153	154	168	217	215	233	214	185	141	94	102	79	58		
30-45	31	10	8	17	42	75	178	180	194	146	136	154	134	198	255	232	229	216	181	122	96	81	55	33		
45-00	30	14	15	26	49	101	163	224	169	131	120	146	187	178	238	225	214	219	173	119	96	82	56	43		
HOUR	-----																									
TOT	127	69	52	71	142	266	591	714	739	558	531	592	596	716	931	865	867	836	755	529	381	373	264	195	11760	

AM PEAK HOUR 0745 TO 0845 VOLUME 794 AM TOTAL 4452  
PM PEAK HOUR 0200 TO 0300 VOLUME 931 PM TOTAL 7308

STATE OF WASHINGTON - DEPARTMENT OF TRANSPORTATION  
 TRIPS SYSTEM  
 15 MINUTE TRAFFIC COUNT SUMMARY

SR 014 CD00701 MP 000.88		OFF SYSTEM ID.		LEG 2		DIRECTION OF TRAFFIC WESTBOUND		LANE 1		OF 2																	
COUNT IDENTIFIER 19-001		COUNTER NUMBER 505863		DESCRIPTION: ON SR 14 WB COLL-DIST TO SR 205 SB / SR 14 WB																							
12/13/19 FRIDAY		AM HOURS						PM HOURS						DAILY													
		12	1	2	3	4	5	6	7	8	9	10	11	12	1	2	3	4	5	6	7	8	9	10	11	12	TOTAL
00-15	29	26	15	19	26	32	110	117	179																		
15-30	23	16	17	7	39	40	118	158	184																		
30-45	22	12	8	12	42	81	169	170	199																		
45-00	19	13	14	13	44	73	164	198	161																		
HOUR	-----																										
TOT	93	67	54	51	151	226	561	643	723																	2569	

AM PEAK HOUR 0745 TO 0845 VOLUME 760  
 PM PEAK HOUR 0000 TO 0000 VOLUME 0

AM TOTAL 2569  
 PM TOTAL 0

STATE OF WASHINGTON - DEPARTMENT OF TRANSPORTATION  
TRIP SYSTEM  
15 MINUTE TRAFFIC COUNT SUMMARY

SR 014 CD00701 MP 000.88 OFF SYSTEM ID. LEG 2 DIRECTION OF TRAFFIC WESTBOUND LANE 2 OF 2

COUNT IDENTIFIER 19-001 COUNTER NUMBER 504906 \* DESCRIPTION: ON SR 14 WB COLL-DIST TO SR 205 SB / SR 14 WB

12/10/19 TUESDAY												PM HOURS												DAILY TOTAL
AM HOURS																								
12	1	2	3	4	5	6	7	8	9	10	11	12	1	2	3	4	5	6	7	8	9	10	11	12
00-15												225	243	213	218	254	232	179	135	92	73	59	39	
15-30											285	230	202	214	216	256	233	219	128	91	63	57	25	
30-45											252	232	227	238	205	255	282	185	123	95	62	51	20	
45-00											248	235	170	227	252	237	236	159	126	74	59	39	28	
HR																								
TOT											785	922	842	892	891	1002	983	742	512	352	257	206	112	8498

AM PEAK HOUR 0000 TO 0000 VOLUME 0 AM TOTAL 785  
PM PEAK HOUR 0345 TO 0445 VOLUME 1017 PM TOTAL 7713

12/11/19 WEDNESDAY												PM HOURS												DAILY TOTAL	
AM HOURS																									
12	1	2	3	4	5	6	7	8	9	10	11	12	1	2	3	4	5	6	7	8	9	10	11	12	
00-15	12	12	14	29	50	169	375	360	345	319	279	242	226	208	195	218	275	252	202	156	106	70	54	32	
15-30	19	14	20	28	79	241	431	315	381	340	280	261	214	234	220	205	254	275	196	129	94	98	70	35	
30-45	22	14	20	44	103	319	419	331	306	328	273	238	239	200	240	231	256	276	186	101	80	66	59	32	
45-00	17	12	19	65	112	342	384	314	286	317	253	213	238	200	209	236	287	209	152	109	72	62	38	36	
HR																									
TOT	70	52	73	166	344	1071	1609	1320	1318	1304	1085	954	917	842	864	890	1072	1012	736	495	352	296	221	135	17198

AM PEAK HOUR 0600 TO 0700 VOLUME 1609 AM TOTAL 9366  
PM PEAK HOUR 0445 TO 0545 VOLUME 1090 PM TOTAL 7832

12/12/19 THURSDAY												PM HOURS												DAILY TOTAL	
AM HOURS																									
12	1	2	3	4	5	6	7	8	9	10	11	12	1	2	3	4	5	6	7	8	9	10	11	12	
00-15	20	19	19	24	42	159	375	411	387	290	323	244	259	211	216	229	234	271	201	147	91	86	59	55	
15-30	18	16	23	41	85	261	433	333	335	339	307	252	238	211	232	211	236	283	245	189	107	73	64	32	
30-45	14	15	17	45	113	314	429	316	277	314	280	304	219	243	229	239	230	244	195	105	87	91	57	41	
45-00	6	20	17	53	127	314	420	324	280	320	253	216	241	197	208	251	254	214	176	139	94	63	31	21	
HR																									
TOT	58	70	76	163	367	1048	1657	1384	1279	1263	1163	1016	957	862	885	930	954	1012	817	580	379	313	211	149	17593

AM PEAK HOUR 0615 TO 0715 VOLUME 1693 AM TOTAL 9544  
PM PEAK HOUR 0445 TO 0545 VOLUME 1052 PM TOTAL 8049

STATE OF WASHINGTON - DEPARTMENT OF TRANSPORTATION  
TRIP SYSTEM  
15 MINUTE TRAFFIC COUNT SUMMARY

SR 014 CD00701 MP 000.88		OFF SYSTEM ID.		LEG 2		DIRECTION OF TRAFFIC WESTBOUND												LANE 2		OF 2								
COUNT IDENTIFIER 19-001		COUNTER NUMBER 504906 *		DESCRIPTION: ON SR 14 WB COLL-DIST TO SR 205 SB / SR 14 WB																								
12/13/19 FRIDAY		AM HOURS									PM HOURS									DAILY								
		12	1	2	3	4	5	6	7	8	9	10	11	12	1	2	3	4	5	6	7	8	9	10	11	12	TOTAL	
00-15	22	20	9	28	48	137	353	353	286																			
15-30	27	16	24	37	72	215	407	352	295																			
30-45	14	17	25	38	103	328	380	343	305																			
45-00	16	23	18	56	112	287	382	273	274																			
HOUR	-----																											
TOT	79	76	76	159	335	967	1522	1321	1160																		5695	

AM PEAK HOUR 0600 TO 0700 VOLUME 1522  
PM PEAK HOUR 0000 TO 0000 VOLUME 0

AM TOTAL 5695  
PM TOTAL 0



STATE OF WASHINGTON - DEPARTMENT OF TRANSPORTATION  
TRIP SYSTEM  
15 MINUTE TRAFFIC COUNT SUMMARY

SR 014 CD00701 MP 000.88 OFF SYSTEM ID. LEG 2 DIRECTION OF TRAFFIC WESTBOUND LANE 12 OF 2

COUNT IDENTIFIER 19-001 COUNTER NUMBER 504906 \* DESCRIPTION: ON SR 14 WB COLL-DIST TO SR 205 SB / SR 14 WB

12/10/19 TUESDAY				AM HOURS								PM HOURS								DAILY TOTAL						
12	1	2	3	4	5	6	7	8	9	10	11	12	1	2	3	4	5	6	7		8	9	10	11	12	
00-15													383	409	377	425	438	422	344	320	211	153	139	102		
15-30													399	379	425	408	444	408	377	279	207	150	116	74		
30-45												424	389	420	452	398	454	479	384	276	203	137	108	67		
45-00												386	408	344	423	447	446	404	336	293	153	153	89	58		
HOUR																										
TOT													810	1579	1552	1677	1678	1782	1713	1441	1168	774	593	452	301	15520

AM PEAK HOUR 0000 TO 0000 VOLUME 0 AM TOTAL 810  
PM PEAK HOUR 0345 TO 0445 VOLUME 1783 PM TOTAL 14710

12/11/19 WEDNESDAY				AM HOURS								PM HOURS								DAILY TOTAL					
12	1	2	3	4	5	6	7	8	9	10	11	12	1	2	3	4	5	6	7		8	9	10	11	12
00-15	41	28	26	44	68	205	476	494	509	447	441	368	367	378	398	410	466	457	374	315	207	150	136	102	
15-30	41	36	35	42	101	293	557	470	576	468	405	402	356	407	418	426	452	478	367	307	192	200	137	89	
30-45	44	33	32	60	148	402	594	500	494	457	423	376	400	396	475	439	446	471	365	247	189	143	110	73	
45-00	39	27	24	80	145	450	565	548	466	499	400	359	397	389	412	457	482	409	334	266	177	136	78	56	
HOUR																									
TOT	165	124	117	226	462	1350	2192	2012	2045	1871	1669	1505	1520	1570	1703	1732	1846	1815	1440	1135	765	629	461	320	28674

AM PEAK HOUR 0615 TO 0715 VOLUME 2210 AM TOTAL 13738  
PM PEAK HOUR 0445 TO 0545 VOLUME 1888 PM TOTAL 14936

12/12/19 THURSDAY				AM HOURS								PM HOURS								DAILY TOTAL					
12	1	2	3	4	5	6	7	8	9	10	11	12	1	2	3	4	5	6	7		8	9	10	11	12
00-15	52	42	37	43	58	202	485	558	566	433	458	383	380	383	437	422	425	458	417	294	186	194	133	116	
15-30	52	38	34	50	120	308	573	496	532	477	447	405	392	379	449	426	469	497	430	330	201	175	143	90	
30-45	45	25	25	62	155	389	607	496	471	460	416	458	353	441	484	471	459	460	376	227	183	172	112	74	
45-00	36	34	32	79	176	415	583	548	449	451	373	362	428	375	446	476	468	433	349	258	190	145	87	64	
HOUR																									
TOT	185	139	128	234	509	1314	2248	2098	2018	1821	1694	1608	1553	1578	1816	1795	1821	1848	1572	1109	760	686	475	344	29353

AM PEAK HOUR 0615 TO 0715 VOLUME 2321 AM TOTAL 13996  
PM PEAK HOUR 0445 TO 0545 VOLUME 1883 PM TOTAL 15357

STATE OF WASHINGTON - DEPARTMENT OF TRANSPORTATION  
TRIP SYSTEM  
15 MINUTE TRAFFIC COUNT SUMMARY

SR 014 CD00701 MP 000.88 OFF SYSTEM ID. LEG 2 DIRECTION OF TRAFFIC WESTBOUND LANE 12 OF 2  
COUNT IDENTIFIER 19-001 COUNTER NUMBER 504906 \* DESCRIPTION: ON SR 14 WB COLL-DIST TO SR 205 SB / SR 14 WB

12/13/19 FRIDAY				AM HOURS								PM HOURS								DAILY TOTAL				
12	1	2	3	4	5	6	7	8	9	10	11	12	1	2	3	4	5	6	7		8	9	10	11
00-15	51	46	24	47	74	169	463	470	465															
15-30	50	32	41	44	111	255	525	510	479															
30-45	36	29	33	50	145	409	549	513	504															
45-00	35	36	32	69	156	360	546	471	435															
HOUR																								
TOT	172	143	130	210	486	1193	2083	1964	1883															8264

AM PEAK HOUR 0615 TO 0715 VOLUME 2090 AM TOTAL 8264  
PM PEAK HOUR 0000 TO 0000 VOLUME 0 PM TOTAL 0

12/10/19 THRU 12/13/19  
TOTAL HOURS FOR COUNT 69

2 DAYS FACTOR GROUP OR04 FACTOR GROUP R051  
AVG WEEKDAY VOL 29014 X SEASONAL ADJ. FACTOR 0.9900 = 28724 X AXLE CORR FACTOR 0.9301 = ESTIMATED AVG DAILY TRAFFIC 26716

PEAK HOUR PERCENTAGES: K = 8.00 D = 100.00  
PEAK HOUR LOCATION : VOLUME = 2321 DATE: 12/12/19 TIME: 06:15 AM



Interval  60 min.  15 min.  
 Binned(CL/SP)  Count(volume)  
Lane No  1  2

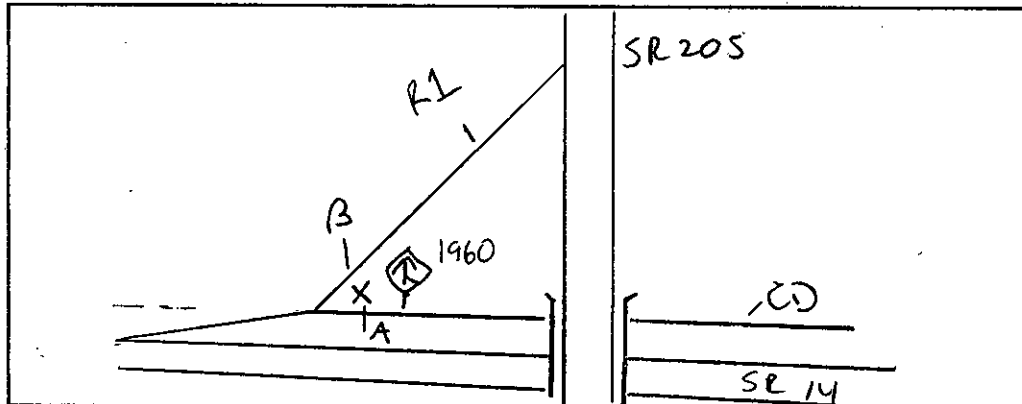
Direction Channel 1 014  
EB CD 00701-UB  
Direction Channel 2 ~~NB RT 02768~~  
Unique ID# 205 R1 02765-U

Counter No. 501960 Count ID 19-001  
SR 014 RRT/RRQ CD00701 MP 1.04  
Leg 2 Direction See 1,2 OSID     

Station Description \_ ON SR 14 WB COLL-DIST FROM SR 205/SR 14 WB

Date	Day	Time	Comments
12/10/19	3	11:28	Manual (1) 10 (2) 10 Set up ok JDM/TPS 6.6v Counter (1) 10 (2) 10 <i>COUNTER SET ON TUESDAY</i>
12/11/19	4	08:36	Manual (1) 50 (2) 25 Check ok JDM/TPS 6.4v Counter (1) 50 (2) 25
12/12/19	5	12:33	Manual (1) 10 (2) 10 Check ok JDM/TPS 6.4v Counter (1) 10 (2) 10
12/13/19	6	08:08	Manual (1) 1 (2) 1 P/U ok JDM/TPS 6.4v Counter (1) 1 (2) 1
			Manual (1) (2) Counter (1) (2)

Sketch



*J. Myllar*  
Field Person

10634

STATE OF WASHINGTON - DEPARTMENT OF TRANSPORTATION  
TRIP SYSTEM  
15 MINUTE TRAFFIC COUNT SUMMARY

SR 014 CD00701 MP 001.04		OFF SYSTEM ID.		LEG 2		DIRECTION OF TRAFFIC WESTBOUND															LANE ALL OF					
COUNT IDENTIFIER 19-001		COUNTER NUMBER 501960		DESCRIPTION: ON SR 14 WB COLL-DIST FROM SR 205 / SR 14 WB																						
12/10/19 TUESDAY												PM HOURS												DAILY		
AM HOURS																										
12	1	2	3	4	5	6	7	8	9	10	11	12	1	2	3	4	5	6	7	8	9	10	11	12	TOTAL	
1	2	3	4	5	6	7	8	9	10	11	12	1	2	3	4	5	6	7	8	9	10	11	12	TOTAL		
00-15													157	157	165	201	182	192	167	183	117	76	77	64		
15-30													163	173	202	194	190	176	158	152	113	85	59	52		
30-45													149	196	213	196	196	195	197	153	110	74	59	49		
45-00													139	178	168	199	195	211	170	182	169	78	95	47	30	
HOUR																										
TOT													139	647	694	779	786	779	733	704	657	418	330	242	195	7103

AM PEAK HOUR 0000 TO 0000 VOLUME 0 AM TOTAL 139  
PM PEAK HOUR 0215 TO 0315 VOLUME 815 PM TOTAL 6964

12/11/19 WEDNESDAY												PM HOURS												DAILY	
AM HOURS																									
12	1	2	3	4	5	6	7	8	9	10	11	12	1	2	3	4	5	6	7	8	9	10	11	12	TOTAL
1	2	3	4	5	6	7	8	9	10	11	12	1	2	3	4	5	6	7	8	9	10	11	12	TOTAL	
00-15	26	16	12	14	17	32	98	132	163	131	164	124	140	169	201	193	180	207	171	155	98	78	83	66	
15-30	23	22	15	15	21	53	126	156	195	117	122	138	138	168	196	223	206	204	166	182	102	103	64	56	
30-45	21	18	13	15	46	78	171	167	184	134	146	138	161	188	238	204	193	198	177	145	109	74	50	41	
45-00	21	14	5	15	33	110	183	231	186	175	145	144	153	189	200	224	195	205	184	158	101	75	41	19	
HOUR																									
TOT	91	70	45	59	117	273	578	686	728	557	577	544	592	714	835	844	774	814	698	640	410	330	238	182	11396

AM PEAK HOUR 0745 TO 0845 VOLUME 773 AM TOTAL 4325  
PM PEAK HOUR 0230 TO 0330 VOLUME 854 PM TOTAL 7071

12/12/19 THURSDAY												PM HOURS												DAILY	
AM HOURS																									
12	1	2	3	4	5	6	7	8	9	10	11	12	1	2	3	4	5	6	7	8	9	10	11	12	TOTAL
1	2	3	4	5	6	7	8	9	10	11	12	1	2	3	4	5	6	7	8	9	10	11	12	TOTAL	
00-15	33	22	19	19	16	44	106	140	178	136	136	133	119	163	207	199	190	190	214	146	101	108	78	56	
15-30	34	21	11	9	36	47	135	157	196	142	132	157	149	170	224	218	236	216	187	138	91	105	75	60	
30-45	30	10	9	16	39	73	177	175	192	144	141	153	136	196	252	224	228	215	183	118	97	82	56	34	
45-00	31	14	14	25	48	100	168	225	169	131	122	150	186	180	238	232	213	221	170	114	95	78	54	43	
HOUR																									
TOT	128	67	53	69	139	264	586	697	735	553	531	593	590	709	921	873	867	842	754	516	384	373	263	193	11700

AM PEAK HOUR 0745 TO 0845 VOLUME 791 AM TOTAL 4415  
PM PEAK HOUR 0200 TO 0300 VOLUME 921 PM TOTAL 7285

STATE OF WASHINGTON - DEPARTMENT OF TRANSPORTATION  
TRIP SYSTEM  
15 MINUTE TRAFFIC COUNT SUMMARY

SR 014 CD00701 MP 001.04 OFF SYSTEM ID. LEG 2 DIRECTION OF TRAFFIC WESTBOUND LANE ALL OF

COUNT IDENTIFIER 19-001 COUNTER NUMBER 501960 DESCRIPTION: ON SR 14 WB COLL-DIST FROM SR 205 / SR 14 WB

12/13/19 FRIDAY				AM HOURS								PM HOURS								DAILY TOTAL				
12	1	2	3	4	5	6	7	8	9	10	11	12	1	2	3	4	5	6	7		8	9	10	11
00-15	29	26	13	21	23	31	110	118	174															
15-30	22	15	22	6	40	39	118	159	186															
30-45	23	12	8	13	42	81	165	163	203															
45-00	18	13	12	15	42	69	162	201	156															
HOUR	-----																							
TOT	92	66	55	55	147	220	555	641	719														2550	

AM PEAK HOUR 0745 TO 0845 VOLUME 764 AM TOTAL 2550  
PM PEAK HOUR 0000 TO 0000 VOLUME 0 PM TOTAL 0

12/10/19 THRU 12/13/19  
TOTAL HOURS FOR COUNT 69

2 DAYS FACTOR GROUP OR04 FACTOR GROUP R051  
AVG WEEKDAY VOL 11548 X SEASONAL ADJ. FACTOR 0.9900 = 11433 X AXLE CORR FACTOR 0.9301 = ESTIMATED AVG DAILY TRAFFIC 10634

PEAK HOUR PERCENTAGES: K = 7.98 D = 100.00  
PEAK HOUR LOCATION : VOLUME = 921 DATE: 12/12/19 TIME: 02:00 PM



*JP*

Interval  60 min.  15 min.  
 Binned(CL/SP)  Count(volume)  
Lane No  1  2

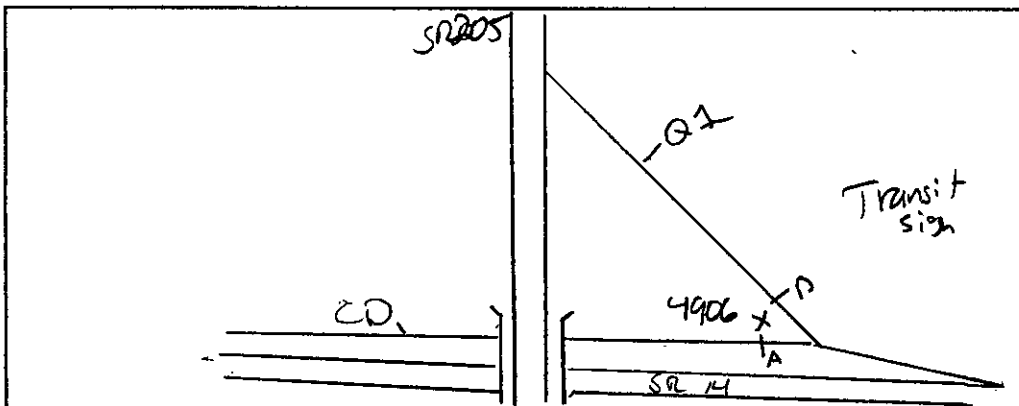
Direction Channel 1 014 EB CD 00701 WB 2nd  
Direction Channel 2 WB Q1 02762 WB 1st  
Unique ID# 205

Counter No. 504906 Count ID 19-001  
SR 014 RRT/RRQ CD 00701 MP 0.00  
Leg 2 Direction See 1,2 OSID \_\_\_\_\_

Station Description \_ ON SR 14 WB COLL-1)IST TO SR 205/SR 14 WB

Date	Day	Time	Comments
12/10/19	3	11:08	Manual (1) 10 (2) 10 Set up ok JDM/TPS 6.6v Counter (1) 10 (2) 10 <i>COUNTER SET ON TUESDAY</i>
12/11/19	4	08:10	Manual (1) 50 (2) 20 Check ok JDM/TPS 6.5v Counter (1) 50 (2) 20 <i>Probe up</i>
12/12/19	5	12:27	Manual (1) 10 (2) 10 Check ok JDM/TPS 6.5v Counter (1) 10 (2) 10
12/13/19	6	09:00	Manual (1) 1 (2) 1 P/U ok JDM/TPS 6.5v Counter (1) 1 (2) 1
			Manual (1) (2) Counter (1) (2)

Sketch



*J. Myler*  
Field Person

STATE OF WASHINGTON - DEPARTMENT OF TRANSPORTATION  
TRIP SYSTEM  
15 MINUTE TRAFFIC COUNT SUMMARY

SR 014 CD00701 MP 000.00 OFF SYSTEM ID. LEG 2 DIRECTION OF TRAFFIC WESTBOUND LANE 1 OF 2

COUNT IDENTIFIER 19-001 COUNTER NUMBER 504906 DESCRIPTION: ON SR 14 WB COLL-DIST TO SR 205 / SR 14 WB

12/10/19 TUESDAY				AM HOURS								PM HOURS								DAILY TOTAL				
12	1	2	3	4	5	6	7	8	9	10	11	12	1	2	3	4	5	6	7		8	9	10	11
00-15													164	175	191	214	255	233	161	111	80	56	38	18
15-30											177	209	207	182	229	244	220	195	98	71	52	55	21	
30-45											194	205	227	212	212	228	206	169	80	82	54	29	27	
45-00											198	210	202	229	275	232	216	148	71	75	47	31	23	
HOUR																								
TOT											569	788	811	814	930	959	875	673	360	308	209	153	89	7538

AM PEAK HOUR 0000 TO 0000 VOLUME 0 AM TOTAL 569  
PM PEAK HOUR 0345 TO 0445 VOLUME 1002 PM TOTAL 6969

12/11/19 WEDNESDAY				AM HOURS								PM HOURS								DAILY TOTAL					
12	1	2	3	4	5	6	7	8	9	10	11	12	1	2	3	4	5	6	7		8	9	10	11	
00-15	24	7	2	8	8	57			19	178	196	177	181	182	209	228	240	211	191	127	103	73	41	21	
15-30	23	10	11	9	24	58			208	211	233	190	198	215	226	244	215	201	213	121	90	58	53	26	
30-45	19	9	6	12	30				212	209	209	182	217	230	213	262	249	207	173	104	75	49	32	23	
45-00	7	10	8	11	28				244	215	195	174	226	211	247	235	241	224	127	89	67	54	24	31	
HOUR																									
TOT	73	36	27	40	90	115			683	813	833	723	822	838	895	969	945	843	704	441	335	234	150	101	10710

*1035 UP*

AM PEAK HOUR 0930 TO 1030 VOLUME 853 AM TOTAL 3433  
PM PEAK HOUR 0315 TO 0415 VOLUME 981 PM TOTAL 7277

12/12/19 THURSDAY				AM HOURS								PM HOURS								DAILY TOTAL					
12	1	2	3	4	5	6	7	8	9	10	11	12	1	2	3	4	5	6	7		8	9	10	11	
00-15	27	4	12	10	23	59	94	167	201	205	221	181	198	187	202	229	262	236	189	111	93	56	48	45	
15-30	17	11	6	12	29	75	153	183	230	191	161	173	196	189	194	222	231	254	216	128	92	67	55	19	
30-45	23	10	2	11	35	84	157	157	210	220	207	198	180	183	236	267	235	220	161	100	78	58	31	19	
45-00	14	12	6	19	32	102	179	174	203	209	181	220	205	179	260	269	237	234	139	82	88	53	24	25	
HOUR																									
TOT	81	37	26	52	119	320	583	681	844	825	770	772	779	738	892	987	965	944	705	421	351	234	158	108	12392

AM PEAK HOUR 0815 TO 0915 VOLUME 848 AM TOTAL 5110  
PM PEAK HOUR 0330 TO 0430 VOLUME 1029 PM TOTAL 7282

STATE OF WASHINGTON - DEPARTMENT OF TRANSPORTATION  
 T R I P S S Y S T E M  
 15 MINUTE TRAFFIC COUNT SUMMARY

SR 014 CD00701 MP 000.00		OFF SYSTEM ID.		LEG 2		DIRECTION OF TRAFFIC WESTBOUND												LANE 1		OF 2									
COUNT IDENTIFIER 19-001		COUNTER NUMBER 504906		DESCRIPTION: ON SR 14 WB COLL-DIST TO SR 205 / SR 14 WB																									
12/13/19 FRIDAY		AM HOURS								PM HOURS																			
		12	1	2	3	4	5	6	7	8	9	10	11	12	1	2	3	4	5	6	7	8	9	10	11	DAILY			
		1	2	3	4	5	6	7	8	9	10	11	12	1	2	3	4	5	6	7	8	9	10	11	12	TOTAL			
00-15	29	12	9	8	18	37	91	180	204																				
15-30	25	16	8	17	17	67	142	230	193																				
30-45	18	8	9	9	35	90	168	202	205																				
45-00	18	8	2	13	34	88	197	205	170																				
HOUR	-----																												
TOT	90	44	28	47	104	282	598	817	772																	2782			
										AM PEAK HOUR 0715 TO 0815 VOLUME								841		AM TOTAL								2782	
										PM PEAK HOUR 0000 TO 0000 VOLUME								0		PM TOTAL								0	



STATE OF WASHINGTON - DEPARTMENT OF TRANSPORTATION  
TRIP SYSTEM  
15 MINUTE TRAFFIC COUNT SUMMARY

SR 014 CD00701 MP 000.00		OFF SYSTEM ID.		LEG 2		DIRECTION OF TRAFFIC WESTBOUND															LANE 2 OF 2				
COUNT IDENTIFIER 19-001		COUNTER NUMBER 504906		DESCRIPTION: ON SR 14 WB COLL-DIST TO SR 205 / SR 14 WB																					
12/10/19 TUESDAY		AM HOURS										PM HOURS										DAILY TOTAL			
	12	1	2	3	4	5	6	7	8	9	10	11	12	1	2	3	4	5	6	7	8	9	10	11	12
	1	2	3	4	5	6	7	8	9	10	11	12	1	2	3	4	5	6	7	8	9	10	11	12	
00-15													225	243	213	218	254	232	179	135	92	73	59	39	
15-30												285	230	202	214	216	256	233	219	128	91	63	57	25	
30-45												252	232	227	238	205	255	282	185	123	95	62	51	20	
45-00												248	235	170	227	252	237	236	159	126	74	59	39	28	
HOUR	-----																								
TOT												785	922	842	892	891	1002	983	742	512	352	257	206	112	8498

AM PEAK HOUR 0000 TO 0000 VOLUME 0 AM TOTAL 785  
PM PEAK HOUR 0345 TO 0445 VOLUME 1017 PM TOTAL 7713

12/11/19 WEDNESDAY		AM HOURS										PM HOURS										DAILY TOTAL			
	12	1	2	3	4	5	6	7	8	9	10	11	12	1	2	3	4	5	6	7	8	9	10	11	12
	1	2	3	4	5	6	7	8	9	10	11	12	1	2	3	4	5	6	7	8	9	10	11	12	
00-15	12	12	14	29	50	169	375	360	345	319	279	242	226	208	195	218	275	252	202	156	106	70	54	32	
15-30	19	14	20	28	79	241	431	315	381	340	280	261	214	234	220	205	254	275	196	129	94	98	70	35	
30-45	22	14	20	44	103	319	419	331	306	328	273	238	239	200	240	231	256	276	186	101	80	66	59	32	
45-00	17	12	19	65	112	342	384	314	286	317	253	213	238	200	209	236	287	209	152	109	72	62	38	36	
HOUR	-----																								
TOT	70	52	73	166	344	1071	1609	1320	1318	1304	1085	954	917	842	864	890	1072	1012	736	495	352	296	221	135	17198

AM PEAK HOUR 0600 TO 0700 VOLUME 1609 AM TOTAL 9366  
PM PEAK HOUR 0445 TO 0545 VOLUME 1090 PM TOTAL 7832

12/12/19 THURSDAY		AM HOURS										PM HOURS										DAILY TOTAL			
	12	1	2	3	4	5	6	7	8	9	10	11	12	1	2	3	4	5	6	7	8	9	10	11	12
	1	2	3	4	5	6	7	8	9	10	11	12	1	2	3	4	5	6	7	8	9	10	11	12	
00-15	20	19	19	24	42	159	375	411	387	290	323	244	259	211	216	229	234	271	201	147	91	86	59	55	
15-30	18	16	23	41	85	261	433	333	335	339	307	252	238	211	232	211	236	283	245	189	107	73	64	32	
30-45	14	15	17	45	113	314	429	316	277	314	280	304	219	243	229	239	230	244	195	105	87	91	57	41	
45-00	6	20	17	53	127	314	420	324	280	320	253	216	241	197	208	251	254	214	176	139	94	63	31	21	
HOUR	-----																								
TOT	58	70	76	163	367	1048	1657	1384	1279	1263	1163	1016	957	862	885	930	954	1012	817	580	379	313	211	149	17593

AM PEAK HOUR 0615 TO 0715 VOLUME 1693 AM TOTAL 9544  
PM PEAK HOUR 0445 TO 0545 VOLUME 1052 PM TOTAL 8049

DOT-RNB515A-B

STATE OF WASHINGTON - DEPARTMENT OF TRANSPORTATION  
TRIP SYSTEM  
15 MINUTE TRAFFIC COUNT SUMMARY

DATE 01/09/20  
TIME 15:27:01  
PAGE 58

SR 014 CD00701 MP 000.00		OFF SYSTEM ID.		LEG 2		DIRECTION OF TRAFFIC WESTBOUND												LANE 2		OF 2							
COUNT IDENTIFIER 19-001		COUNTER NUMBER 504906		DESCRIPTION: ON SR 14 WB COLL-DIST TO SR 205 / SR 14 WB																							
12/13/19 FRIDAY				AM HOURS								PM HOURS												DAILY			
	12	1	2	3	4	5	6	7	8	9	10	11	12	1	2	3	4	5	6	7	8	9	10	11	12	TOTAL	
00-15	22	20	9	28	48	137	353	353	286																		
15-30	27	16	24	37	72	215	407	352	295																		
30-45	14	17	25	38	103	328	380	343	305																		
45-00	16	23	18	56	112	287	382	273	274																		
HOUR	-----																										
TOT	79	76	76	159	335	967	1522	1321	1160																		5695

AM PEAK HOUR 0600 TO 0700 VOLUME 1522  
PM PEAK HOUR 0000 TO 0000 VOLUME 0

AM TOTAL 5695  
PM TOTAL 0

STATE OF WASHINGTON - DEPARTMENT OF TRANSPORTATION  
TRIP SYSTEM  
15 MINUTE TRAFFIC COUNT SUMMARY

SR 014 CD00701 MP 000.00		OFF SYSTEM ID.		LEG 2		DIRECTION OF TRAFFIC WESTBOUND										LANE 12		OF 2								
COUNT IDENTIFIER 19-001		COUNTER NUMBER 504906		DESCRIPTION: ON SR 14 WB COLL-DIST TO SR 205 / SR 14 WB																						
12/10/19 TUESDAY				AM HOURS								PM HOURS								DAILY						
	12	1	2	3	4	5	6	7	8	9	10	11	12	1	2	3	4	5	6	7	8	9	10	11	12	TOTAL
00-15														389	418	404	432	509	465	340	246	172	129	97	57	
15-30												462	439	409	396	445	500	453	414	226	162	115	112	46		
30-45												446	437	454	450	417	483	488	354	203	177	116	80	47		
45-00												446	445	372	456	527	469	452	307	197	149	106	70	51		
HR	-----																									
TOT													1354	1710	1653	1706	1821	1961	1858	1415	872	660	466	359	201	16036

AM PEAK HOUR 0000 TO 0000 VOLUME 0  
PM PEAK HOUR 0345 TO 0445 VOLUME 2019  
AM TOTAL 1354  
PM TOTAL 14682

12/11/19 WEDNESDAY				AM HOURS								PM HOURS								DAILY						
	12	1	2	3	4	5	6	7	8	9	10	11	12	1	2	3	4	5	6	7	8	9	10	11	12	TOTAL
00-15	36	19	16	37	58	226	375	360	364	497	475	419	407	390	404	446	515	463	393	283	209	143	95	53		
15-30	42	24	31	37	103	299	431	315	589	551	513	451	412	449	446	449	469	476	409	250	184	156	123	61		
30-45	41	23	26	56	133	319	419	331	518	537	482	420	456	430	453	493	505	483	359	205	155	115	91	55		
45-00	24	22	27	76	140	342	384	314	530	532	448	387	464	411	456	471	528	433	279	198	139	116	62	67		
HR	-----																									
TOT	143	88	100	206	434	1186	1609	1320	2001	2117	1918	1677	1739	1680	1759	1859	2017	1855	1440	936	687	530	371	236	27908	

USE UP LANE 1

AM PEAK HOUR 0815 TO 0915 VOLUME 2134  
PM PEAK HOUR 0400 TO 0500 VOLUME 2017  
AM TOTAL 12799  
PM TOTAL 15109

6683

12/12/19 THURSDAY				AM HOURS								PM HOURS								DAILY						
	12	1	2	3	4	5	6	7	8	9	10	11	12	1	2	3	4	5	6	7	8	9	10	11	12	TOTAL
00-15	47	23	31	34	65	218	469	578	588	495	544	425	457	398	418	458	496	507	390	258	184	142	107	100		
15-30	35	27	29	53	114	336	586	516	565	530	468	425	434	400	426	433	467	537	461	317	199	140	119	51		
30-45	37	25	19	56	148	398	586	473	487	534	487	502	399	426	465	506	465	464	356	205	165	149	88	60		
45-00	20	32	23	72	159	416	599	498	483	529	434	436	446	376	468	520	491	448	315	221	182	116	55	46		
HR	-----																									
TOT	139	107	102	215	486	1368	2240	2065	2123	2088	1933	1788	1736	1600	1777	1917	1919	1956	1522	1001	730	547	369	257	29985	

AM PEAK HOUR 0615 TO 0715 VOLUME 2349  
PM PEAK HOUR 0430 TO 0530 VOLUME 2000  
AM TOTAL 14654  
PM TOTAL 15331

29985

MODIFIED AM TOTAL

WEDNESDAY 12/11/19

0000 TO 0500 = 971  
0900 TO 1200 = 5712 } 6683

STATE OF WASHINGTON - DEPARTMENT OF TRANSPORTATION  
T R I P S   S Y S T E M  
15 MINUTE TRAFFIC COUNT SUMMARY

SR 014 CD00701 MP 000.00    OFF SYSTEM ID.    LEG 2    DIRECTION OF TRAFFIC WESTBOUND    LANE 12 OF 2

COUNT IDENTIFIER 19-001    COUNTER NUMBER 504906    DESCRIPTION: ON SR 14 WB COLL-DIST TO SR 205 / SR 14 WB

	12/13/19 FRIDAY												PM HOURS												DAILY TOTAL
	12	1	2	3	4	5	6	7	8	9	10	11	12	1	2	3	4	5	6	7	8	9	10	11	
00-15	51	32	18	36	66	174	444	533	490																
15-30	52	32	32	54	89	282	549	582	488																
30-45	32	25	34	47	138	418	548	545	510																
45-00	34	31	20	69	146	375	579	478	444																
TOT	169	120	104	206	439	1249	2120	2138	1932																8477

*7439*

AM PEAK HOUR 0630 TO 0730 VOLUME 2242  
PM PEAK HOUR 0000 TO 0000 VOLUME 0

AM TOTAL 8477  
PM TOTAL 0

12/10/19 THRU 12/13/19  
TOTAL HOURS FOR COUNT 69

2 DAYS *29608* FACTOR GROUP OR04    *29312* FACTOR GROUP R051    *27263*  
AVG WEEKDAY VOL 28947 X SEASONAL ADJ. FACTOR 0.9900 = 28658 X AXLE CORR FACTOR 0.9301 = ESTIMATED AVG DAILY TRAFFIC 26655

PEAK HOUR PERCENTAGES:    K = *7.93*    D = 100.00  
PEAK HOUR LOCATION :    VOLUME = 2349    DATE: 12/12/19    TIME: 06:15 AM