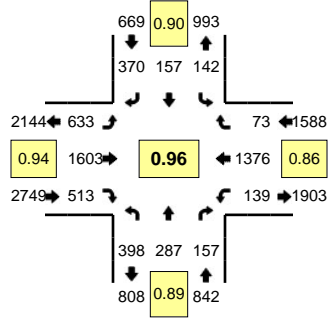
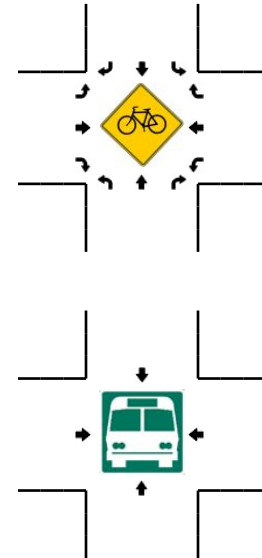
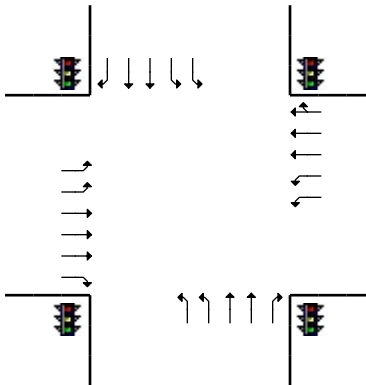
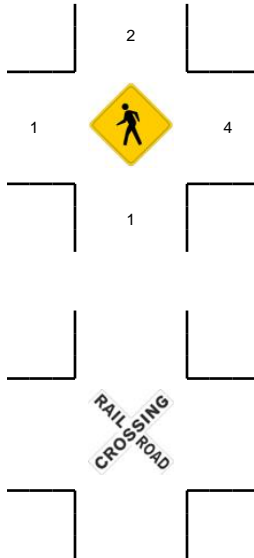
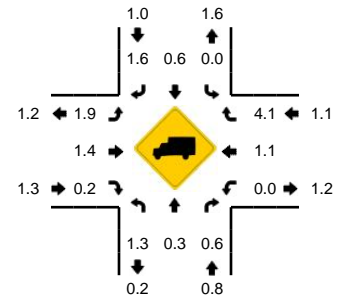


LOCATION: Chkalov Dr -- SE Mill Plain Blvd
CITY/STATE: Vancouver, WA

QC JOB #: 10396514
DATE: 11/20/2008



Peak-Hour: 4:45 PM -- 5:45 PM
Peak 15-Min: 5:25 PM -- 5:40 PM



5-Min Count Period Beginning At	Chkalov Dr (Northbound)				Chkalov Dr (Southbound)				SE Mill Plain Blvd (Eastbound)				SE Mill Plain Blvd (Westbound)				Total	Hourly Totals
	Left	Thru	Right	U	Left	Thru	Right	U	Left	Thru	Right	U	Left	Thru	Right	U		
4:00 PM	31	29	13	0	18	21	33	0	57	133	47	0	8	110	3	0	503	
4:05 PM	34	14	15	0	12	16	40	0	47	119	42	0	15	132	7	0	493	
4:10 PM	37	19	14	0	7	20	42	0	46	136	39	0	9	104	6	0	479	
4:15 PM	35	13	10	0	15	5	32	0	32	105	48	0	10	140	6	0	451	
4:20 PM	41	20	19	0	5	7	31	0	56	143	43	0	7	92	3	0	467	
4:25 PM	28	23	21	0	14	14	24	0	45	133	39	0	11	126	7	0	485	
4:30 PM	27	24	9	0	7	15	30	0	62	143	44	0	7	76	6	0	450	
4:35 PM	28	21	14	0	17	15	32	0	38	116	45	0	19	147	14	0	506	
4:40 PM	32	18	9	0	12	14	40	0	59	137	39	0	8	104	5	0	477	
4:45 PM	26	21	10	0	12	5	29	0	46	125	42	0	16	150	7	0	489	
4:50 PM	32	31	12	0	18	20	30	0	47	153	43	0	10	75	6	1	478	
4:55 PM	31	15	14	0	10	13	21	0	35	129	41	0	14	144	10	0	477	5755
5:00 PM	36	20	11	0	12	16	36	0	54	114	39	0	7	81	5	0	431	5683
5:05 PM	33	17	15	0	12	11	28	0	51	146	40	0	13	110	10	0	486	5676
5:10 PM	31	22	7	0	17	18	35	0	61	136	41	0	9	99	5	0	481	5678
5:15 PM	29	21	16	0	12	13	26	0	45	114	42	0	15	147	5	0	485	5712
5:20 PM	37	27	17	0	9	18	46	0	71	147	35	0	6	67	2	0	482	5727
5:25 PM	37	28	15	0	14	10	26	0	48	118	50	0	16	158	12	0	532	5774
5:30 PM	34	32	10	0	4	9	33	0	69	150	46	0	7	102	4	0	500	5824
5:35 PM	36	21	18	0	12	12	20	0	42	122	51	0	11	144	5	0	494	5812
5:40 PM	36	32	12	0	10	12	40	0	64	149	43	0	14	99	2	0	513	5848
5:45 PM	29	19	12	0	10	8	29	0	45	143	41	0	11	118	13	0	478	5837
5:50 PM	36	23	12	0	11	16	38	0	54	148	47	0	6	80	7	0	478	5837
5:55 PM	31	20	10	0	18	11	20	0	42	122	48	0	19	117	10	0	468	5828
Peak 15-Min Flowrates	Northbound				Southbound				Eastbound				Westbound				Total	
	Left	Thru	Right	U	Left	Thru	Right	U	Left	Thru	Right	U	Left	Thru	Right	U		
All Vehicles	428	324	172	0	120	124	316	0	636	1560	588	0	136	1616	84	0	6104	
Heavy Trucks	4	0	4		0	0	4		16	20	4		0	24	4		80	
Pedestrians		0				4				0				4			8	
Bicycles																		
Railroad																		
Stopped Buses																		

Comments: