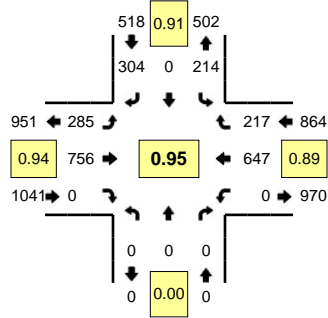
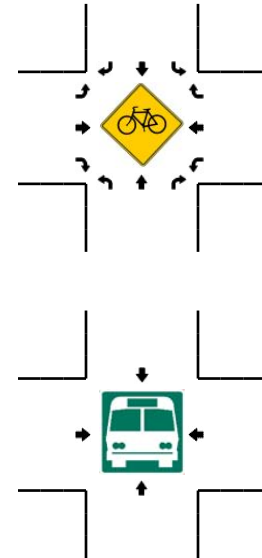
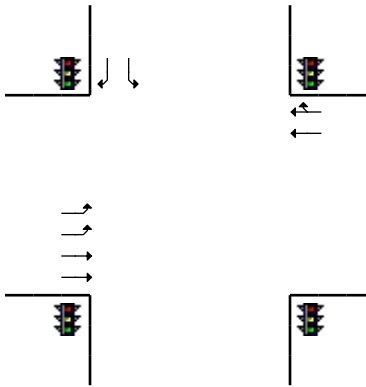
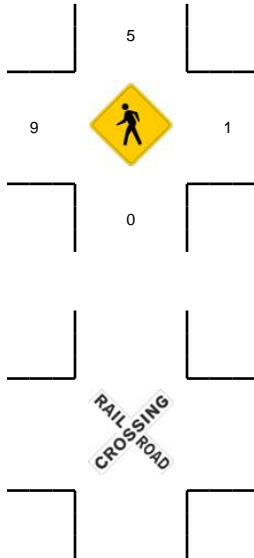
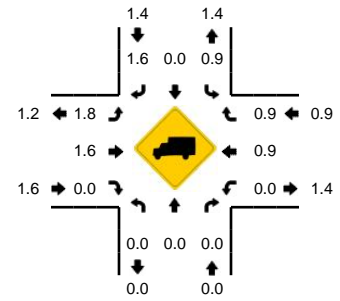


LOCATION: 87th Ave -- SE Mill Plain Blvd
CITY/STATE: Vancouver, WA

QC JOB #: 10396509
DATE: 11/20/2008



Peak-Hour: 4:40 PM -- 5:40 PM
Peak 15-Min: 5:10 PM -- 5:25 PM

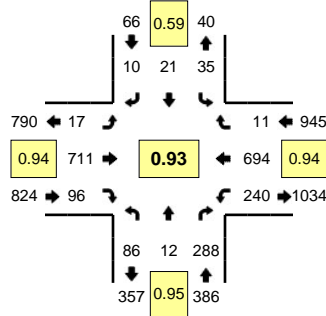


5-Min Count Period Beginning At	87th Ave (Northbound)				87th Ave (Southbound)				SE Mill Plain Blvd (Eastbound)				SE Mill Plain Blvd (Westbound)				Total	Hourly Totals
	Left	Thru	Right	U	Left	Thru	Right	U	Left	Thru	Right	U	Left	Thru	Right	U		
4:00 PM	0	0	0	0	12	0	33	0	29	65	0	0	0	52	15	0	206	
4:05 PM	0	0	0	0	14	0	17	0	10	55	0	0	0	74	22	0	192	
4:10 PM	0	0	0	0	18	0	14	0	26	63	0	0	0	52	15	0	188	
4:15 PM	0	0	0	0	20	0	23	0	22	64	0	0	0	73	14	0	216	
4:20 PM	0	0	0	0	23	0	24	0	22	61	0	0	0	58	9	0	197	
4:25 PM	0	0	0	0	18	0	33	0	21	52	0	0	0	49	15	0	188	
4:30 PM	0	0	0	0	19	0	18	0	20	57	0	0	0	53	13	0	180	
4:35 PM	0	0	0	0	22	0	33	0	13	57	0	0	0	70	17	0	212	
4:40 PM	0	0	0	0	27	0	22	0	19	54	0	0	0	56	10	0	188	
4:45 PM	0	0	0	0	14	0	34	0	21	63	0	0	0	65	14	0	211	
4:50 PM	0	0	0	0	15	0	16	0	20	77	0	0	0	53	20	0	201	
4:55 PM	0	0	0	0	18	0	20	0	24	71	0	0	0	46	17	0	196	2375
5:00 PM	0	0	0	0	15	0	32	0	22	52	0	0	0	55	17	0	193	2362
5:05 PM	0	0	0	0	15	0	29	0	24	64	0	0	0	47	16	0	195	2365
5:10 PM	0	0	0	0	19	0	25	0	26	75	0	0	0	50	25	0	220	2397
5:15 PM	0	0	0	0	26	0	35	0	21	55	0	0	0	56	19	0	212	2393
5:20 PM	0	0	0	0	16	0	19	0	31	59	0	0	0	60	24	0	209	2405
5:25 PM	0	0	0	0	19	0	25	0	23	57	0	0	0	44	16	0	184	2401
5:30 PM	0	0	0	0	14	0	25	0	28	61	0	0	0	54	17	0	199	2420
5:35 PM	0	0	0	0	16	0	22	0	26	68	0	0	0	61	22	0	215	2423
5:40 PM	0	0	0	0	19	0	30	0	24	45	0	0	0	55	15	0	188	2423
5:45 PM	0	0	0	0	15	0	20	0	16	56	0	0	0	51	13	0	171	2383
5:50 PM	0	0	0	0	23	0	20	0	17	58	0	0	0	43	12	0	173	2355
5:55 PM	0	0	0	0	21	0	18	0	12	52	0	0	0	44	4	0	151	2310
Peak 15-Min Flowrates	Northbound				Southbound				Eastbound				Westbound				Total	
	Left	Thru	Right	U	Left	Thru	Right	U	Left	Thru	Right	U	Left	Thru	Right	U		
All Vehicles	0	0	0	0	244	0	316	0	312	756	0	0	0	664	272	0	2564	
Heavy Trucks	0	0	0	0	4	0	4	0	8	4	0	0	0	0	4	0	24	
Pedestrians										16				0			16	
Bicycles																		
Railroad																		
Stopped Buses																		

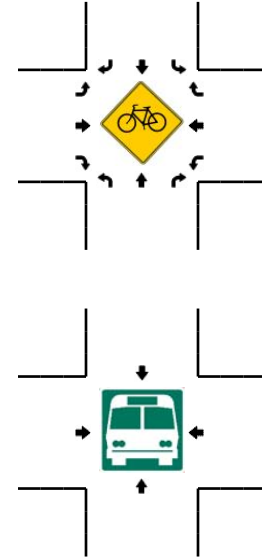
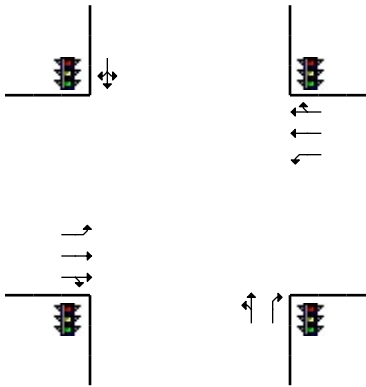
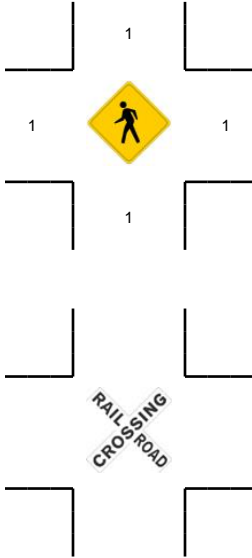
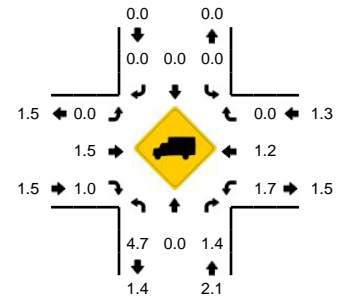
Comments:

LOCATION: Lieser Rd -- SE Mill Plain Blvd
CITY/STATE: Vancouver, WA

QC JOB #: 10396519
DATE: 11/20/2008



Peak-Hour: 4:45 PM -- 5:45 PM
Peak 15-Min: 5:05 PM -- 5:20 PM



5-Min Count Period Beginning At	Lieser Rd (Northbound)				Lieser Rd (Southbound)				SE Mill Plain Blvd (Eastbound)				SE Mill Plain Blvd (Westbound)				Total	Hourly Totals
	Left	Thru	Right	U	Left	Thru	Right	U	Left	Thru	Right	U	Left	Thru	Right	U		
4:00 PM	8	2	26	0	4	3	3	0	0	55	7	0	15	58	1	0	182	
4:05 PM	4	1	15	0	2	0	1	0	1	62	12	0	27	72	0	0	197	
4:10 PM	6	1	21	0	2	0	1	0	1	66	6	0	14	56	0	0	174	
4:15 PM	8	1	25	0	4	1	2	0	1	47	9	0	19	66	3	0	186	
4:20 PM	9	0	13	0	2	2	0	0	0	65	12	0	15	64	0	0	182	
4:25 PM	8	1	22	0	1	2	1	0	2	53	9	0	31	55	4	0	189	
4:30 PM	2	0	19	0	1	0	2	0	1	53	6	0	22	48	4	0	158	
4:35 PM	9	4	22	0	2	1	3	0	1	51	8	0	20	65	1	0	187	
4:40 PM	5	3	15	0	1	0	3	0	1	53	11	0	20	49	2	0	163	
4:45 PM	6	0	17	0	2	1	2	0	1	72	9	0	23	73	4	0	210	
4:50 PM	8	1	33	0	2	0	0	0	1	63	7	0	17	54	3	0	189	
4:55 PM	7	1	22	0	4	4	1	0	3	58	9	0	16	46	0	0	171	2188
5:00 PM	8	1	19	0	6	3	1	0	1	50	7	0	13	61	2	0	172	2178
5:05 PM	10	3	23	0	8	3	1	0	1	67	5	0	28	56	0	0	205	2186
5:10 PM	6	2	21	0	4	2	1	0	1	70	11	0	22	57	0	0	197	2209
5:15 PM	7	2	24	0	2	2	1	0	0	56	8	0	23	68	0	0	193	2216
5:20 PM	5	0	25	0	0	1	1	0	2	54	6	0	18	56	0	0	168	2202
5:25 PM	8	0	26	0	2	1	1	0	3	61	8	0	18	50	0	0	178	2191
5:30 PM	5	1	26	0	2	1	0	0	1	55	12	0	19	52	0	0	174	2207
5:35 PM	8	1	29	0	1	1	0	0	3	63	9	0	18	60	1	0	194	2214
5:40 PM	8	0	23	0	2	2	1	0	0	42	5	0	25	61	1	0	170	2221
5:45 PM	11	1	20	0	1	1	2	0	1	51	3	0	23	46	0	0	160	2171
5:50 PM	4	1	21	0	0	2	1	0	1	55	6	0	13	45	2	0	151	2133
5:55 PM	5	1	17	0	0	1	2	0	3	41	3	0	14	48	1	0	136	2098
Peak 15-Min Flowrates	Northbound				Southbound				Eastbound				Westbound				Total	
	Left	Thru	Right	U	Left	Thru	Right	U	Left	Thru	Right	U	Left	Thru	Right	U		
All Vehicles	92	28	272	0	56	28	12	0	8	772	96	0	292	724	0	0	2380	
Heavy Trucks	4	0	8		0	0	0		0	8	0		4	8	0		32	
Pedestrians			0				0				0				0		0	
Bicycles																		
Railroad																		
Stopped Buses																		

Comments: