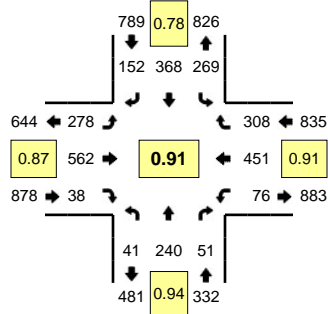
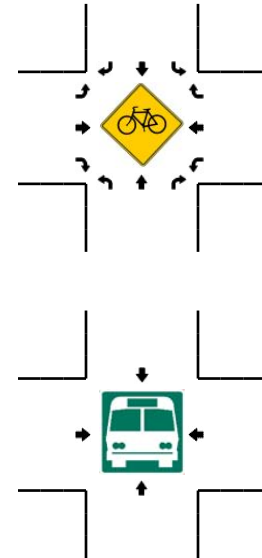
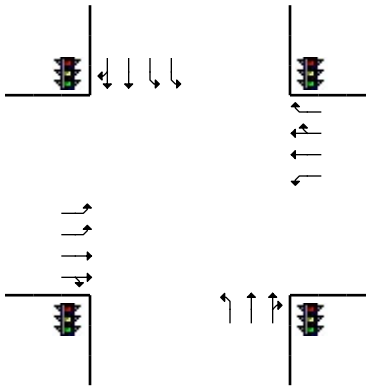
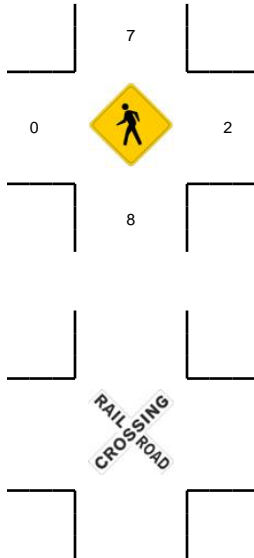
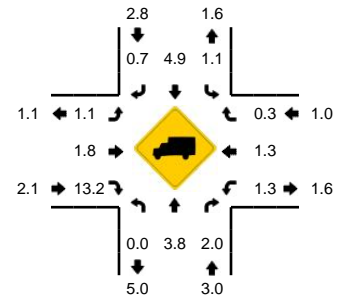


**LOCATION:** Andresen Rd -- SE Mill Plain Blvd  
**CITY/STATE:** Vancouver, WA

**QC JOB #:** 10396513  
**DATE:** 11/20/2008



**Peak-Hour: 4:00 PM -- 5:00 PM**  
**Peak 15-Min: 4:20 PM -- 4:35 PM**



5-Min Count Period Beginning At	Andresen Rd (Northbound)				Andresen Rd (Southbound)				SE Mill Plain Blvd (Eastbound)				SE Mill Plain Blvd (Westbound)				Total	Hourly Totals
	Left	Thru	Right	U	Left	Thru	Right	U	Left	Thru	Right	U	Left	Thru	Right	U		
4:00 PM	2	16	0	0	16	19	10	0	23	40	9	0	8	44	22	0	209	
4:05 PM	6	24	10	0	19	21	17	0	9	54	3	0	11	43	31	0	248	
4:10 PM	3	28	3	0	26	28	17	0	19	52	5	0	5	48	17	0	251	
4:15 PM	3	14	0	0	7	31	12	0	41	54	3	0	8	23	26	0	222	
4:20 PM	0	18	5	0	24	21	14	0	10	52	3	0	8	52	29	0	236	
4:25 PM	4	17	5	0	18	91	9	0	30	45	4	0	7	31	28	0	289	
4:30 PM	1	26	7	0	31	31	11	0	34	47	5	0	6	26	30	1	256	
4:35 PM	6	19	5	0	23	34	10	0	12	39	2	0	1	48	21	0	220	
4:40 PM	11	11	6	0	28	24	17	0	33	41	1	0	4	38	24	0	238	
4:45 PM	0	23	3	0	24	22	13	0	26	42	0	0	7	33	24	0	217	
4:50 PM	0	19	3	0	23	27	12	0	23	39	1	0	7	39	36	0	229	
4:55 PM	5	25	4	0	30	19	10	0	18	57	2	0	3	26	20	0	219	2834
5:00 PM	4	25	3	0	20	23	9	0	18	40	4	0	4	28	18	0	196	2821
5:05 PM	4	18	2	0	23	35	10	0	26	43	3	0	6	29	28	0	227	2800
5:10 PM	5	17	1	0	15	15	9	0	26	53	3	0	4	32	36	0	216	2765
5:15 PM	1	21	7	0	24	30	12	0	24	64	7	0	4	39	28	0	261	2804
5:20 PM	4	23	4	0	21	33	13	0	21	41	6	0	2	32	26	0	226	2794
5:25 PM	4	16	1	0	21	19	8	0	36	53	5	0	3	40	17	0	223	2728
5:30 PM	9	29	2	0	18	21	12	0	24	29	2	0	7	23	31	0	207	2679
5:35 PM	0	15	4	0	23	21	9	0	18	43	3	0	2	32	28	0	198	2657
5:40 PM	1	15	4	0	19	13	8	1	22	32	3	0	5	30	23	0	176	2595
5:45 PM	3	14	2	0	24	19	9	0	15	25	4	0	5	27	20	0	167	2545
5:50 PM	4	12	5	0	22	13	11	0	17	35	4	0	3	24	21	0	171	2487
5:55 PM	3	11	1	0	5	17	7	0	17	22	3	0	5	24	25	0	140	2408
Peak 15-Min Flowrates	Northbound				Southbound				Eastbound				Westbound				Total	
All Vehicles	20	244	68	0	292	572	136	0	296	576	48	0	84	436	348	4	3124	
Heavy Trucks	0	4	4		8	12	4		4	12	4		4	8	0		64	
Pedestrians		4				0				0				0			4	
Bicycles																		
Railroad																		
Stopped Buses																		

Comments: