



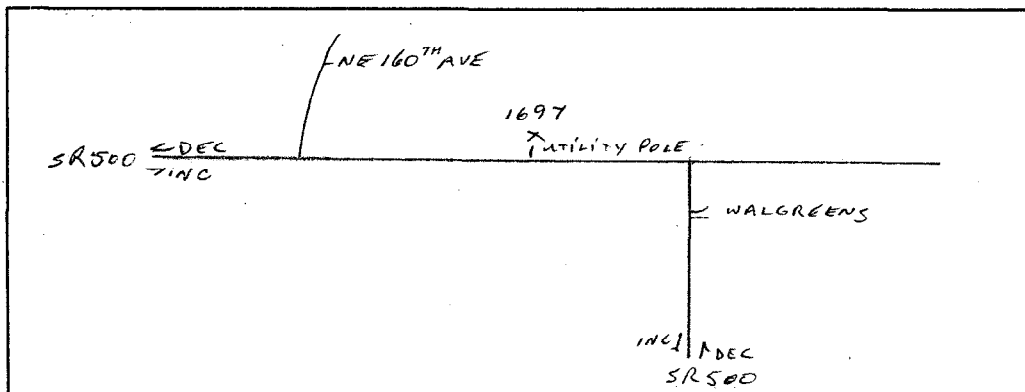
Interval 60 min. 15 min.
 Binned(CL/SP) Count(volume)
 Lane No 1 2
 Direction Channel 1 _____
 Direction Channel 2 _____
 Unique ID# _____

Counter No. 421697 Count ID HPMS
 SR 500 RRT/RRQ MP 9.26 B
 Leg 1 Direction WB OSID _____

Station Description _ ON SR 500 W/O NE Ward St RD

Date	Day	Time	Comments
10/15/12	2	10:37	Manual (1) <u>1</u> (2) _____ Counter (1) <u>1</u> (2) _____ Set cntr ok BJ 6.5
10/16	3	09:32	Manual (1) <u>42</u> (2) _____ Counter (1) <u>42</u> (2) _____ Chk cntr ok BJ/MD 6.4
10/17	4	07:30	Manual (1) <u>50</u> (2) _____ Counter (1) <u>50</u> (2) _____ Chk cntr ok BJ/MD 6.4
10/18	5	07:36	Manual (1) <u>50</u> (2) _____ Counter (1) <u>50</u> (2) _____ Chk cntr ok BJ/MD 6.4
10/19	6	0731	Manual (1) <u>1</u> (2) _____ Counter (1) <u>1</u> (2) _____ P.U. cntr ok BJ/MD 6.4

Sketch



B. JOHNSON / M. DIETZ
Field Person



Interval 60 min. 15 min.
 Binned(CL/SP) Count(volume)
 Lane No 1 2

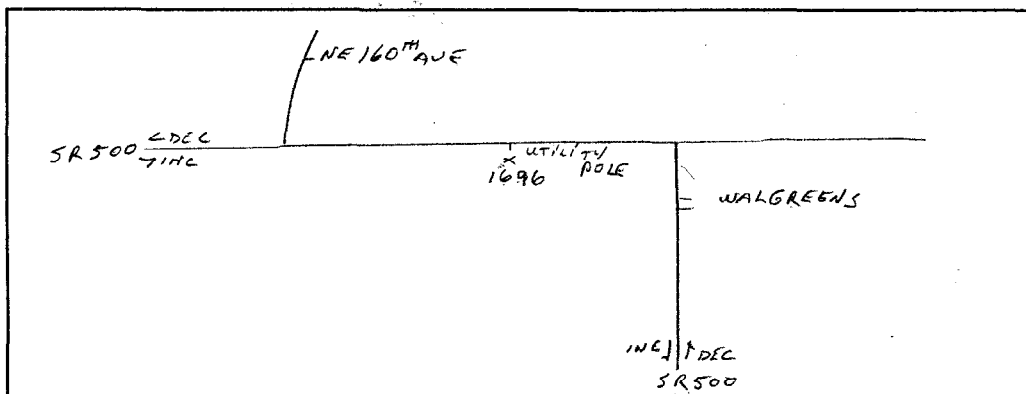
Direction Channel 1 _____
 Direction Channel 2 _____
 Unique ID# _____

Counter No. 421696 Count ID HPMS
 SR 500 RRT/RRQ _____ MP 9.263
 Leg 1 Direction EB OSID _____

Station Description _ ON SR 500 W/O NE Ward St RD

Date	Day	Time	Comments
10/15/12	2	10:33	Manual (1) <u>1</u> (2) _____ Counter (1) <u>1</u> (2) _____ Set cntr ok BJ 6.5
10/16	3	09:32	Manual (1) <u>18</u> (2) _____ Counter (1) <u>18</u> (2) _____ Chk cntr ok BJ/MD 6.4
10/17	4	07:30	Manual (1) <u>31</u> (2) _____ Counter (1) <u>31</u> (2) _____ Chk cntr ok BJ/MD 6.4
10/18	5	07:35	Manual (1) <u>47</u> (2) _____ Counter (1) <u>47</u> (2) _____ Chk cntr ok BJ/MD 6.4
10/19	6	0728	Manual (1) <u>1</u> (2) _____ Counter (1) <u>1</u> (2) _____ P.U. cntr ok BJ/MD 6.4

Sketch



B. JOHNSON / M. DIETZ
Field Person

SR 500 MP 009.268 OFF SYSTEM ID. LEG 1 DIRECTION OF TRAFFIC WESTBOUND LANE ALL OF

COUNT IDENTIFIER HPMS COUNTER NUMBER 421697 DESCRIPTION: ON SR 500 W/O NE WARD RD

COUNT IDENTIFIER	HPMS	COUNTER NUMBER	DESCRIPTION: ON SR 500 W/O NE WARD RD												DAILY TOTAL								
			AM HOURS						PM HOURS														
10/15/12 MONDAY			1	2	3	4	5	6	7	8	9	10	11	12	13	14	15	16	17	18	19	20	21
12	1	2	3	4	5	6	7	8	9	10	11	12	13	14	15	16	17	18	19	20	21	22	23
00-15																							
15-30																							
30-45																							
45-00																							
HOUR																							
TOT																							

AM PEAK HOUR 1100 TO 1200 VOLUME 398 AM TOTAL 488
 PM PEAK HOUR 0430 TO 0530 VOLUME 674 PM TOTAL 4558

COUNT IDENTIFIER	HPMS	COUNTER NUMBER	DESCRIPTION: ON SR 500 W/O NE WARD RD												DAILY TOTAL								
			AM HOURS						PM HOURS														
10/16/12 TUESDAY			1	2	3	4	5	6	7	8	9	10	11	12	13	14	15	16	17	18	19	20	21
12	1	2	3	4	5	6	7	8	9	10	11	12	13	14	15	16	17	18	19	20	21	22	23
00-15																							
15-30																							
30-45																							
45-00																							
HOUR																							
TOT																							

AM PEAK HOUR 0715 TO 0815 VOLUME 920 AM TOTAL 4100
 PM PEAK HOUR 0430 TO 0530 VOLUME 678 PM TOTAL 4671

COUNT IDENTIFIER	HPMS	COUNTER NUMBER	DESCRIPTION: ON SR 500 W/O NE WARD RD												DAILY TOTAL								
			AM HOURS						PM HOURS														
10/17/12 WEDNESDAY			1	2	3	4	5	6	7	8	9	10	11	12	13	14	15	16	17	18	19	20	21
12	1	2	3	4	5	6	7	8	9	10	11	12	13	14	15	16	17	18	19	20	21	22	23
00-15																							
15-30																							
30-45																							
45-00																							
HOUR																							
TOT																							

AM PEAK HOUR 0715 TO 0815 VOLUME 947 AM TOTAL 4170
 PM PEAK HOUR 0500 TO 0600 VOLUME 745 PM TOTAL 5030

SR 500 MP 009.268 OFF SYSTEM ID. LEG 1 DIRECTION OF TRAFFIC WESTBOUND LANE ALL OF

COUNT IDENTIFIER HPMS COUNTER NUMBER 421697 DESCRIPTION: ON SR 500 W/O NE WARD RD

10/18/12 THURSDAY	AM HOURS												PM HOURS												DAILY TOTAL
	1	2	3	4	5	6	7	8	9	10	11	12	1	2	3	4	5	6	7	8	9	10	11	12	
12	1	2	3	4	5	6	7	8	9	10	11	12	1	2	3	4	5	6	7	8	9	10	11	12	9248
TOT	48	20	18	39	101	271	585	899	696	511	459	488	481	462	516	580	676	814	566	355	264	224	117	58	9248
	AM PEAK HOUR 0715 TO 0815 VOLUME 918												AM PEAK HOUR 0500 TO 0600 VOLUME 814												AM TOTAL 4135
	PM PEAK HOUR 0500 TO 0600 VOLUME 814																								PM TOTAL 5113

10/19/12 FRIDAY	AM HOURS												PM HOURS												DAILY TOTAL
	1	2	3	4	5	6	7	8	9	10	11	12	1	2	3	4	5	6	7	8	9	10	11	12	
12	1	2	3	4	5	6	7	8	9	10	11	12	1	2	3	4	5	6	7	8	9	10	11	12	1351
TOT	49	32	29	35	88	242	533	343																	1351
	AM PEAK HOUR 0630 TO 0730 VOLUME 640												AM PEAK HOUR 0000 TO 0000 VOLUME 0												AM TOTAL 1351
	PM PEAK HOUR 0000 TO 0000 VOLUME 0																								PM TOTAL 0

10/15/12 THRU 10/19/12 TOTAL HOURS FOR COUNT 91

3 DAYS AVG WEEKDAY VOL 9073 X SEASONAL ADJ. FACTOR 0.9400 = 8529 X AXLE CORR FACTOR 0.9781 = ESTIMATED AVG DAILY TRAFFIC 8342

FACTOR GROUP GR-02

FACTOR GROUP GR-B2

SR 500 MP 009.268 OFF SYSTEM ID. LEG 1 DIRECTION OF TRAFFIC EASTBOUND LANE ALL OF
 COUNT IDENTIFIER HPMS COUNTER NUMBER 421696 DESCRIPTION: ON SR 500 W/O NE WARD RD

10/15/12	MONDAY												AM PEAK HOUR 1100 TO 1200 VOLUME	PM PEAK HOUR 0500 TO 0600 VOLUME	AM TOTAL	PM TOTAL	DAILY TOTAL								
	12	1	2	3	4	5	6	7	8	9	10	11													
00-15																									
15-30	12	1	2	3	4	5	6	7	8	9	10	11	12	1	2	3	4	5	6	7	8	9	10	11	12
30-45	1																								
45-00																									
TOT																									

10/16/12	TUESDAY												AM PEAK HOUR 1100 TO 1200 VOLUME	PM PEAK HOUR 0500 TO 0600 VOLUME	AM TOTAL	PM TOTAL	DAILY TOTAL									
	12	1	2	3	4	5	6	7	8	9	10	11														
00-15																										
15-30	9	1	1	2	3	4	5	6	7	8	9	10	11	12	1	2	3	4	5	6	7	8	9	10	11	12
30-45	17	7	5	8	5	11	33	68	115	90	62	76	86	84	105	117	173	179	207	157	94	79	74	29	21	
45-00	6																									
TOT	41	15	24	13	34	86	208	441	351	295	304	342	373	427	469	616	762	840	613	382	316	284	109	78	7423	

10/17/12	WEDNESDAY												AM PEAK HOUR 0700 TO 0800 VOLUME	PM PEAK HOUR 0445 TO 0545 VOLUME	AM TOTAL	PM TOTAL	DAILY TOTAL									
	12	1	2	3	4	5	6	7	8	9	10	11														
00-15																										
15-30	13	3	3	6	8	10	33	78	112	95	51	80	116	100	113	143	170	205	144	144	83	96	46	25	25	
30-45	11	6	2	2	4	17	53	127	90	89	82	82	135	114	124	138	178	211	179	114	79	36	36	14		
45-00	9	6	9	5	5	28	57	122	96	75	77	78	100	117	141	172	177	206	159	97	67	47	20	12		
TOT	45	17	19	17	27	81	234	497	393	348	305	328	455	458	497	624	725	798	616	447	311	270	122	71	7705	

AM PEAK HOUR 0715 TO 0815 VOLUME 531
 PM PEAK HOUR 0445 TO 0545 VOLUME 822
 AM TOTAL 2311
 PM TOTAL 5394

SR 500 MP 009.268 OFF SYSTEM ID. LEG 1 DIRECTION OF TRAFFIC EASTBOUND LANE ALL OF

COUNT IDENTIFIER HPMS COUNTER NUMBER 421696 DESCRIPTION: ON SR 500 W/O NE WARD RD

10/18/12 THURSDAY	AM HOURS												PM HOURS												DAILY TOTAL
COUNT	1	2	3	4	5	6	7	8	9	10	11	12	1	2	3	4	5	6	7	8	9	10	11	12	
12	1	2	3	4	5	6	7	8	9	10	11	12	1	2	3	4	5	6	7	8	9	10	11	12	7755
1	2	3	4	5	6	7	8	9	10	11	12	1	2	3	4	5	6	7	8	9	10	11	12		
00-15	10	4	5	3	5	8	28	81	100	95	75	82	100	111	123	141	189	205	159	110	81	75	66	30	
15-30	8	4	4	2	4	15	47	115	89	89	72	71	102	105	119	151	171	228	172	110	80	75	46	27	
30-45	12	3	4	8	6	28	69	129	77	68	84	97	93	111	134	161	183	243	153	80	89	57	29	17	
45-00	10	4	7	6	12	27	68	154	113	91	80	95	105	129	143	178	178	180	153	122	71	55	17	30	
HOUR	40	15	20	19	27	78	212	479	379	343	311	345	400	456	519	631	721	856	637	422	321	262	158	104	7755
TOT	AM PEAK HOUR 0715 TO 0815 VOLUME 498												PM PEAK HOUR 0500 TO 0600 VOLUME 856												AM TOTAL 2268
	PM PEAK HOUR 0000 TO 0000 VOLUME 0																								PM TOTAL 5487

10/19/12 FRIDAY	AM HOURS												PM HOURS												DAILY TOTAL
COUNT	1	2	3	4	5	6	7	8	9	10	11	12	1	2	3	4	5	6	7	8	9	10	11	12	
12	1	2	3	4	5	6	7	8	9	10	11	12	1	2	3	4	5	6	7	8	9	10	11	12	503
1	2	3	4	5	6	7	8	9	10	11	12	1	2	3	4	5	6	7	8	9	10	11	12		
00-15	18	8	3	6	8	9	19	40	96																
15-30	12	3	7	2	4	19	40																		
30-45	14	6	3	1	7	23	63																		
45-00	11	4	3	3	14	22	75																		
HOUR	55	21	16	12	33	73	197	96																	
TOT	AM PEAK HOUR 0615 TO 0715 VOLUME 274												PM PEAK HOUR 0000 TO 0000 VOLUME 0												AM TOTAL 503
	PM PEAK HOUR 0000 TO 0000 VOLUME 0																								PM TOTAL 0

10/15/12 THRU 10/19/12 TOTAL HOURS FOR COUNT 91

3 DAYS AVG WEEKDAY VOL 7628 X SEASONAL ADJ. FACTOR 0.9400 = 7170 X AXLE CORR FACTOR 0.9781 = ESTIMATED AVG DAILY TRAFFIC 7013

FACTOR GROUP GR-02

FACTOR GROUP GR-B2

SR 500 MP 009.268 OFF SYSTEM ID. LEG 1 DIRECTION OF TRAFFIC BOTH WAYS LANE ALL OF
 COUNT IDENTIFIER HPMS COUNTER NUMBER 421696 DESCRIPTION: ON SR 500 W/O NE WARD RD

10/18/12 THURSDAY	AM HOURS												PM HOURS												DAILY TOTAL
	1	2	3	4	5	6	7	8	9	10	11	12	1	2	3	4	5	6	7	8	9	10	11	12	
12	1	2	3	4	5	6	7	8	9	10	11	12	1	2	3	4	5	6	7	8	9	10	11	12	1683
1	2	3	4	5	6	7	8	9	10	11	12	1	2	3	4	5	6	7	8	9	10	11	12	1683	
22	10	7	13	15	45	125	266	304	238	184	206	212	222	259	290	345	398	312	219	142	135	109	49		
15-30	25	14	9	10	76	195	366	261	211	208	188	237	203	243	283	345	469	308	210	146	156	68	38		
30-45	23	4	10	20	37	114	231	253	194	196	217	229	238	274	303	370	433	280	163	158	103	61	31		
45-00	18	7	12	15	40	114	246	257	211	182	222	203	255	259	335	337	370	303	185	139	92	37	44		
TOT	88	35	38	58	128	349	797	1075	854	770	833	881	918	1035	1211	1397	1670	1203	777	585	486	275	162		
								AM PEAK HOUR 0715 TO 0815 VOLUME 1416													AM TOTAL 6403				
								PM PEAK HOUR 0500 TO 0600 VOLUME 1670													PM TOTAL 10600				

10/19/12 FRIDAY	AM HOURS												PM HOURS												DAILY TOTAL
	1	2	3	4	5	6	7	8	9	10	11	12	1	2	3	4	5	6	7	8	9	10	11	12	
12	1	2	3	4	5	6	7	8	9	10	11	12	1	2	3	4	5	6	7	8	9	10	11	12	1683
1	2	3	4	5	6	7	8	9	10	11	12	1	2	3	4	5	6	7	8	9	10	11	12	1683	
00-15	32	17	5	14	23	39	116	268																	
15-30	29	8	19	12	26	75	179																		
30-45	23	12	13	12	34	98	207																		
45-00	20	16	8	9	38	103	228																		
TOT	104	53	45	47	121	315	730	268																	
								AM PEAK HOUR 0615 TO 0715 VOLUME 882													AM TOTAL 1683				
								PM PEAK HOUR 0000 TO 0000 VOLUME 0													PM TOTAL 0				

10/15/12 THRU 10/19/12 TOTAL HOURS FOR COUNT 91
 3 DAYS AVG WEEKDAY VOL 16701 X SEASONAL ADJ. FACTOR 0.9400 = 15699 X AXLE CORR FACTOR 0.9781 = ESTIMATED AVG DAILY TRAFFIC 15355
 PEAK HOUR PERCENTAGES: K = 10.00 D = 51.26
 PEAK HOUR LOCATION : VOLUME = 1670 DATE: 10/18/12 TIME: 05:00 PM



Interval 60 min. 15 min.
 Binned(CL/SP) Count(volume)
Lane No 1 2

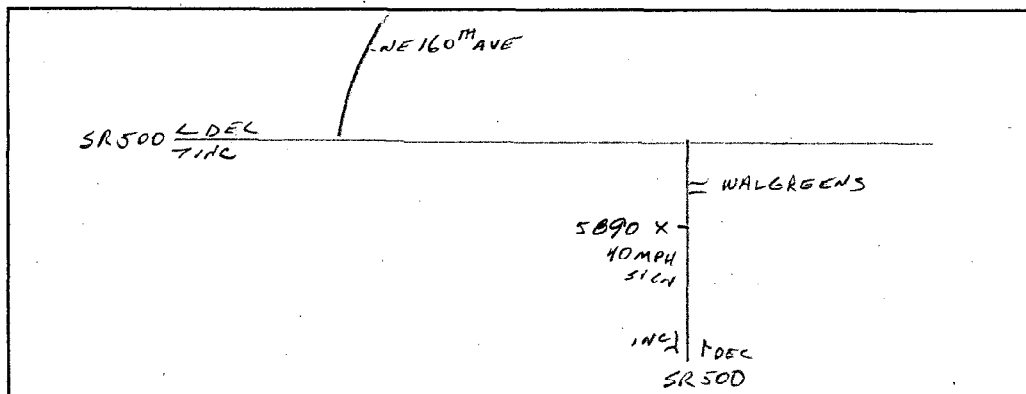
Direction Channel 1 _____
Direction Channel 2 _____
Unique ID# _____

Counter No. 425890 Count ID HPMS
SR 500 RRT/RRQ MP 9.26 B
Leg 2 Direction SB OSID _____

Station Description ON SR 500 S/O NE Ward St RD

Date	Day	Time	Comments
10/15/12	2	10:53	Manual (1) <u>1</u> (2) _____ Counter (1) <u>1</u> (2) _____ Set cntr ok BJ 6.4
10/16	3	09:24	Manual (1) <u>16</u> (2) _____ Counter (1) <u>16</u> (2) _____ Chk cntr ok BJ/MD 6.6
10/17	4	07:35	Manual (1) <u>41</u> (2) _____ Counter (1) <u>41</u> (2) _____ Chk cntr ok BJ/MD 6.4
10/18	5	07:41	Manual (1) <u>48</u> (2) _____ Counter (1) <u>48</u> (2) _____ Chk cntr ok BJ/MD 6.4
10/19	6	0736	Manual (1) <u>1</u> (2) _____ Counter (1) <u>1</u> (2) _____ P.U. cntr ok BJ/MD 6.4

Sketch



B. JOHNSON / M. DIETZ
Field Person



Interval 60 min. 15 min.
 Binned(CL/SP) Count(volume)
Lane No 1 2

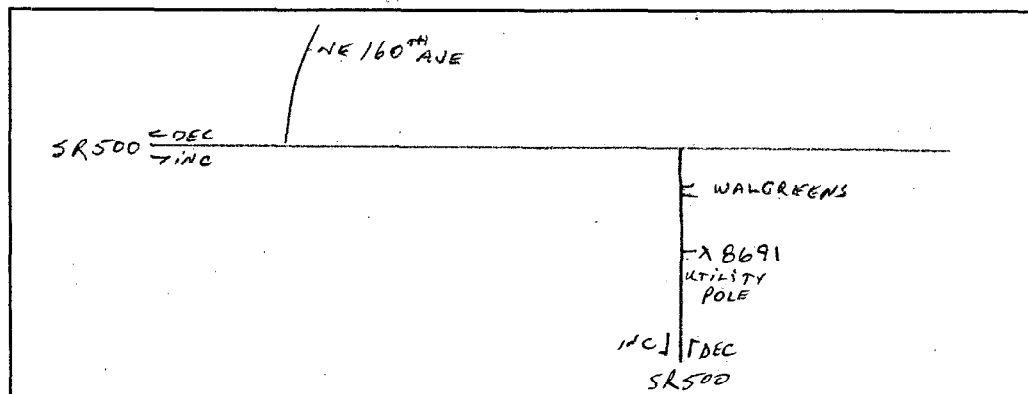
Direction Channel 1 _____
Direction Channel 2 _____
Unique ID# _____

Counter No. 428691 Count ID HPMS
SR 500 RRT/RRQ MP 9.26 B
Leg 2 Direction NB OSID _____

Station Description ON SR 500 S/O NE Ward St RD

Date	Day	Time	Comments
10/15/12	2	10:49	Manual (1) 1 (2) Counter (1) 1 (2) Set cntr ok BJ 6.4
10/16	3	09:22	Manual (1) 33 (2) Counter (1) 33 (2) Chk cntr ok BJ/MD 6.4
10/17	4	07:36	Manual (1) 50 (2) Counter (1) 50 (2) Chk cntr ok BJ/MD 6.4
10/18	5	07:43	Manual (1) 20 (2) Counter (1) 20 (2) Chk cntr ok BJ/MD 6.3
10/19	6	07:38	Manual (1) 1 (2) Counter (1) 1 (2) P.U. cntr ok BJ/MD 6.4

Sketch



B. JOHNSON / M. DIETZ
Field Person

SR 500 MP 009.268 OFF SYSTEM ID. LEG 2 DIRECTION OF TRAFFIC SOUTHBOUND LANE ALL OF

COUNT IDENTIFIER HPMS COUNTER NUMBER 425890 DESCRIPTION: ON SR 500 S/O NE WARD RD

10/18/12 THURSDAY	AM HOURS												PM HOURS												DAILY TOTAL
	1	2	3	4	5	6	7	8	9	10	11	12	1	2	3	4	5	6	7	8	9	10	11	12	
12	1	2	3	4	5	6	7	8	9	10	11	12	1	2	3	4	5	6	7	8	9	10	11	12	151
1	2	3	4	5	6	7	8	9	10	11	12	1	2	3	4	5	6	7	8	9	10	11	12	15	
5	1	1	1	5	16	38	108	128	103	78	89	75	72	71	92	119	142	107	63	54	37	23	15		
2	3	1	2	4	22	61	175	111	104	62	68	89	81	79	103	116	149	117	73	46	34	20	8		
6	2	2	6	11	42	95	168	91	65	80	85	69	79	98	111	131	154	110	50	56	35	21	3		
45-00	3	4	2	16	29	104	170	135	71	72	66	70	80	85	136	119	128	92	52	39	24	11	11		
TOT	16	6	8	11	36	109	298	465	343	292	308	303	312	333	442	485	573	426	238	195	130	75	37		
								AM PEAK HOUR 0715 TO 0815 VOLUME							641						AM TOTAL		2513		
								PM PEAK HOUR 0500 TO 0600 VOLUME							573						PM TOTAL		3549		

10/19/12 FRIDAY	AM HOURS												PM HOURS												DAILY TOTAL
	1	2	3	4	5	6	7	8	9	10	11	12	1	2	3	4	5	6	7	8	9	10	11	12	
12	1	2	3	4	5	6	7	8	9	10	11	12	1	2	3	4	5	6	7	8	9	10	11	12	724
1	2	3	4	5	6	7	8	9	10	11	12	1	2	3	4	5	6	7	8	9	10	11	12	0	
8	6	2	1	5	14	34	118																		
15-30	2	3	4	1	6	33	52	141																	
30-45	2	4	2	9	31	88																			
45-00	3	4	3	15	27	104																			
TOT	15	16	9	7	35	105	278	259																	
								AM PEAK HOUR 0630 TO 0730 VOLUME							451								AM TOTAL	724	
								PM PEAK HOUR 0000 TO 0000 VOLUME							0								PM TOTAL	0	

10/15/12 THRU 10/19/12
TOTAL HOURS FOR COUNT 91

3 DAYS
AVG WEEKDAY VOL 5872 X SEASONAL ADJ. FACTOR 0.9400 = 5520 X AXLE CORR FACTOR 0.9781 = ESTIMATED AVG DAILY TRAFFIC 5399

FACTOR GROUP GR-02
FACTOR GROUP GR-B2

SR 500 MP 009.268 OFF SYSTEM ID. LEG 2 DIRECTION OF TRAFFIC NORTHBOUND LANE ALL OF

COUNT IDENTIFIER HPMS COUNTER NUMBER 428691 DESCRIPTION: ON SR 500 S/O NE WARD RD

10/15/12 MONDAY	AM HOURS												PM HOURS												DAILY TOTAL
	1	2	3	4	5	6	7	8	9	10	11	12	1	2	3	4	5	6	7	8	9	10	11	12	
12	1	2	3	4	5	6	7	8	9	10	11	12	1	2	3	4	5	6	7	8	9	10	11	12	160
15-30																									16
30-45																									20
45-00																									17
HOUR																									9
TOT																									5055

AM PEAK HOUR 1100 TO 1200 VOLUME 300
PM PEAK HOUR 0445 TO 0545 VOLUME 748

AM TOTAL 300
PM TOTAL 4755

10/16/12 TUESDAY	AM HOURS												PM HOURS												DAILY TOTAL
	1	2	3	4	5	6	7	8	9	10	11	12	1	2	3	4	5	6	7	8	9	10	11	12	
12	1	2	3	4	5	6	7	8	9	10	11	12	1	2	3	4	5	6	7	8	9	10	11	12	6972
15-30																									20
30-45																									25
45-00																									14
HOUR																									14
TOT																									6972

AM PEAK HOUR 0745 TO 0845 VOLUME 497
PM PEAK HOUR 0445 TO 0545 VOLUME 810

AM TOTAL 2124
PM TOTAL 4848

10/17/12 WEDNESDAY	AM HOURS												PM HOURS												DAILY TOTAL
	1	2	3	4	5	6	7	8	9	10	11	12	1	2	3	4	5	6	7	8	9	10	11	12	
12	1	2	3	4	5	6	7	8	9	10 <td>11</td> <td>12</td> <td>1</td> <td>2</td> <td>3</td> <td>4</td> <td>5</td> <td>6</td> <td>7</td> <td>8</td> <td>9</td> <td>10<td>11</td><td>12</td> <td>7563</td> </td>	11	12	1	2	3	4	5	6	7	8	9	10 <td>11</td> <td>12</td> <td>7563</td>	11	12	7563
15-30																									17
30-45																									31
45-00																									16
HOUR																									14
TOT																									7563

AM PEAK HOUR 0715 TO 0815 VOLUME 590
PM PEAK HOUR 0500 TO 0600 VOLUME 788

AM TOTAL 2311
PM TOTAL 5252

SR 500 MP 009.268 OFF SYSTEM ID. LEG 2 DIRECTION OF TRAFFIC NORTHBOUND LANE ALL OF

COUNT IDENTIFIER HPMS COUNTER NUMBER 428691 DESCRIPTION: ON SR 500 S/O NE WARD RD

10/18/12 THURSDAY		AM HOURS												PM HOURS												DAILY TOTAL
12	1	2	3	4	5	6	7	8	9	10	11	12	1	2	3	4	5	6	7	8	9	10	11	12		
12	1	2	3	4	5	6	7	8	9	10	11	12	1	2	3	4	5	6	7	8	9	10	11	12	7623	
43	21	8	15	19	53	206	506	388	291	320	338	385	423	506	637	777	881	648	407	343	235	115	58	58		
AM PEAK HOUR 0715 TO 0815 VOLUME 519												PM PEAK HOUR 0445 TO 0545 VOLUME 884												AM TOTAL 2208		
PM PEAK HOUR 0445 TO 0545 VOLUME 884																								PM TOTAL 5415		

10/19/12 FRIDAY		AM HOURS												PM HOURS												DAILY TOTAL
12	1	2	3	4	5	6	7	8	9	10	11	12	1	2	3	4	5	6	7	8	9	10	11	12		
12	1	2	3	4	5	6	7	8	9	10	11	12	1	2	3	4	5	6	7	8	9	10	11	12	580	
55	31	21	9	17	66	191	190																		580	
AM PEAK HOUR 0630 TO 0730 VOLUME 309												PM PEAK HOUR 0000 TO 0000 VOLUME 0												AM TOTAL 580		
PM PEAK HOUR 0000 TO 0000 VOLUME 0																								PM TOTAL 0		

10/15/12 THRU 10/19/12 TOTAL HOURS FOR COUNT 91

3 DAYS AVG WEEKDAY VOL 7386 X SEASONAL ADJ. FACTOR 0.9400 = 6943 X AXLE CORR FACTOR 0.9781 = ESTIMATED AVG DAILY TRAFFIC 6791

FACTOR GROUP GR-02

FACTOR GROUP GR-B2

SR 500 MP 009.268 OFF SYSTEM ID. LEG 2 DIRECTION OF TRAFFIC BOTH WAYS LANE ALL OF

COUNT IDENTIFIER HPMS COUNTER NUMBER 428691 DESCRIPTION: ON SR 500 S/O NE WARD RD

10/15/12 MONDAY	AM HOURS												PM HOURS												DAILY TOTAL
	1	2	3	4	5	6	7	8	9	10	11	12	1	2	3	4	5	6	7	8	9	10	11	12	
12	1	2	3	4	5	6	7	8	9	10	11	12	1	2	3	4	5	6	7	8	9	10	11	12	578
00-15																									
15-30																									
30-45																									
45-00																									
HOUR																									
TOT																									578

AM PEAK HOUR 1100 TO 1200 VOLUME 578
PM PEAK HOUR 0500 TO 0600 VOLUME 1246

AM TOTAL 578
PM TOTAL 7859

10/16/12 TUESDAY	AM HOURS												PM HOURS												DAILY TOTAL
	1	2	3	4	5	6	7	8	9	10	11	12	1	2	3	4	5	6	7	8	9	10	11	12	
12	1	2	3	4	5	6	7	8	9	10	11	12	1	2	3	4	5	6	7	8	9	10	11	12	578
00-15																									
15-30																									
30-45																									
45-00																									
HOUR																									
TOT																									578

AM PEAK HOUR 0715 TO 0815 VOLUME 1071
PM PEAK HOUR 0445 TO 0545 VOLUME 1313

AM TOTAL 4497
PM TOTAL 8083

10/17/12 WEDNESDAY	AM HOURS												PM HOURS												DAILY TOTAL
	1	2	3	4	5	6	7	8	9	10	11	12	1	2	3	4	5	6	7	8	9	10	11	12	
12	1	2	3	4	5	6	7	8	9	10	11	12	1	2	3	4	5	6	7	8	9	10	11	12	1302
00-15																									
15-30																									
30-45																									
45-00																									
HOUR																									
TOT																									1302

AM PEAK HOUR 0715 TO 0815 VOLUME 1302
PM PEAK HOUR 0445 TO 0545 VOLUME 1266

AM TOTAL 4891
PM TOTAL 8618

