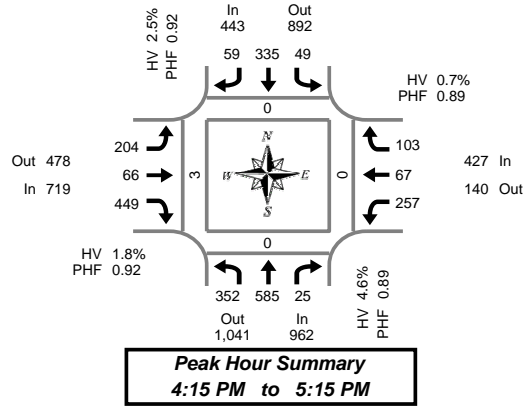


Total Vehicle Summary



Clay Carney
(503) 833-2740



NE Andresen Rd & NE 88th St

Wednesday, March 08, 2006

4:00 PM to 6:00 PM

5-Minute Interval Summary

4:00 PM to 6:00 PM

Interval Start Time	Northbound NE Andresen Rd				Southbound NE Andresen Rd				Eastbound NE 88th St				Westbound NE 88th St				Interval Total	Pedestrians Crosswalk			
	L	T	R	Bikes	L	T	R	Bikes	L	T	R	Bikes	L	T	R	Bikes		North	South	East	West
4:00 PM	32	47	7	0	4	27	3	0	19	6	38	0	17	6	3	0	209	0	0	0	0
4:05 PM	26	33	3	0	5	25	1	0	26	7	43	0	23	1	10	0	203	0	0	0	0
4:10 PM	35	51	2	0	3	33	3	0	9	5	49	0	11	5	4	0	210	0	0	0	0
4:15 PM	28	52	7	0	4	21	5	0	16	12	41	0	29	9	2	0	226	0	0	0	1
4:20 PM	37	49	0	0	7	34	5	0	18	1	55	0	19	5	5	0	235	0	0	0	0
4:25 PM	22	52	0	0	7	33	4	0	13	8	32	0	17	7	7	0	202	0	0	0	0
4:30 PM	24	34	0	0	2	18	7	0	19	0	46	0	17	8	9	0	184	0	0	0	0
4:35 PM	26	51	3	0	10	27	6	0	20	7	44	0	28	3	14	0	239	0	0	0	2
4:40 PM	42	60	4	0	1	31	4	0	10	5	33	0	11	7	7	0	215	0	0	0	0
4:45 PM	32	52	1	0	5	27	2	0	21	7	30	0	24	5	12	0	218	0	0	0	0
4:50 PM	23	37	3	0	2	30	7	0	10	2	19	0	18	4	9	0	164	0	0	0	0
4:55 PM	21	49	3	0	2	25	5	0	23	8	34	0	20	5	6	0	201	0	0	0	0
5:00 PM	28	61	3	0	2	36	4	0	21	6	44	0	32	2	10	0	249	0	0	0	0
5:05 PM	32	32	1	0	3	21	4	0	17	4	35	0	24	8	9	0	190	0	0	0	0
5:10 PM	37	56	0	0	4	32	6	0	16	6	36	0	18	4	13	0	228	0	0	0	0
5:15 PM	20	34	2	0	8	21	8	0	21	5	42	0	28	3	4	0	196	0	0	0	0
5:20 PM	36	60	2	0	4	30	3	0	15	4	29	0	23	2	5	0	213	0	0	0	0
5:25 PM	20	53	0	0	5	34	7	0	21	4	28	0	23	5	7	0	207	0	0	0	0
5:30 PM	20	79	3	0	7	28	8	0	13	5	31	0	11	3	15	0	223	0	0	0	0
5:35 PM	35	42	3	0	6	23	4	0	19	1	29	0	26	4	10	0	202	0	0	0	0
5:40 PM	24	55	2	0	3	27	5	0	15	6	23	0	18	4	3	0	185	0	0	0	0
5:45 PM	18	29	1	0	6	23	11	0	15	3	18	0	11	5	9	0	149	0	2	0	0
5:50 PM	36	62	1	0	0	23	2	0	14	4	23	0	23	5	11	0	204	0	0	0	0
5:55 PM	16	35	0	0	4	24	7	0	22	6	26	0	11	6	8	0	165	0	0	0	0
Total Survey	670	1,165	51	0	104	653	121	0	413	122	828	0	482	116	192	0	4,917	0	2	0	3

15-Minute Interval Summary

4:00 PM to 6:00 PM

Interval Start Time	Northbound NE Andresen Rd				Southbound NE Andresen Rd				Eastbound NE 88th St				Westbound NE 88th St				Interval Total	Pedestrians Crosswalk			
	L	T	R	Bikes	L	T	R	Bikes	L	T	R	Bikes	L	T	R	Bikes		North	South	East	West
4:00 PM	93	131	12	0	12	85	7	0	54	18	130	0	51	12	17	0	622	0	0	0	0
4:15 PM	87	153	7	0	18	88	14	0	47	21	128	0	65	21	14	0	663	0	0	0	1
4:30 PM	92	145	7	0	13	76	17	0	49	12	123	0	56	18	30	0	638	0	0	0	2
4:45 PM	76	138	7	0	9	82	14	0	54	17	83	0	62	14	27	0	583	0	0	0	0
5:00 PM	97	149	4	0	9	89	14	0	54	16	115	0	74	14	32	0	667	0	0	0	0
5:15 PM	76	147	4	0	17	85	18	0	57	13	99	0	74	10	16	0	616	0	0	0	0
5:30 PM	79	176	8	0	16	78	17	0	47	12	83	0	55	11	28	0	610	0	0	0	0
5:45 PM	70	126	2	0	10	70	20	0	51	13	67	0	45	16	28	0	518	0	2	0	0
Total Survey	670	1,165	51	0	104	653	121	0	413	122	828	0	482	116	192	0	4,917	0	2	0	3

Peak Hour Summary

4:15 PM to 5:15 PM

By Approach	Northbound NE Andresen Rd				Southbound NE Andresen Rd				Eastbound NE 88th St				Westbound NE 88th St				Total	Pedestrians Crosswalk			
	In	Out	Total	Bikes	In	Out	Total	Bikes	In	Out	Total	Bikes	In	Out	Total	Bikes		North	South	East	West
Volume	962	1,041	2,003	0	443	892	1,335	0	719	478	1,197	0	427	140	567	0	2,551	0	0	0	3
%HV	4.6%				2.5%				1.8%				0.7%				2.8%				
PHF	0.89				0.92				0.92				0.89				0.95				

By Movement	Northbound NE Andresen Rd				Southbound NE Andresen Rd				Eastbound NE 88th St				Westbound NE 88th St				Total
	L	T	R	Total	L	T	R	Total	L	T	R	Total	L	T	R	Total	
Volume	352	585	25	962	49	335	59	443	204	66	449	719	257	67	103	427	2,551
%HV	5.1%	4.3%	4.0%	4.6%	0.0%	3.0%	1.7%	2.5%	1.0%	1.5%	2.2%	1.8%	0.4%	1.5%	1.0%	0.7%	2.8%
PHF	0.88	0.90	0.69	0.89	0.64	0.92	0.87	0.92	0.84	0.79	0.84	0.92	0.85	0.80	0.78	0.89	0.95

Rolling Hour Summary

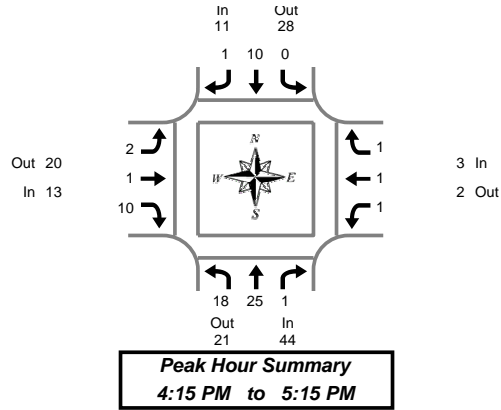
4:00 PM to 6:00 PM

Interval Start Time	Northbound NE Andresen Rd				Southbound NE Andresen Rd				Eastbound NE 88th St				Westbound NE 88th St				Interval Total	Pedestrians Crosswalk			
	L	T	R	Bikes	L	T	R	Bikes	L	T	R	Bikes	L	T	R	Bikes		North	South	East	West
4:00 PM	348	567	33	0	52	331	52	0	204	68	464	0	234	65	88	0	2,506	0	0	0	3
4:15 PM	352	585	25	0	49	335	59	0	204	66	449	0	257	67	103	0	2,551	0	0	0	3
4:30 PM	341	579	22	0	48	332	63	0	214	58	420	0	266	56	105	0	2,504	0	0	0	2
4:45 PM	328	610	23	0	51	334	63	0	212	58	380	0	265	49	103	0	2,476	0	0	0	0
5:00 PM	322	598	18	0	52	322	69	0	209	54	364	0	248	51	104	0	2,411	0	2	0	0

Heavy Vehicle Summary



Clay Carney
(503) 833-2740



NE Andresen Rd & NE 88th St

Wednesday, March 08, 2006

4:00 PM to 6:00 PM

Heavy Vehicle 5-Minute Interval Summary 4:00 PM to 6:00 PM

Interval Start Time	Northbound NE Andresen Rd				Southbound NE Andresen Rd				Eastbound NE 88th St				Westbound NE 88th St				Interval Total
	L	T	R	Total	L	T	R	Total	L	T	R	Total	L	T	R	Total	
4:00 PM	2	1	0	3	0	0	0	0	1	0	1	2	0	0	0	0	5
4:05 PM	1	1	0	2	0	1	0	1	1	1	2	4	0	0	0	0	7
4:10 PM	1	4	0	5	0	0	0	0	1	0	0	1	0	0	0	0	6
4:15 PM	3	3	0	6	0	1	0	1	0	0	2	2	0	0	0	0	9
4:20 PM	2	3	0	5	0	2	1	3	0	0	1	1	0	0	0	0	9
4:25 PM	1	2	0	3	0	1	0	1	0	0	1	1	0	0	0	0	5
4:30 PM	2	0	0	2	0	0	0	0	1	0	0	1	0	0	0	0	3
4:35 PM	0	2	1	3	0	1	0	1	0	0	2	2	0	0	0	0	6
4:40 PM	4	0	0	4	0	1	0	1	1	0	0	1	0	0	0	0	6
4:45 PM	0	4	0	4	0	2	0	2	0	0	0	0	0	0	0	0	6
4:50 PM	1	2	0	3	0	1	0	1	0	0	1	1	1	0	1	2	7
4:55 PM	1	2	0	3	0	0	0	0	0	1	2	3	0	0	0	0	6
5:00 PM	2	6	0	8	0	1	0	1	0	0	0	0	0	1	0	1	10
5:05 PM	1	0	0	1	0	0	0	0	0	0	0	0	0	0	0	0	1
5:10 PM	1	1	0	2	0	0	0	0	0	0	1	1	0	0	0	0	3
5:15 PM	2	2	0	4	0	0	1	1	0	0	0	0	2	0	0	2	7
5:20 PM	0	1	0	1	0	1	0	1	0	0	0	0	0	0	0	0	2
5:25 PM	0	2	0	2	0	0	0	0	1	0	1	2	0	0	0	0	4
5:30 PM	0	2	0	2	0	1	0	1	0	0	0	0	0	0	0	0	3
5:35 PM	0	0	0	0	0	1	0	1	0	0	0	0	1	0	0	1	2
5:40 PM	0	1	0	1	0	0	0	0	0	0	0	0	0	0	0	0	1
5:45 PM	0	0	0	0	0	1	1	2	1	0	1	2	0	0	0	0	4
5:50 PM	1	0	0	1	0	0	0	0	0	0	2	2	1	0	0	1	4
5:55 PM	0	0	0	0	0	3	1	4	0	0	0	0	0	0	0	0	4
Total Survey	25	39	1	65	0	18	4	22	7	2	17	26	5	1	1	7	120

Heavy Vehicle 15-Minute Interval Summary 4:00 PM to 6:00 PM

Interval Start Time	Northbound NE Andresen Rd				Southbound NE Andresen Rd				Eastbound NE 88th St				Westbound NE 88th St				Interval Total
	L	T	R	Total	L	T	R	Total	L	T	R	Total	L	T	R	Total	
4:00 PM	4	6	0	10	0	1	0	1	3	1	3	7	0	0	0	0	18
4:15 PM	6	8	0	14	0	4	1	5	0	0	4	4	0	0	0	0	23
4:30 PM	6	2	1	9	0	2	0	2	2	0	2	4	0	0	0	0	15
4:45 PM	2	8	0	10	0	3	0	3	0	1	3	4	1	0	1	2	19
5:00 PM	4	7	0	11	0	1	0	1	0	0	1	1	0	1	0	1	14
5:15 PM	2	5	0	7	0	1	1	2	1	0	1	2	2	0	0	2	13
5:30 PM	0	3	0	3	0	2	0	2	0	0	0	0	1	0	0	1	6
5:45 PM	1	0	0	1	0	4	2	6	1	0	3	4	1	0	0	1	12
Total Survey	25	39	1	65	0	18	4	22	7	2	17	26	5	1	1	7	120

Heavy Vehicle Peak Hour Summary 4:15 PM to 5:15 PM

By Approach	Northbound NE Andresen Rd			Southbound NE Andresen Rd			Eastbound NE 88th St			Westbound NE 88th St			Total
	In	Out	Total	In	Out	Total	In	Out	Total	In	Out	Total	
Volume	44	21	65	11	28	39	13	20	33	3	2	5	71
PHF	0.79			0.55			0.81			0.25			0.77

By Movement	Northbound NE Andresen Rd				Southbound NE Andresen Rd				Eastbound NE 88th St				Westbound NE 88th St				Total
	L	T	R	Total	L	T	R	Total	L	T	R	Total	L	T	R	Total	
Volume	18	25	1	44	0	10	1	11	2	1	10	13	1	1	1	3	71
PHF	0.75	0.63	0.25	0.79	0.00	0.63	0.25	0.55	0.25	0.25	0.63	0.81	0.25	0.25	0.25	0.25	0.77

Heavy Vehicle Rolling Hour Summary 4:00 PM to 6:00 PM

Interval Start Time	Northbound NE Andresen Rd				Southbound NE Andresen Rd				Eastbound NE 88th St				Westbound NE 88th St				Interval Total
	L	T	R	Total	L	T	R	Total	L	T	R	Total	L	T	R	Total	
4:00 PM	18	24	1	43	0	10	1	11	5	2	12	19	1	0	1	2	75
4:15 PM	18	25	1	44	0	10	1	11	2	1	10	13	1	1	1	3	71
4:30 PM	14	22	1	37	0	7	1	8	3	1	7	11	3	1	1	5	61
4:45 PM	8	23	0	31	0	7	1	8	1	1	5	7	4	1	1	6	52
5:00 PM	7	15	0	22	0	8	3	11	2	0	5	7	4	1	0	5	45

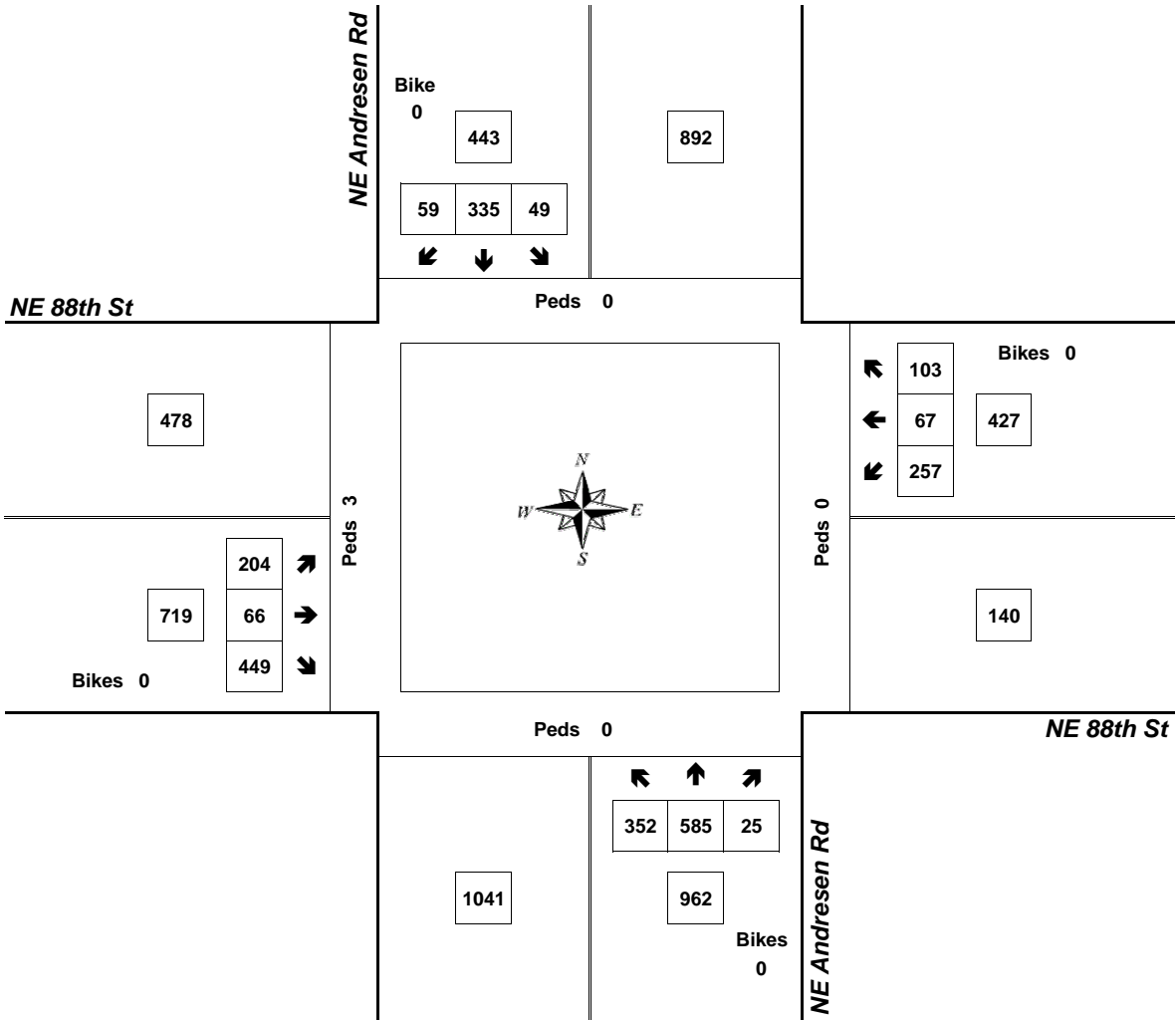
Peak Hour Summary



Clay Carney
(503) 833-2740

NE Andresen Rd & NE 88th St

4:15 PM to 5:15 PM
Wednesday, March 08, 2006



Approach	PHF	HV%	Volume
EB	0.92	1.8%	719
WB	0.89	0.7%	427
NB	0.89	4.6%	962
SB	0.92	2.5%	443
Intersection	0.95	2.8%	2,551

Count Period: 4:00 PM to 6:00 PM